USAID | KENYA AND EAST AFRICA
FROM THE AMERICAN PEOPLE

USAID Kenya Integrated Water, Sanitation and Hygiene Project

QUARTERLY PROGRESS REPORT #9
APRIL – JUNE 2018

JULY 2018

This publication was produced for review by the United States Agency for International Development. It was prepared by Development Alternatives, Inc.

USAID KENYA INTEGRATED WATER, SANITATION AND HYGIENE PROGRAM (KIWASH)

FY 2018, Q3 PROGRESS REPORT

APRIL 1 – JUNE 30, 2018

Award No: AID-615-TO-15-00001

Prepared for Martin Mulongo, COR
United States Agency for International Development/Kenya
C/O American Embassy
United Nations Avenue, Gigiri
P.O. Box 629, Village Market 00621
Nairobi, Kenya

Prepared by
Development Alternatives, Inc.
7600 Wisconsin Avenue, Ste. 200
Bethesda, MD 20814

Cover photo: USG representatives commission an innovative water project implemented in partnership with Dow Chemical Company (Dow) to address the immediate challenge of the water services and the quality of water within the Little Sisters of St. Francis (LSOSF) institution and the wider community. The facility will remove dangerous naturally occurring levels of fluoride in the area's drinking water supply.

Credits: USAID KIWASH

DISCLAIMER

The authors' views expressed in this report do not necessarily reflect the views of the United States Agency for International Development or the United States Government.

CONTENTS

ACRONYMS **4**

I. KIWASH EXECUTIVE SUMMARY **6**
Qualitative Impact 6
Quantitative Impact 8
Constraints and Opportunities 10
Subsequent Quarter's Work Plan 11

II. KEY ACHIEVEMENTS (Qualitative Impact) **16**

ACCESS TO WATER **16**

ACCESS TO FINANCING/CREDIT FOR WASH **20**

SANITATION AND HYGIENE **25**

GOVERNANCE AND POLICY **29**

ENVIRONMENTAL SUSTAINABILITY **33**

III. ACTIVITY PROGRESS (Quantitative Impact) **34**

IV. CONSTRAINTS AND OPPORTUNITIES **48**

V. PERFORMANCE MONITORING **49**

VI. PROGRESS ON GENDER STRATEGY **50**

VII. PROGRESS ON ENVIRONMENTAL MITIGATION AND MONITORING **50**

VIII. PROGRESS ON LINKS TO OTHER USAID PROGRAMS **50**

IX. PROGRESS ON LINKS WITH GOK AGENCIES **50**

X. PROGRESS ON USAID FORWARD **51**

XI. SUSTAINABILITY AND EXIT STRATEGY **51**

XII. GLOBAL DEVELOPMENT ALLIANCE **51**

XIII. SUBSEQUENT QUARTER'S WORK PLAN **52**
Subsequent Quarter's Work Plan 52

XIV. FINANCIAL INFORMATION **57**

ANNEX 1: INFRASTRUCTURE PROJECTS **59**

ANNEX 2: SUMMARY OF PROGRESS ON POLICIES, LAWS, OR INVESTMENT AGREEMENTS **73**

ANNEX II: COUNTY ACTIVITY MAPS **75**

ANNEX III: SUCCESS STORIES AND SNAPSHOTS.....85

ANNEX IV: LIST OF DELIVERABLE PRODUCTS.....90

ACRONYMS

ABC	African Banking Corporation Limited
AMEP	Activity Monitoring and Evaluation Plan
BCC	Behavior Change Communication
BDS	Business Development Services
BoD	Board of Directors
BUSWASCO	Busia Water and Sewerage Company
BWSC	Busia Water and Sewerage Company
CAP	Capacity and Performance
CBO	Community Based Organization
CC CAP	Climate Change Capacity and Performance
CEC	County Executive
CHA	Community Health Assistant
CHEWS	Community Health Extension Workers
CHV	Community Health Volunteer
CIDP	County Integrated Development Plans
CLTS	Community Led Total Sanitation
CMT	Corporate Management Team
COE	Community Outreach and Education
CSO	Civil Society Organization
DCA	Development Credit Authority
DSS	Decision-Support System
EMMP	Environmental Mitigation and Monitoring Plan
ENA	Essential Nutrition Actions
ESH	Environmental Sanitation and Hygiene
ETL	Education through Learning
EWA	Essential WASH Actions
FIRM	Financial Inclusion for Rural Microenterprises
FtF	Feed the Future
FY	Financial Year
GOK	Government of Kenya
GWASCO	Gussi Water and Sewerage Company
ICC	The Inter-agency Coordination Committee
IM	Integrity Management
IND	Indicator
IWRM	Integrated Water Resource Management
KAVES	Kenya Agricultural Value Chain Enterprises
KBWS	Kakamega-Busia Water Supply
KIMAWASCO	Kibwezi-Makindu Water and Sewerage Company
KIMWASCO	Kiambere-Mwingi Water and Sanitation Company
KITWASCO	Kitui Water and Sanitation Company
KIWASCO	Kisumu Water and Sewerage Company
KIWASH	Kenya Integrated Water, Sanitation and Hygiene project
MBONWASCO	Mbooni Water and Sanitation Company
MCH	Maternal and Child Health
MCWSC	Migori County Water and Sanitation Company
MD	Managing Director
MOH	Ministry of Health
MoU	Memorandum of Understanding
MUS	Multi-Use System
NCWSC	Nairobi City Water and Sewerage Company
NEMA	National Environment Management Authority
NGO	Non-Governmental Organization
NRW	Non-revenue Water
ODF	Open Defecation Free
ODK	Open Data Kit
ORT	Oral Rehydration Therapy
PHO	Public Health Officer

PMP	Performance Monitoring Plan
PPcP	Public-Private-Community Partnership
RCMRD	Regional Centre for Mapping of Resources for Development
RFPs	Request for Proposals
S&R	Summary and Recommendations Report
SBCC	Social and Behavior Change Communication
SCMP	Sub-catchment Management Plans
SEI	Stockholm Environment Institute
SIBOWASCO	Siaya Bondo Water and Sewerage Company
SMEs	Small and medium-sized enterprises
SNV	Netherlands Development Organization
SOW	Statement of Work
SPA	Service Provider Agreement
SPCB	Service Provider Capacity Building
SRF	Sewer Revolving Fund
TA	Technical Assistance
TAMIS	Technical and Administrative Management Information System
ToR	Terms of Reference
USAID	United States Agency for International Development
USD	United States Dollar
USG	United States Government
USTWG	Urban Sanitation Technical Working Group
WASH	Water, Sanitation and Hygiene
WASREB	Water Services Regulatory Board
WIN	Water Integrity Network
WOWASCO	Wote Water and Sewerage Company
WRA	Water Resources Authority
WRMD	Water Resources Management Department
WRUA	Water Resource Users Association
WSP	Water Service Provider
WSTF	Water Services Trust Fund

I. KIWASH EXECUTIVE SUMMARY

The Kenya Integrated Water, Sanitation and Hygiene project (KIWASH) works to improve lives and health of 1 million Kenyan citizens in nine counties through the development and management of sustainable water, sanitation, hygiene and nutrition services. This is the ninth quarterly report of the project covering the period from April to June 2018.

Qualitative Impact

Increased investments for WASH access

With just over one year after KIWASH training, the Cooperative Bank has distinguished itself as the most active bank in water sector financing in Kenya. The bank has reviewed more than KES 1.6 billion ($16 million) in financing proposals from eight WSPs from different counties in Eldoret, Embu, Kisumu, Malindi, Mathira, Murang'a, Naivasha and Nyeri.

During the quarter, the bank also signed a DCA guarantee with USAID Kenya for lending to the water, agriculture and energy sectors. The DCA guarantee terms include a maximum cumulative disbursement of US $9 million, a guarantee coverage of 50 percent of the outstanding principal of defaulted qualifying loans to borrowers and seven years guarantee with an expiration date of September 29, 2023.

US $1.2 million financing for Kakamega Water and Sewerage Company (KACWASCO)

KIWASH and KACWASCO finalized a commercial financing proposal to seek KES 120 million ($1,200,000) towards a water connection project in Mumias town. So far, the county government has sent in KES 23 million ($230,000) as part of the KES 24 million ($240,000) equity contribution required by banks. Once complete, the project will connect 6,000 new households with piped water while other households will benefit from access to water through five water kiosks. A market demand assessment to determine the demand for water services found that 96.1 percent of the population in Mumias were willing to pay for a connection.

Coaching and mentoring support for improved and expanded WASH services

KIWASH further intensified coaching and mentoring support for phase one WASH enterprises in order to strengthen their structures for improved and expanded services. Overall, the WASH enterprises continue to record notable progress in a number of performance parameters, including increase in the number of customers, increase in revenue, reduction in non-revenue water, improvements in customer care focus and outreach, and registration as legal entities.

During the quarter, 242 staff and business owners of 122 WASH enterprises benefited from the second phase of training and mentoring to improve their business operations. The participants benefited from two important modules: *Introduction to Basic Financial and Business Management* and *Introduction to Basic Computer Skills.* KIWASH adjusted the training program from two to three days to improve on the quality and outcome of the workshop and as one of the lessons learned from phase one training. These interventions led to 3,679 people benefiting from access to basic water in the quarter.

WSPs adopt gender policies

The Nairobi City Water and Sewerage Company (NCWSC) and Gusii Water and Sanitation Company (GWASCO) made substantive progress in reviewing and validating gender equality mainstreaming policies. On June 4, 24 senior staff and board of management (BoM) of NCWSC validated a draft policy during a highly interactive workshop held in Nairobi. The final policy document will be presented to the BOD in August 2018 for approval. KIWASH together with the gender focal person at GWASCO reviewed the draft gender equality mainstreaming policy. In the next quarter, KIWASH together with the company's gender committee and selected staff from management will jointly review the policy and finalize it for validation.

Open defecation free celebrations for Siaya County

On April 30, the County Government of Siaya in collaboration with implementing partners, private sector actors and the community participated in the celebrations to declare the entire county as ODF. This achievement was as a result of collaborative efforts in community led total sanitation that eradicated open defecation in 2,204 villages in the county. From this number, KIWASH supported CLTS activities 150 villages and as a result, 3,017 households are now accessing basic sanitation. KIWASH is now focusing on intensive SBCC activities and sanitation marketing in the project areas.

Training of artisans to increase update of improved straining

KIWASH trained seven artisans and one masonry teacher from the Busagwa Youth Polytechnic on the construction of the SAFI latrine products and the installation of SATO pans. The participation of the youth polytechnics will promote the institutionalization of the advanced technology in latrine construction and ensure communities have access to sustained human resource through identified institutions and selected artisans. During the training, two community health extension workers (CHEWS), the sub county public health management team and the county WASH coordinator joined the participants. In subsequent meetings, KIWASH plans to introduce the artisans to the community health volunteers rolling out SBCC activities in Budalangi and Ruambwa community units to form a team to champion communities to access improved sanitation and hygiene facilities.

The intensive three-day training mainly involved practical demonstrations on the production of SAFI latrine components and the installation of SATO pans based on their affordability, durability and convenience. The SATO Pan is considered affordable, with the squat pan going for a retail price of $5 and the stool option selling at a retail price of $10.

The SAFI latrine model addresses the challenge of weak soil formation in most of the project areas. The product prevents collapsing with the use of precast concrete rings designed to withstand the soil pressures and allow liquid infiltration through the open base. The cost of SAFI latrine is also lower than other latrines of similar quality because the components, which comprise of concrete rings, a slab, support box, squat pan and concrete ring cover are easy and less costly to produce.

Training on water safety planning for 54 government departments and institutions

From July 2-5, KIWASH conducted the first in a series of workshops to train public sector stakeholders from eastern Kenya to factor in the current and potential impacts of climate change and variability into their approach to water resource planning, maintenance, and delivery of WASH services. The participants were able to reflect on opportunities for climate change mainstreaming in water resource management and WASH service provision. KIWASH will now embark on helping county governments and WSPs that will prioritize climate data use in water sector planning and resource allocation.

The training was conducted using the water security training modules developed by KIWASH in 2017. The modules were designed for training of policy-level practitioners and policymakers, and another for community users such as WRUAs and CBOs.

During the quarter, 21,360 new beneficiaries gained access to basic drinking water supplied by WASH enterprises supported under KIWASH's capacity development program. Overall, WASH enterprises have made notable progress in a number of performance parameters, including increases in the number of customers, increases in revenue, improvements in customer care and outreach, and registration as legal entities. KIWASH also selected an additional 116 enterprises for Phase II capacity development, bringing the total number of enterprises under KIWASH support to 223.

Support selected WASH sector policy reforms

In Makueni County, the first draft of the water policy was finalized and validated by the technocrats from the county government. Following this validation, the draft will be presented to the cabinet and the county assembly.

In addition, two water service providers launched five-year strategic plans, which were developed through KIWASH technical assistance. Mwingi Water and Sanitation Company (KIMWASCO) plans to focus on improving water supply coverage from 18 percent to 50 percent and sewerage

connections from zero to 1,200, while Gusii Water and Sanitation Company (GWASCO) will focus on increasing water coverage from 37 percent to 70 percent and sanitation coverage from 10 percent to 50 percent. The strategic plans set specific targets and strategies to improve overall performance leading to the improved likelihood of qualifying for commercial financing for expansion.

Quantitative Impact

Quantitative achievements during the quarter include:

- 21,959 people gained basic access to drinking water.
- 283 villages triggered and initiated follow up to support achievement of ODF status. As a result, 28 villages were verified as ODF with a monitoring plan in place and 8,780 people accessed basic sanitation.
- 60 villages certified as Open Defecation Free
- Eight artisans trained on construction of low cost, affordable sanitation options to promote access to sustainable improved sanitation and hygiene. The options included construction of the SAFI latrine to address the challenges on weak soil formation and installation of Sato pans on existing latrines.
- 20,300 people in 3,539 households reached with behavior change messages aimed at encouraging good hygiene practices such as handwashing at critical times, proper fecal disposal, and safe water storage, among other issues.
- Four health facilities equipped with large volume (500 liter capacity) handwashing facilities to promote handwashing with soap at critical times for patients and staff at the health facilities
- 338 CHV, CHEWS and public health officers (PHO) were sensitized on appropriate low cost sanitation products which included SAFI toilets and SATO pans as part of the sanitation marketing activities
- 255 CHVs, CHEWS and sub county health trained on Education through Listening (ETL), a methodology used for effective implementation of behavior change messaging at household and community level.

KIWASH PERFORMANCE INDICATORS

AMEP Performance Indicators	Results achieved through Year 2	Year 3 Annual Targets	Year 3 Q1 Actuals	Year 3 Q2 Actuals	Year 3 Q3 Actuals	Cumulative results to date
Crosscutting IND 1. (HL 8.1-1) Number of people gaining access to basic drinking water services in target counties as a result of USG assistance.	150,260	190,000	98,091	72,008	21,959	**342,318**
Cross-cutting IND 2 (HL 8.2-2) Number of people gaining access to a basic sanitation service in target countries as a result of USG assistance.	21,285	79,765	2,780	12,525	8,780	**45,370**
Cross-Cutting IND 3 (HL 8.2-1) Number of communities verified as ODF with a monitoring plan with USG assistance.	229	70	4	153	28	**414**
Cross-Cutting IND 4 (HL 8.1.3) Number of people with improved service quality from an existing/safely managed drinking water service through USG assistance.	11,410	85,000	6,000	23,606	0	**41,016**
Custom Output IND 6.1 Number of service provider staff trained for improved service provision.	966	100	98	308	116	**1,488**
Custom Output IND 6.2 Number of sector stakeholders receiving TA for improved monitoring & evaluation, reporting, and accountability	216	70	0	0	0	**216**
Output IND 2.1 (EG 4.2-1) Number of clients benefiting from financial services provided through USG-assisted financial intermediaries, including non-financial institutions or actors.	3	9	0	0	5	**8**
Custom Output IND 2.2 Value of new sector funding mobilized to expand the services or increase the efficiency of water service providers	$5,375,921	$16,000,000	$0	$0	$9,456,311	**$14,832,232**

Constraints and Opportunities

Challenge/opportunity	Actions taken or recommendations to address the challenges
Long rains characterized by flooding experienced during the quarter in most implementation areas caused water logging and collapse of latrines in some of the areas of implementation like Nyando in Kisumu County and Nyatike in Migori County where the soil structure and formation is weak.	KIWASH sensitized CHVS, CLTS committees and PHOs on appropriate and low cost SAFI and SATO sanitation products to encourage adoption of products that will not only reduce collapsing of latrines but also facilitate improved sanitation facilities. KIWASH has embarked on training artisans on construction and installation of the low cost sanitation products.
Declaration of Siaya County as ODF created opportunities for sanitation marketing lessons to be learned and duplicated across other counties through the involvement and participation of sanitation private sector actors and financial institutions.	The project formalized links with LIXIL Company, CIL Africa and Luhano Sacco in Siaya County to support improved access to sanitation and hygiene in the other target counties.
Shortage of public health staff slackens progress in some counties.	KIWASH is building the capacity of additional PHOs that have been engaged by county governments on a voluntary basis to support sanitation and hygiene in the counties.
New county governments irregularly sacking and replacing water service providers (WSPs) BoD and CMT. Kisumu County for example has changed the MD and most of the BoD members; Kitui County has also been struggling to recruit for new CMT positions; SIBO, BUWASCO, KIMAWASCO, NCWSC, are still lacking MDs. These changes are having a negative impact on service delivery.	KIWASH is reaching out to the county government and water company boards and emphasizing the importance of continuity, retention and consistency.
In SIBOWASCO, the board members continue to meet several times in a month and to participate in operational issues in contravention of WASREB guidelines on number of board meetings per quarter and corporate governance role of directors.	KIWASH is putting in its best to ensure the strategic plan development continues as the company management and board focus on the core objectives despite the disruptions.
High non-revenue water and huge operational and maintenance costs still remains a key issue to most WSPs.	KIWASH has pushed for a structured engagement with the county government on a sustainable approach to reduce NRW as an immediate priority. KIWASH technical assistance for SIBOWASCO, BUSWASCO and MIWASCO has led to change in management and introduced clustering aimed at improving efficiency and effectiveness in operations. KIWASH also continued to work with 13 WSPs to provide them with zonal and consumer meters to eliminate flat rate connections and help them do proper measurement of what is being produced and consumed.
Delay of release of the national water policy to enable the development of county specific policies.	Activity pushed forward to July-September 2018.

Challenge/opportunity	Actions taken or recommendations to address the challenges
The county government co-finances some activities, but budget release takes time leading to a delay in the implementation of some activities.	Re-scheduling of the activities to later dates.
Low capacity of the enterprises' owners and staff to operate water and sanitation services.	KIWASH has developed an excel-based billing and financial tracking system for WASH enterprises to strengthen their day-to-day operations and close the revenue loopholes.
Limited options for financing investments in the water and sanitation sub sectors by financial institutions.	KIWASH is in discussion with two local banks and one MFI to negotiate opportunities for financing of WASH enterprises.
Delayed handing over of the water systems developed by the county government of Migori to the management committees for some WASH enterprises affects service delivery.	KIWASH is engaging the department of water to fast track the handing over of the project to the community management committee. Using the county WASH forum to influence faster handing over of the county government initiated water projects to the WASH enterprise management committees to enhance ownership and smooth running.
Most of the WASH enterprises still lack operating licenses for running as businesses. Others lack the necessary records for their water sources such as boreholes.	Continuing the capacity development interventions and employing the parts of the Integrity Management Toolbox to take the interested WASH enterprises gradually towards achieving registration.
KIWASH is working on opportunities to establish Public-Private-Community Partnerships (PPcPs) to improve post-construction project management to enhance sustainability.	For example, KIWASH is working on a PPcP arrangement between Tharaka Women Water Project management (Community); County Government of Kitui and FundiFix (Private management firm working in Mwingi North). The idea is to work on a management contract that will enable the project to become self-reliant. The process is still in the initial stages of community sensitization.

Subsequent Quarter's Work Plan

From June to August 2018, KIWASH will undertake the following activities as per the Year 3 Work Plan:

Task 1.1: Provide business development services for WASH services and products

- Conduct classroom training for 122 WASH enterprises under Phase II of KIWASH incubation on the remaining set of training.
- Conduct customized on-the-job coaching and mentoring for the 229 WASH enterprises to improve their operations and service delivery.
- Propose WASH enterprises for consideration to benefit from both direct infrastructure support and recoverable grants from KIWASH.
- Launch and coach 229 WASH enterprises on new Microsoft Excel-based billing and basic accounting system.

- Support proposed WASH enterprises to develop concept notes and proposals to access direct investment and recoverable grants from KIWASH based on the available opportunities.
- Continue engaging in discussions with potential financing institutions to explore opportunities for financing of WASH enterprises.
- Facilitate development and nurturing of PPcP contracts between WASH enterprises and other private sector actors.

Task 1.2: Scale up CLTS activities in 1500 villages

- Identify and trigger 349[1] villages to scale up community led total sanitation (CLTS) activities, prioritizing villages with low latrine coverage and assisting them to identify and develop strategies to achieve open defecation free status through appropriate sanitation and hygiene approaches.
- Conduct baseline data collection on the selected 349 villages to determine KIWASH target households on access to improved sanitation and hygiene promotion.
- Conduct follow up and verification of 349 villages in the target counties.
- Conduct one refresher training in every county/sub county for MOH staff collecting and reporting CLTS data on basic and improved sanitation indicators as part of building capacity.
- Conduct four review meetings in every county to assess progress on CLTS/sanitation marketing activities to enhance learning and knowledge sharing as well as fast track progress towards ODF.
- Train 120 sanitation village committees on the post ODF community-monitoring tool.

Task 1:2:2 Support to sanitation marketing activities

- Conduct seven artisan trainings (one in each county) on the construction of appropriate sanitation facility options-targeting artisans.
- Demonstrate and construct sample improved sanitation facilities (SAFI latrine and Sato pan) in two health facilities in each of the nine target counties to facilitate and support marketing and adoption of improved sanitation products.
- Organize and hold one meeting in every county between identified hardware owners and sanitation product suppliers on the stocking of sanitation products, CHVs and the end user customers on adoption and uptake of improved sanitation products.
- Hold one meeting in every county with county public health staff to disseminate sanitation marketing survey findings, defining appropriate and suitable products for each cluster or community unit.
- Engage in discussion with potential hardware owners and artisans to explore opportunities for financing of sanitation products enterprises or projects.
- Train and mentor 160 artisans (20 from each of the eight counties) on skills for construction and installation of improved latrines (SAFI latrine and Sato pan sanitation products) to address challenges of collapsing latrines in weak soil structure zones.

Task 1.2.3: Carry out community based hygiene promotion through existing community programs.

- Design and produce training materials to reinforce WASH behavior change in target

[1] To date 931 of the 1280 villages have been triggered leaving a balance of 349

communities.

- Conduct CHV trainings across nine target counties to build capacities in delivering BCC messaging for WASH.
- Conduct community educational talks/outreaches/promotions on household sanitation and hygiene, reinforcing WASH-BCC messages in child caring practices.
- Strengthen capacity of caregivers on (Essential WASH Action) EWA messaging through existing community structures (caregiver groups, mother-to-mother support groups, community units etc.)

Task 1.2.4: Improve integration of WASH messaging through MCH services

- Equip two health centers in each of the nine target counties with oral rehydration therapy (ORT) supplies to facilitate and support delivery of BCC messaging for adoption of EWA.
- Procure and distribute 1500 WASH kits to caregivers with children below 2-years as a demonstration of integration of WASH for improved health.
- Promote integrated and coordinated programming including initiatives, policies, plans that advocate for the inclusion and delivery of WASH interventions in health projects.

Task 1.3: Introduce and promote low cost sanitation products and services

- Continue support of the rollout, adoption and scale-up of the low-cost sanitation and hygiene products and services within the community and in the local market.
- Strengthen the capacity of the identified WASH enterprises to provide low cost sanitation products and services to increase their outreach and coverage in target counties.
- Develop linkages between WASH enterprises and financial institutions as appropriate for potential expansion.

Task 1.4: Strengthen the effective monitoring and evaluation (M&E) of WASH

- Strengthen the capacity of the WASH enterprises' staff on the monthly progress tracker to collect data on various performance areas.
- Conduct a review and reflection meeting in each county for Phase I WASH enterprises to enhance learning and knowledge exchange/sharing.

Task 2.1: Assist WSPs upgrade business plans and strategic plans to improve their ability to qualify for debt or equity financing from the private sector

- Support four WSP partners develop their investment proposal to their respective counties, donor partners or commercial financiers.
- Support bank partners to develop water sector specific products.
- Support Migori County to finalize their rapid results initiative and provide technical support on clustering incase the county decides to proceed with it.
- Support four WSPs launch their strategic plans

Task 5.1: Expand source water quality protection

- Rehabilitation of degraded sections of three identified riparian sections of KIWASH/WRUA-prioritized water sources in Makueni County.
- Facilitation of updating and development of Lower Tyaa sub-catchment management plan.

- Induct three additional WRUAs in catchments supporting KIWASH-developed water projects in Makueni County.

Task 5.2: Integrate fecal sludge management with sanitation services

- Support county sanitation planning and investments that integrate plans and budgets for fecal sludge management and the sanitation value chain approach for WASH enterprises.

Task 5.3: Expand source water quality protection

- Rehabilitation of degraded sections of five identified riparian sections of KIWASH/WRUA-prioritized drinking water sources.
- Facilitation of updating and development of sub-catchment management plans for three WRUAs in sub-catchments critical to WSP intake points.
- Completion of the five tree nurseries as scheduled.
- Conduct 40 WRUA-level environmental sensitization meetings.

Task 5.3: Increase climate change resiliency in drinking water source planning, development and design of systems/services

- Support selected institutions in realizing their priority climate resilience capacity gaps.
- Complete climate resilience capacity-building activities with three WRUAs.

Task 6.1: Train service providers' staff for improved service provision

- Train 60 WSP staff on good customer care service, outreach, assessment and the meeting demands for WASH services.
- Train 35 county government officials, WASH service providers and civil society organization (CSO) staff on best practices and experiences on budgeting and planning processes in the county.
- Train 60 WSP staff and county government officials on effective M&E and reporting on WASH related activities.
- Train 25 WSP staff and county government water department staff on NRWM and improved consumer engagement.

Task 6.2: Technical assistance offered to sector stakeholders for improved monitoring, evaluation, reporting, and accountability

- Train 25 institutional partners on effective M&E and reporting on WASH related activities.
- Train 30 WASH actors and institutional partners on best practices and experiences on budgeting and planning processes.
- Conduct one meeting to increase institutional partners' effective participation in WASH other events in order to disseminate information, share best practices, and coordinate activities in each of the nine counties.
- Conduct three exchange and learning visit for the WSPs aimed at promoting good governance and enhanced coordination and service delivery.

Task 7.1: Policies, laws, or investment agreements (public or private) implemented that promote access to improved water supply and sanitation

- Conduct five workshops to contribute to the national government's development of a new national water and sanitation policy.

- Hold one workshop per county to sensitize the county and WSPs staff on the implication of the National Water Act 2016 and the new counties' WASH policies and associated legislation.
- Customize county specific Water, Environmental Sanitation and Hygiene policy in at least five counties.

Task 7.2 Support selected WASH sector policy reforms

- Conduct one workshop per county to customize county specific Water, Environmental Sanitation and Hygiene bill in at least five counties.
- Develop and disseminate popular versions of water and Environmental, Sanitation and Hygiene (ESH) in two counties.
- Develop and implement Nairobi County Sanitation Revolving Fund Policy and associated guidelines.
- Conduct one workshop per county to customize the County Environmental Health and Sanitation Policy based on the prototype launched by the MOH.

Task 7.3: Support USAID program learning

- Document and share lessons learnt and practices from each of the counties.
- Develop case studies and success stories for knowledge sharing and dissemination.
- Participate in quarterly county WASH forums for reporting KIWASH implementation progress including WASH enterprises.

Task 8.0: Implement infrastructure projects

- Monitor the performance of completed projects during the defects liability period.
- Supervise, manage and monitor the implementation of ongoing and soon-to-be started water infrastructure projects.
- Carry out final designs and prepare tender documents with the assistance of consulting firms on the following WASH enterprise projects, which have been recommended for implementation on recoverable grants.
    i. Mumbuni Katalwa WASH enterprise project – Kitui County
    ii. Swaa Mukuyuni WASH enterprise project– Makueni County
    iii. Sirembe WASH enterprise project– Siaya County
    iv. Katwekera Tosha WASH enterprise project– Nairobi County
- Carry out final designs and prepare tender documents with assistance of consulting firms on Akala Water Supply Project in Siaya County (WASH Enterprise – Direct Grants) which has been recommended for implementation.
- Commence construction works on the following WASH enterprises through recoverable and direct Grants water projects:
    i. Geoseismic WASH enterprise project – Nairobi County
    ii. Soweto Highrise WASH enterprise project – Nairobi County

II. KEY ACHIEVEMENTS (QUALITATIVE IMPACT)

ACCESS TO WATER

KIWASH supports at least 200 WASH enterprises strengthen their business operations in order to improve and expand WASH services. Through a systematic approach, the project works with the owners, management and staff of enterprises on their business models, financial plans and their technical and administrative capacity to provide quality services and products.

In the quarter, 122 WASH enterprises benefited from the second phase of an incubation process to improve their business operations. These, together with an initial batch of 107 gives a total number of 229 WASH enterprises under incubation by KIWASH across the nine project counties. These interventions have led to 3,679 people benefiting from access to basic water in the quarter.

Gap analysis for phase II WASH enterprises

KIWASH conducted a gap analysis for an additional four WASH enterprises in Kitui, Makueni, Migori and Siaya counties (one from each county). The analysis identified specific areas for KIWASH support that led to the development of capacity building modules and implementation plans specific for each WASH enterprise. The analysis also recorded baseline data to track progress on improved water, sanitation and hygiene services. The four WASH enterprises brought the total number of WASH enterprises that have undergone the assessment to 124. However, the number came down to 122 after Pi Engima Women Association in Siaya County and Kitaingo Borehole SHG in Makueni County showed lack of commitment.

Capacity development implementation plans

The enterprise-specific capacity development and implementation plans included classroom training as well as coaching and mentoring support. The plans also defined the investment needs to enable the enterprises improve and expand their services in line with their set objectives. KIWASH will continue supporting all the 122 WASH enterprises refine and implement plans in order to focus on the goal of improved and expanded services.

Basic training for phase II WASH enterprises

In the quarter, KIWASH conducted the second round of training workshops for phase two WASH enterprises in all the nine project counties. The participants benefited from two important modules: *Introduction to Basic Financial and Business Management* and *Introduction to Basic Computer Skills.* These aimed at equipping the owners, management and staff of the WASH enterprises with knowledge and skills in order to improve their businesses and expand their services. KIWASH adjusted the training programme from two to three days to improve on the quality and outcome of the workshop and as one of the lessons learnt from phase one training. Two hundred and forty two participants (69 women and 173 men) from 122 WASH enterprises benefitted from the training including 82 (53 male and 29 female) first time participants.

Basic training for phase II WASH enterprises

County	Training dates (2018)	WASH enterprises	Number of participants			# of first-time participants		
			Male	Female	Total	Male	Female	Total
Nairobi	May 2- 4	17	23	11	34	10	4	14
Nyamira	May 2-4	12	17	7	24	2	0	2
Busia	May 8-10	10	12	8	20	4	5	9
Kitui	May 8-10	13	15	12	27	3	3	6
Kakamega	May 15-17	12	19	5	24	9	2	11
Makueni	May 15-17	10	16	2	18	8	2	10
Siaya	May 22-24	17	26	8	34	5	5	10
Migori	May 29-31	14	21	6	27	2	1	3
Kisumu	June 5-7	17	24	10	34	10	7	17
GRAND TOTAL		**122**	**173**	**69**	**242**	**53**	**29**	**82**

The training improved participants' knowledge and skills in business and financial management processes for better work place performance and expanded services for their customers. This was evidenced by a summary of the pre- and post-test scores for the "*Introduction to Basic Computer Skills"* and *"Introduction to Basic Financial and Business Management"* modules, which were delivered during this set of trainings as presented in Figure 1 below.

Figure 1: Average scores for pre- and post-test assessment on the training modules

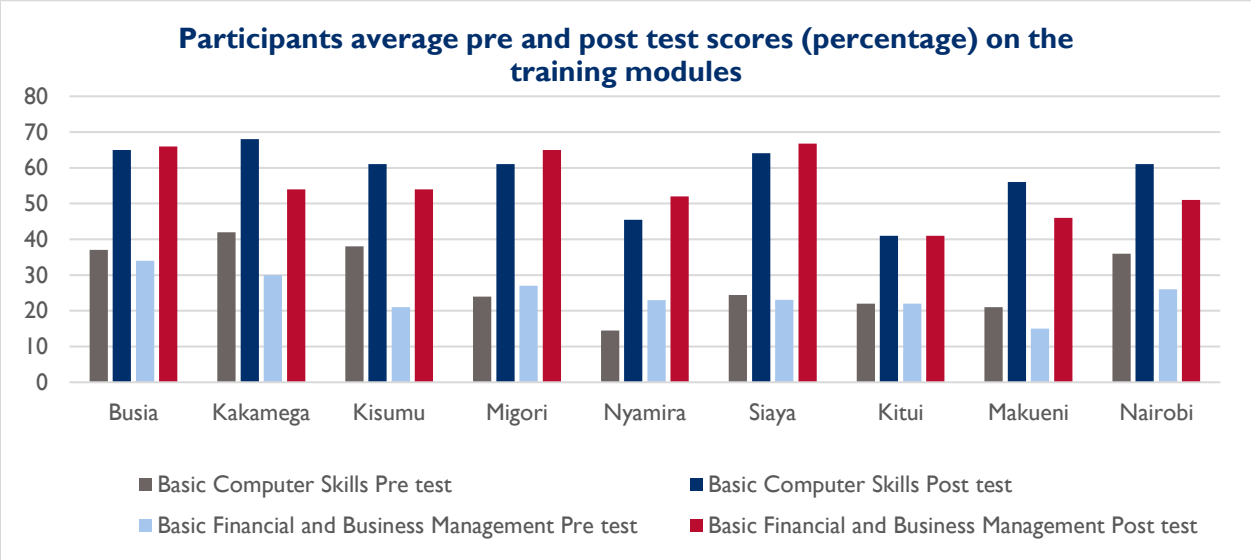

Marketing plans

As part of the on-the-job coaching, KIWASH provided technical assistance to the phase II WASH enterprises to develop enterprise-specific marketing plans. These plans will help the enterprises understand and internalize their business and operating environment and inform their outreach and market penetration strategies for expansion. In the quarter, KIWASH reviewed and finalized marketing plans for 122 target enterprises.

Business plans

From the marketing plans, KIWASH coached and mentored all WASH enterprises in the second phase incubation process to develop business plans for the next three years to provide a basis for resource mobilization. Guided by the lessons learnt from the second round of workshops, the business plans captured specific goals and the strategies to achieve them.

Coaching and mentoring support

KIWASH continued coaching and mentoring 229 WASH enterprises under phase I and II in order to nurture them to improve their business practices and operations. In the quarter, KIWASH gave particular focus to 122 enterprises under phase two through follow up visits on service improvements and outreach, refinement of the marketing plans, monitoring performance, and registration as legal entities, book keeping and drafting of business plans. These focused coaching sessions helped the enterprises raise their level of consciousness towards a business orientation in all their undertakings. They have also helped them internalize the acquired knowledge and skills and put them into action for improvements and customer satisfaction as a way of guaranteeing sustainability.

KIWASH further intensified coaching and mentoring support for phase one WASH enterprises in order to strengthen their structures for improved and expanded services. As a result, most enterprises have made deliberate efforts to improve their general business practices and refine their business plans. Overall, the WASH enterprises continue to record notable progress in a number of performance parameters including increase in the number of customers, increase in revenue, reduction in non-revenue water, improvements in customer care focus and outreach and registration

as legal entities. As an example, Figure 2 below illustrates the progress made towards reduction of non-revenue water in three WASH enterprises in Kisumu:

Figure 2: Progress on non-revenue water reduction in three WASH enterprises in Kisumu County

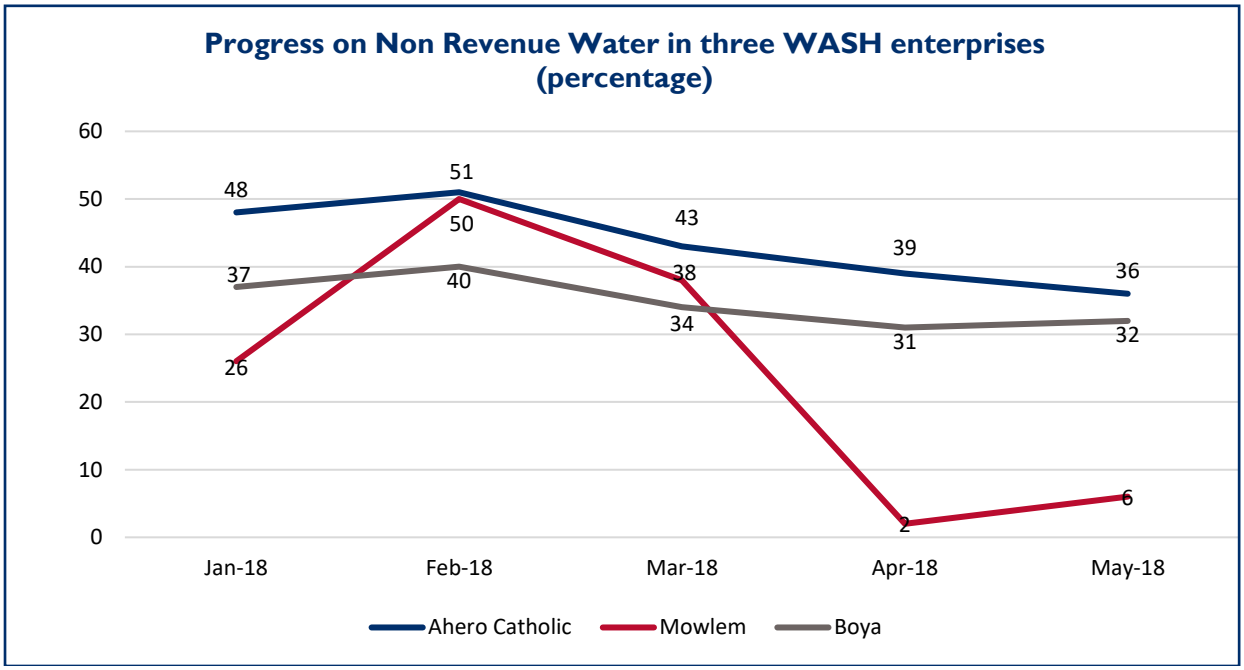

Although Ahero and Boya water enterprises are yet to achieve the desired sector benchmark, they have made significant progress in reducing their non-revenue water with support from KIWASH. Taken together, WASH enterprises under incubation enabled 3,679 new beneficiaries gain basic access to drinking water. The number of new beneficiaries is less compared to the previous quarter because the number of beneficiaries for this reporting period is specifically attributable to the ongoing coaching and mentoring efforts. Figure 3 illustrates the progress made by the enterprises by county.

Figure 3: Number of new beneficiaries with access to basic water as a result of technical assistance and direct investments by KIWASH

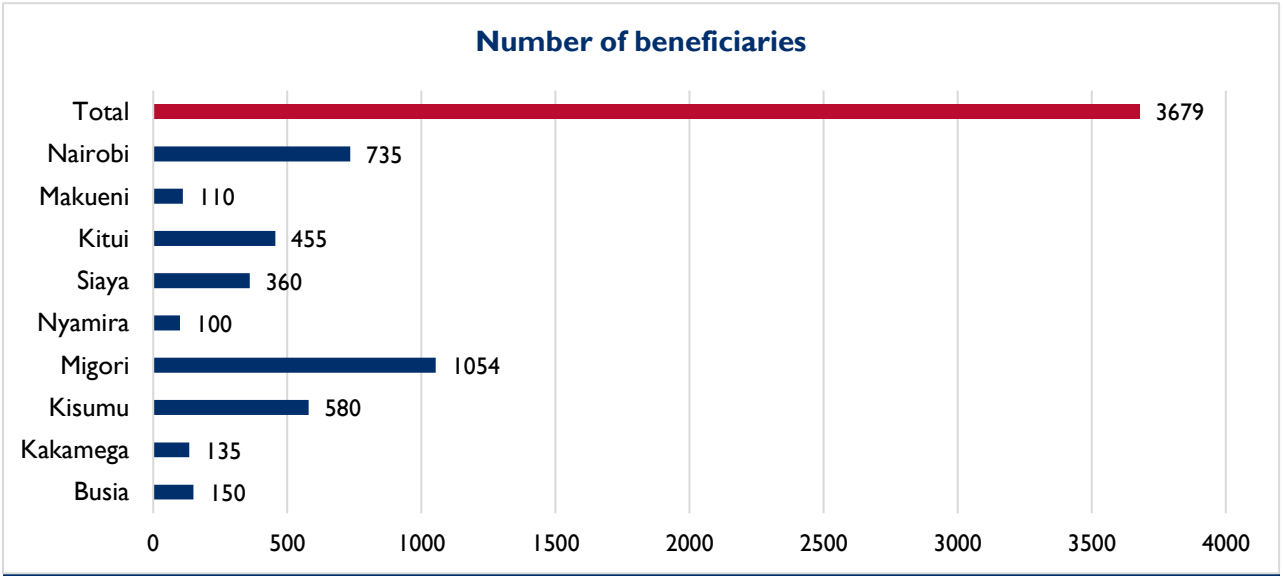

Support to infrastructure development

To complement the capacity development, KIWASH provides infrastructure support to WASH enterprises and utilities. This in turn helps to increase their ability to reach more beneficiaries with

basic clean drinking water services. During the reporting period, the WASH enterprises achieved the following with support from KIWASH.

Water metering grant

KIWASH supported 22 WASH enterprises in seven counties (Kakamega, Kisumu, Kitui, Makueni, Migori, Nyamira and Siaya) apply for an APS metering grant. With this grant, WASH enterprises procure high quality water meters and pay back within one year at zero interest rate. The grant also covers staff training to install and maintain the meters and is expected to boost the revenue base of the WASH enterprises by reducing non-revenue water, enhancing accountability and strengthening business operations. Seven WASH enterprises in Kisumu County, six in Migori County and four in Siaya County applied for the grant. Further, in Kitui County four enterprises applied for the grant in addition to one enterprise in each of Kakamega, Makueni and Nyamira counties.

Water infrastructure

During the quarter, 13 WASH enterprises in Kisumu, Kitui, Makueni, Nairobi and Siaya counties benefited from planned rehabilitation and extension works through KIWASH support in direct investments and recoverable grants. The enterprises included four each in Kisumu and Nairobi counties, two each in Kitui and Makueni counties and one in Siaya County. At the same time, contractors concluded the electro-mechanical works at the Boya Water project in Kisumu County and Khwisero North Water Project in Kakamega County through the installation of a grid-tied solar pumping system. The enterprises are already reporting improved and reliable water supply to the target beneficiaries.

Public Private Community Partnership (PPcP)

In Kitui County, KIWASH initiated a Public Private Community Partnership (PPcP) between the County Government of Kitui, the Tharaka Women Water Project and FundiFix. The three will work on a management contract where FundiFix will provide routine repair and maintenance services to Tharaka Women Water Project to ensure efficient and sustainable water service for the community. The project will also introduce smart monitoring devices to support rapid repair services and sector monitoring, regulation and resource management.

Local banks and microfinance

In April, KIWASH held follow-up discussions with local banks and microfinance institutions (MFIs) on financing WASH enterprises as part of the discussion to finance the larger water service providers. The discussion particularly encouraged the institutions to develop appropriate products for the smaller and less formal WASH enterprises.

Specifically, KIWASH held discussions with two banks (ABC Bank, Family Bank) and one MFI (ECLOF Kenya). With the banks, KIWASH is in the process of developing suitable products for WASH enterprise financing while ECLOF Kenya is in the process of finalizing and signing an MOU with KIWASH to roll out their WASH product in the project counties.

ACCESS TO FINANCING/CREDIT FOR WASH

KIWASH continued to provide technical assistance to 13 water service providers (WSPs) to enhance their ability to access financing to expand and improve WASH services. The technical assistance focused on improving corporate governance, integrating gender equality mainstreaming and improving customer care services. It also included the development of WSP strategic plans as well as identifying and developing investment proposals for potential funding.

WSP partners

Western Counties	Eastern Counties
1. **Busia** Water and Sewerage Company (BUWASCO)	8. **Kibwezi-Makindu** Water and Sewerage Company (KIMAWASCO)
2. **Gulf and Nyanas** Water and Sewerage Companies (Kisumu County)	9. **Kitui** Water and Sewerage Company (KITWASCO)
3. **Gussi** Water and Sewerage Company (GWASCO)- Nyamira County	10. **Nairobi** City Water and Sewerage Company (NCWSC)
4. **Kakamega** Water and Sewerage Company (KACWASCO)	11. **Wote** Water and Sewerage Company (WOWASCO)
5. **Kisumu** Water and Sewerage Company (KIWASCO)	12. **Kiambere-Mwingi** Water and Sanitation Company (KIMWASCO)
6. **Migori** County Water and Sewerage Company (MIWASCO)	13. **Mbooni** Water and Sanitation Company (MBONWASCO)
7. **Siaya-Bondo** Water and Sewerage Company (SIBOWASCO)	

Upgrading business plans and strategic plans to improve financing or credit

Adoption and launch of strategic plans

To date, KIWASH has supported 13 WSPs develop strategic and business plans. In the quarter, three WSPs either ratified and adopted or launched their strategic plans bringing the total number of WSPs implementing their strategic plans to nine.

- **Gusii Water and Sanitation Company (GWASCO):** GWASCO officially launched its strategic plan (2017-2022) on June 28 in a forum graced by the Nyamira County Executive Committee Members (CECM) for water, environment, energy, mining and natural resources. During the launch, the acting MD highlighted ongoing projects that targeted to improve access to water for the community. For example in Kisii County, a 3,000m^3/day water project funded by the African Development Bank (AfDB) is expected to provide adequate water for the residents of Keroka town for the next ten years.
- **Mbooni Water and Sanitation Company (MBONWASCO):** MBONWASCO launched its strategic plan on July 3. Key stakeholders from the county government, the Tanathi Water Services Board (TAWSB), WSPs and water consumers from Makueni County attended the launch. In his speech, the company's board chairperson, Rev. Benson Nguli emphasized the importance of continued collaboration among partners. Further, he pointed out the urgent need to construct water treatment facilities at Mukundi and Mulima water supply projects to improve the quality of water for the community.
- **Siaya Bondo Water and Sanitation Company (SIBOWASCO):** To review and finalize the draft strategic plan, KIWASH held a meeting with 25 staff from SIBOWASCO including

the management, scheme managers and other selected staff. The company's board of directors ratified and adopted the revised strategic plan.

Strategic planning

In the quarter, KIWASH supported KIMAWASCO and WOWASCO carry out an annual review of their strategic plans including their 2018/19 work plans and budget projections.

- **Kibwezi-Makindu Water and Sewerage Company (KIMAWASCO)**: During the annual review of its strategic plan, KIMAWASCO identified specific gaps for KIWASH support. These included developing a non-revenue water (NRW) strategy, instituting a customer satisfaction measurement and feedback system and developing a communication policy and a business plan. The review further highlighted KIMAWASCO's challenge to recruit human resources (HR) personnel owing to financial constraints. This has led a job strain, as the MD has had to take up most HR tasks and necessitates the recruitment and strengthening of the HR personnel within the company.
- **Mbooni Water and Sanitation Company (MBONWASCO):** To advance its strategic implementation, the company identified priority projects with support from KIWASH and submitted budget projects to Makueni county offices for funding consideration.

Improving operations and financial performance

In the quarter, KIWASH continued to provide tailored technical assistance to WSPs in corporate governance, gender equality mainstreaming and customer care training.

Corporate governance

KIWASH's periodic training and re-orientation of the WSP board directors improves their knowledge and expertise on good corporate governance. In addition, the BoD acquires skills to manage corporate challenges including unclear or overlapping roles, non-commitment and lack of objectivity from the BoD.

Apart from the Busia Water and Sewerage Company (BUWASCO) who await to institute a new BoD and CMT, all other WSPs have benefited from the corporate governance training. Further, a number of counties have put in a request to KIWASH to offer repeat trainings following changes in the BoD after the country's general elections in 2017.

- **Migori County Water and Sewerage Company (MIWASCO):** Since October 2017, MIWASCO has not provided water to its clients owing to adverse challenges from salary arrears of at least KES 4.8 million ($48,000) and accruing at a rate of $6,000 per month together with an outstanding electricity bill of KES 9 million ($90,000). In May 2018, the county government offset the company's electricity bill but employees have since gone on strike. With a request from the county government, KIWASH is working with the company's BoD, a new MD since June 2018 and the county government to bring back company operations through four critical stages.

    i. Stage I: MIWASCO will resolve the staff strike, develop a staff restructure and set out activities and targets for a rapid results initiative (RRI) with key stakeholders. Further, the company will conduct community outreach and education to obtain public support for the company's vision and the RRI.

    ii. Stage II: The company will take 100 days to restore water services in Migori town following a directive by the Ministry of Water and Sanitation in May 2018 through a rapid result initiative (RRI). The RRI aims at increasing the number of people connected to safe piped water from 60 percent to 80 percent countywide by 2022.

MIWASCO's rapid results initiative goal

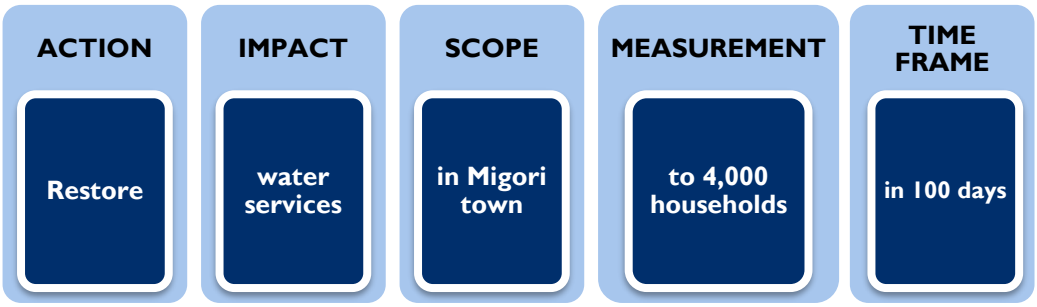

iii. Stage III: MIWASCO will develop a strategic plan and budget to guide activities and targets for the year 2018/19.

iv. Stage IV: The company will develop and implement a five-year strategic plan.

- **Gusii Water and Sanitation Company (GWASCO):** GWASCO faces significant challenges within its BoD and management. To begin with, the BoD is not fully constituted yet the few board members in office defend their composition as operational for the organization. Further, they are allegedly corrupt, have violated conflict of interest rules in procurement and human resource and are influenced by political parties. Corruption remains a key concern at the management level. For example, fraudulent staff allegedly manipulated the company's newly installed billing software and customer complaint system, *majiSOFT,* to defraud the company. The water company needs an overhaul of its BoD and CMT.

Gender equality mainstreaming training

To date, 12 WSPs have benefitted from KIWASH training and support in gender equality mainstreaming and as a result, the Nairobi City Water and Sewerage Company (NCWSC) and GWASCO have developed and implemented gender policies.

- **Nairobi City Water and Sewerage Company (NCWSC):** From June 6 to 8, KIWASH trained 26 participants (11 women and 15 men) from the staff of NCWSC to equip them with knowledge and skills on mainstreaming gender equality in gender analysis, the project cycle among others. The training incorporated a highly interactive approach including group discussions, presentations, case studies as well as problem solving and quiz sessions. It led to an action plan that will guide participants into institutionalizing gender equality mainstreaming.

Gender Policies

- **NCWSC:** The company's gender equality mainstreaming policy was validated on June 4 in a workshop attended by 20 participants (11 women and 9 men) from the staff and four from the board of management (BoM) of NCWSC. The final policy document will be presented to the BoM in August 2018 for approval.

- **GWASCO:** KIWASH alongside the gender focal person at GWASCO reviewed the draft gender equality mainstreaming policy. In the next quarter, KIWASH together with the company's gender committee and selected staff from management will jointly review the policy and finalize it for validation.

Customer satisfaction survey

In the quarter, KIWASH supported the Kisumu Water and Sanitation Company (KIWASCO) undertake a customer satisfaction survey within its service area to help improve the company's customer care services. The survey conducted with 1,724 respondents had the following key findings that will inform KIWASH customer care training for KIWASCO staff:-

i. 95.9 percent of the respondents knew of the existence of a water service provider in their locality, 3.1 percent did not know while 1 percent was not sure.

ii. 77.5 percent of the respondents connected to KIWASCO indicated that their water supply was reliable while 22.5% felt that the water supply was not reliable.

iii. 94.4 percent of the respondents were receiving timely bills and a majority of the respondents (82.6 percent) preferred to receive bills through the mobile phone message service (SMS).

iv. Over 70 percent of the respondents felt that the KIWASCO customer care staff were friendly and had a good relationship with customers. In addition, they were easy to identify, they kept their promises and offered timely services.

v. 41 percent of the respondents indicated that their complaints had not been addressed while 59 percent indicated that their complaints had been addressed. At the same time, 47.5 percent of the respondents indicated that their complaints were addressed in under a week, 29.1 percent indicated that their complaints were addressed in a week, 88.8 percent indicated two weeks, 5.3 percent indicated three weeks while 9.4 percent indicated that it had taken the water company a month to address their complaints.

Investment strategies to expand coverage

Commercial financing

- **Kakamega Water and Sewerage Company (KACWASCO):** On May 30, KIWASH and KACWASCO finalized a commercial financing proposal to seek KES 120 million ($1.2 million) towards a water connection project in Mumias town. So far, the county government has sent in KES 23 million ($230,000) as part of the KES 24 million ($240,000) equity contribution required by banks. The MD will present the proposal to the finance sub-committee of the BoD and once approved, the proposal will be submitted to the bank for consideration. Once complete, the project will connect 6,000 new households with piped water while other households will benefit from access to water through five water kiosks. In connection to the proposed project, KIWASH carried out a demand assessment in the target project areas of Matawa, Ekero, Lureko and Matungu to determine the demand for water services. The survey collected from 624 respondents was analyzed with the following findings:-

    i. 85.5 percent of the respondents were willing to have a water connection and were able to pay for it.

    ii. The ability of the respondents to pay for a water connection was at 96.1 percent. From this, 43.2 percent of the respondents were able to pay immediately while 52.2 percent requested for more time.

- Residents in the target areas faced huge challenges from the inability of the WSP to expand its water supply infrastructure to cater for the growing demand from the residential and business units. To provide adequate water services, KACWASCO must expand its infrastructure, enhance efficiency and reduce NRW. KACWASCO must also meet its main drivers for demand including supplying quality water in a reliable manner and at reasonable costs.

Alternative financing sources for WSPs

KIWASH is supporting five WSPs in Kitui and Makueni counties (KIMAWASCO, KITWASCO, WOWASCO, KIMWASCO and MBONWASCO) seek funding from their county governments, development partners or other potential investors. These WSPs do not qualify for commercial financing owing to operational challenges such as high non-revenue water and irregular cash flow therefore seek alternative sources of funding. For example, the water sector trust fund (WSTF) will launch a KES 600 million ($6 million) water and sanitation program for specific counties, including Kitui in a co-funding approach. Once obtained, the WSPs in Kitui County will benefit from the funding. So far, the utilities have developed and presented comprehensive investment strategies to potential funders to improve and expand water coverage.

County investments in WASH

- **Kitui Water and Sewerage Company (KITWASCO):** KIWASH plans to support KITWASCO prepare an investment information package in order to engage the county government and potential investors more effectively. This support will be in two stages including information packaging and county engagement.

    i. The investment information package will cover the following areas: i) The vision, strategy and priority investments ii) The service area iii) The priority WSP work areas iv) Financial planning v) Regulatory compliance and good governance.

    ii. Effective county engagement will include: i) Preparation of a presentation targeting key county officials ii) Leveraging on exploring possible partnerships for service expansion iii) soliciting funding or co-funding through a coordinated donor approach iv) Practicing good governance, compliance and oversight.

- **GWASCO:** In Nyamira County, some water schemes are experiencing NRW as high as 60 percent. KIWASH is supporting GWASCO to develop a financial proposal for the county government of Nyamira in NRW management. The proposal covers technical and commercial aspects including mapping of customer connections, replacement of current distribution system, metering and isolation of DMAs.

- **KIMAWASCO, MBONWASCO and WOWASCO:** In Makueni County, KIWASH supported the WSPs review the implementation of their strategic plans, prioritize projects and budget projections for 2018/19 for possible financing through the county budgets. During this time, MBONWASCO presented its first year work plan to the county government while KIMAWASCO and WOWASCO developed and presented year one and two.

USAID Development Credit Authority to mobilize financing for water utilities

In the quarter, the Cooperative Bank of Kenya signed a DCA guarantee with USAID Kenya towards lending to the water, agriculture and energy sectors. The guarantee terms include a maximum cumulative disbursement of US $9 million, a coverage of 50 percent of the outstanding principal of defaulted qualifying loans to borrowers and a seven-year period with an expiration date of September 29, 2023. The guarantee supports institutions considered high risk to access loans and helps banks to manage their risk exposure in a new market, tap into a new market with good potential returns and achieve their strategic objectives.

With just over one year into the training, Cooperative Bank has made significant inroads into the new market and has distinguished itself as the most active bank in the water sector financing in Kenya. The bank has reviewed more than KES 1.6 billion ($16 million) in financing proposals from eight WSPs in different counties in Eldoret, Embu, Kisumu, Malindi, Mathira, Murang'a, Naivasha and Nyeri.

The bank's venture into the water sector financing has come with some challenges including such as slow processing of the bank requirements by WSP partners and banks consideration of some of the WSPs as high risk either because the bank is unfamiliar with the water sector, inefficient governance structure or the WSPs are unable to provide collateral. As a result, the processes have a lot of back and forth leading to banker fatigue. Despite these challenges, the bank has disbursed a total of KES 1.44 billion ($14.41million) to support projects in various counties.

WSP applicants, loan amount and status

WSP	Loan approved ($)	Under review ($)	Notes
Eldoret	4,670,000		WSP decided not to take loan
Embu	4,500,000		In disbursement
Kisumu	1,110,000		In disbursement
Murang'a	1,300,000		In disbursement
Naivasha	890,000		In disbursement
Nyeri	1,940,000		In disbursement. KSh. 174 million for OBA project, KSh. 20 million for other
Malindi		1,000,000	
Mathira		890,000	

WSP	Loan approved ($)	Under review ($)	Notes
Total	**14,410,000**	**1,890,000**	

To address the challenges that the partner banks face, KIWASH identified the following areas for support:-

i. A refresher training targeting new and experienced staff on lending to WSPs.

ii. A review of cooperative bank's covenants and conditions to determine their feasibility for WSPs and the possibility for WSPs to use other documents more accessible in the water sector. This will address bureaucratic constraints of permits and approvals and taking into consideration sector business norms.

iii. Examine the possibility of extending the USAID guarantee to cover larger loans possibly through a request to USAID as noted in the DCA agreement.

Creating new financial products for WASH service providers and consumers

KIWASH held a meeting with the management of Family Bank to review progress on the commitments made during the training that was implemented last quarter on the bank product develop for the water sector. The draft financial product for the water sector has now been submitted to the management for review and approval.

SANITATION AND HYGIENE

In the quarter, KIWASH worked with the public health departments in the focus counties to scale up evidence-based participatory approaches and trigger the demand for improved sanitation and hygiene behaviors for improved health outcomes. KIWASH specifically supported the integration of sanitation marketing and behavior change messaging (BCC) into ongoing community led total sanitation (CLTS) activities to encourage communities take informed decisions and action to build basic and improved latrines and observe hand washing hygiene practices.

KIWASH also worked with the county ministries of health (MOHs) to achieve and sustain open defecation free (ODF) communities. KIWASH triggered 283 villages resulting in 8,780 households accessing basic sanitation. KIWASH further focused on introducing and rolling out sanitation marketing and hygiene promotion to promote behavior change in target communities. To promote ownership and sustainability, the key stakeholders including community health volunteers (CHVs), community health assistants (CHAs), public health officers (PHOs) from the county and sub-county levels, and local administration representatives jointly organized and participated in the activities.

Access to basic sanitation in Q3, FY 2018

April to June 2018					
County	**Villages triggered by CLTS to date**	**Villages triggered in Q3, FY 2018**	**Villages verified in Q3, FY 2018**	**HHs with access to basic sanitation Q3**	**Villages certified (inception to date)**
Kisumu	154	46	0	396	70
Nyamira	101	50	3	51	25
Kitui	55	Kitui preparing to be declared ODF			55
Kakamega	135	0	25	864	60
Migori	186	112	0	210	0
Siaya	150	Siaya declared ODF in April 2018			50
Makueni	150	75	0	235	28
TOTAL	**931**	**283**	**28**	**1,756**	**288**
				Total number of beneficiaries reached in the quarter 8,780	

Community Led Total Sanitation

Triggering and verification of CLTS

During the quarter, KIWASH together with CHVs, PHOs and CLTS committee members triggered and followed up with 283 villages for community-led total sanitation through door-to-door visits. During the visits, the communities were encouraged to put up sanitation and hygiene facilities and further sensitized on the importance of improved sanitation and hygiene behaviors. KIWASH and partners also assessed non-negotiable indicators in 28 villages to verify the claimed ODF status. The indicators included the presence and use of a latrine, the presence and use of a handwashing facility with soap and holding of informal interviews on improved sanitation and hygiene.

The verification process also offered an opportunity to conduct health education on water, sanitation and hygiene and to encourage the communities' adoption of improved sanitation options. The verified villages developed post ODF monitoring plans that involved continuous BCC activities through household and community forums discussing sanitation and hygiene. In addition, the community health volunteers with support from the CLTS committees conducted bi-weekly monitoring visits on the use and improvement of existing sanitation facilities.

CLTS master certification processes

In Kakamega County, KIWASH supported six master certifiers and 60 enumerators from Malava, Lugari, Likuyani and Lurambi sub counties conduct a complete assessment of 60 villages in an ODF certification exercise. During the exercise, the team assessed the presence and use of a latrine with a squat hole cover, the presence and use of a handwashing facility with soap and no sign of open defecation in each household. All the villages met the ODF requirements and as a result, KIWASH will roll out sanitation marketing within the villages in the next quarter. For a sustained ODF status, KIWASH trained CHVs will continue to sensitize the community using key sanitation and hygiene messages.

Open defecation free celebrations

On April 30, the County Government of Siaya in collaboration with implementing partners, private sector actors and the community participated in the celebrations to declare the entire county as ODF. This achievement was as a result of collaborative efforts in community led total sanitation that eradicated open defecation in 2,204 villages in the county. From this number, KIWASH supported CLTS activities in 150 villages and as a result, 3,017 households are now accessing basic sanitation. KIWASH is now focusing on intensive SBCC activities and sanitation marketing in the project areas.

Progress summary in Siaya County

SIAYA COUNTY					
Sub county	**Committed**	**Triggered**	**Claimed**	**Verified**	**Certified**
Alego Usonga	8	8	8	8	8
Bondo	70	70	70	70	70
Gem	26	26	26	26	26
Rarieda	12	12	12	12	12
Ugenya	34	34	34	34	34
Total	150	150	150	150	150

Social Behavior Change and Communication (SBCC)

Community adoption of sanitation and hygiene practices

KIWASH trained 89 CHVs and eight CHEWS on Education through Listening to sensitize community members on sanitation and hygiene through household and community forums.

Education through listening (ETL), training for CHVs and CHEWS

	Kisumu	Busia	Siaya	Kakamega	Nairobi	Total
Male	6	8	22	18	46	**105**
Female	43	16	2	33	21	**119**
Sub Total	**49**	**24**	**24**	**51**	**67**	**224**
MOH staff trained	9	4	10	8	9	**31**
Total	**58**	**28**	**34**	**59**	**76**	**255**

Household visits and community forums

In the quarter, KIWASH intensified support to communities to adopt and sustain hygiene behaviors. As a result, KIWASH reached 20,300 people with messages through household visits while 10,731 people benefited from the community forums. The community forums focused on health talks and demonstrations on good sanitation and hygiene practices including correct steps for handwashing with soap and water and the installation and use of tippy taps for hand washing at six critical times. Other key messages included the correct way to treat and store drinking water and the safe disposal of fecal waste.

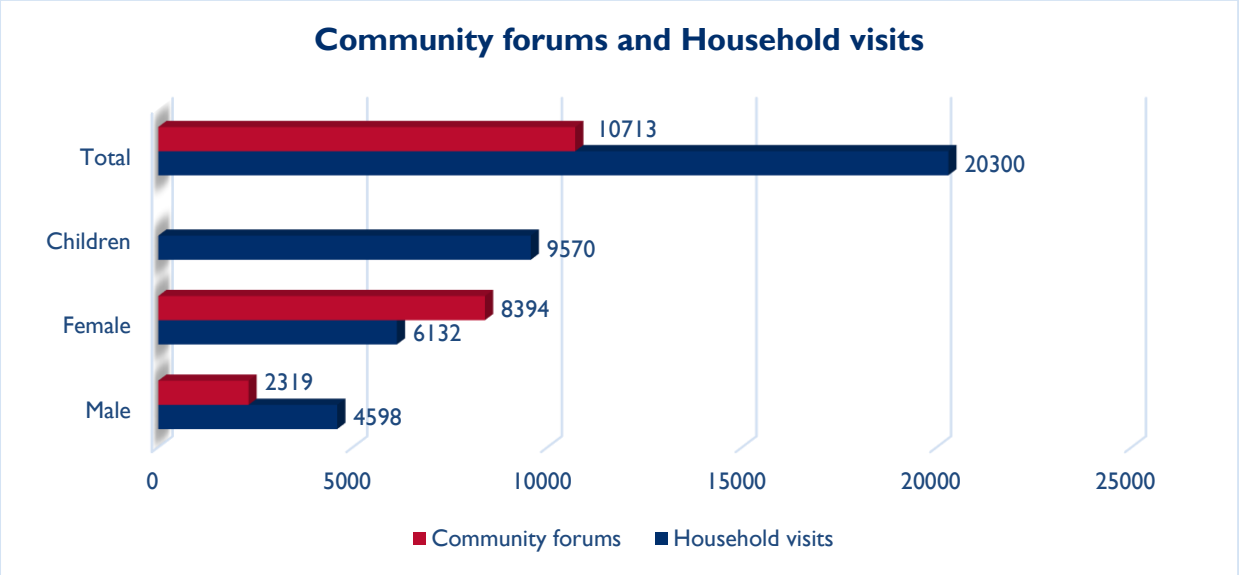

Promotion of essential WASH actions

In Busia and Kakamega counties, KIWASH supported the installation of 500-liter hand-washing facilities in five health centers including the Mukhobola health center and Port Victoria sub county hospital (Busia County) and the Matete health centre, Lugari sub-county hospital and Lumakanda health centre (Kakamega County). At the health facilities, the hand washing kits were purposefully installed next to the Maternal and Child Health (MCH) clinics to promote handwashing with soap and water during the six critical times in order to reduce the incidences of diseases spread by germs to expectant mothers and newborn children. To maximize on the use of the hand-washing facilities, KIWASH sensitized the health service providers including MCH nurses, clinical officers and public health officers on the benefits of proper hand washing with a commitment to pass the message to the patients.

Sanitation Marketing

Consumer market survey

In the quarter, KIWASH conducted a consumer market survey in Busia and Siaya counties to assess the communities' sanitation preferences and evaluate suitable approaches to enhance demand,

availability and accessibility of the identified sanitation products and services. The market survey provided an assessment of the demand and supply side. Through focus group discussions, it obtained an in-depth understanding of what different consumers know, like, and dislike about their latrines. On the supply side, the survey assessed the capacity of suppliers to provide the products, inputs and pricing as well as information on installation and maintenance of available products. To strengthen the supply chain, KIWASH further mapped out artisans offering sanitation related services, suppliers and distributers of the sanitation products.

From the survey, communities living in the areas where the soil was loose faced a huge challenge as a result of collapsed latrines. Other challenges included bad smell and the movement of flies from the latrine out into the open. To address these challenges and intensify sanitation and hygiene interventions, KIWASH will work with the county government and the Ministry of Health to promote the SAFI latrine that is designed to withstand soil pressures and prevent structures from collapsing. KIWASH will also promote the SATO pan as an affordable option to be plastered on mud or cemented slabs of existing latrines. Both options eliminate smell and flies for improved hygiene.

Artisan training

This quarter, eight artisans from Bunyala Sub County in Busia County benefited from training on the construction of low cost sanitation facilities and products. The artisans from Budalangi and Ruambwa community units participated in the training with an aim of acquiring new skills and knowledge on sanitation options for the communities in the region. The intensive three-day training mainly involved practical demonstrations on the production of SAFI latrine components and the installation of SATO pans based on their affordability, durability and convenience.

Improved options for pit latrines

KIWASH held planning meetings with LIXIL Group Company and CIL Africa, the producers of SATO pans in Kenya, on marketing the sanitation products in the target project areas. LIXIL Company donated the sanitation products used during the artisans training where two existing latrines were fitted with SATO pans at the Port Victoria sub county hospital in Busia County. The SATO Pan is affordable, with the squat pan going for a retail price of US $5 and the stool option selling at a retail price of US $10.

The SAFI latrine model aims to address the challenges with weak soil formation in most of the project areas. The product prevents collapsing with the use of precast concrete rings designed to withstand the soil pressures and allow liquid infiltration through the open base. The cost of SAFI latrine is also lower than other latrines of similar quality because the components, which comprise of concrete rings, a slab, support box, squat pan and concrete ring cover are easy and less costly to produce. These also weigh less than comparable alternatives due to the use of cement substitutes that increases the strength of concrete and thus allow for use of thinner concrete components. The production of the components also takes only one day, hence with a centralized production center, purchase and installation is a one-day activity.

Sanitation actors

To promote sustainability of the sanitation marketing interventions in Busia County, KIWASH involved different key sanitation actors. In the quarter, KIWASH trained seven artisans and one masonry teacher from the Busagwa Youth Polytechnic on the construction of the SAFI latrine products and the installation of SATO pans. The participation of the youth polytechnics will promote the institutionalization of the advanced technology in latrine construction and ensure communities have access to sustained human resource through identified institutions and selected artisans. During the training, two community health extension workers (CHEWS), the sub county public health management team and the county WASH coordinator joined the participants. In subsequent meetings, KIWASH plans to introduce the artisans to the community health volunteers rolling out SBCC activities in Budalangi and Ruambwa community units to form a team to champion communities to access improved sanitation and hygiene facilities.

GOVERNANCE AND POLICY

KIWASH continued to work with county governments and WASH sector stakeholders to analyze, recommend, and support adoption of key Kenyan policy reforms that remove constraints to business entry and operation along the entire WASH value chain to enable an increased, sustainable, and well-governed role of WASH businesses. The KIWASH county embedded staff facilitate discussions to help understand the implications of devolution on the existing water and sanitation policy framework, and anticipate its potential impacts (including overlaps, conflicts, or lack of clarity).

During the quarter, KIWASH provided technical assistance and training to 13 WSPs, several WASH enterprises and county governments across the nine counties. KIWASH also provided technical assistance to support institutional strengthening of community water projects, facilitated discussions on county level water and sanitation policies and supported coordination and sector learning.

Because of this kind of support, 12 WSPs made 2,656 new connections, reaching 3,280 new beneficiaries.

Number of people gaining access to basic drinking water services

No	County	WSP Name	New connections
1	Kisumu	KIWASCO	990
2	Kisumu	GULF	27
3	Kisumu	NYANAS	37
4	Kakamega	KACWASCO	737
5.	Busia	BUSWASCO	28
6	Siaya	SIBOWASCO	52
7	Nyamira	GWASCO	158
8	Kitui	KITWASCO	300
9	Kitui	KIMWASCO	180
11	Makueni	WOWASCO	53
12	Makueni	KIMAWASCO	94
Total			**2,656**

Technical assistance and capacity building for sustainability and effective service delivery

- In Kitui, KIWASH trained five KITWASCO staff on use of GIS in a mapping exercise of their water supply system. This will assist the WSP in monitoring the performance of the schemes and especially
- KIWASH **s**upported Kakamega County Water and Sewerage Company (KACWASCO) to rebrand with relevant communications tools in order to enhance consumer engagement and marketing of services. KACWASCO committed to extend the branding exercise to all its schemes outside the town for uniformity and improved service delivery.

Strengthening local governance and management

- In Kakamega County, KIWASH held the second bench-marking/peer learning meeting for area scheme managers, technical and commercial managers of KACWASCO. Ten water schemes were assessed against the performance improvement plans and monthly data tool that was introduced through KIWASH technical support to increase accountability and spur water access. The schemes displayed various innovations including smart water meters, customer matrix to support increased water coverage and debt management tools. KACWASCO will also award the best schemes in performance.
- KIWASH also supported SIBOWASCO staff for a bench marking and learning visit to Eldoret Water and Sanitation Company. The learning visit presented good exposure on strengthening internal controls and accountability tools towards an improved revenue base and water coverage.

Thirteen participants drawn from both the county water department and SIBOWASCO took part in the learning visit.

- KIWASH engaged the national water regulator (WASREB), LVSWSB, the county government, and the main water companies; MIWASCO and Nyasare water companies to consider the benefits of clustering the two water companies to improve efficiency and management. This comes in the backdrop of poor performance recorded in the recently released Impact 10 Report by WASREB. This engagement resulted in consensus by critical stakeholders who also agreed to initiate structured dialogue on the clustering process next quarter.

Promoting public-private community partnerships to deliver water services sustainably

- The tripartite agreement between KIWASH, Kakamega County Government and Acacia Exploration (private sector actor) for the operationalization of the Shibuname Community Water Supply Project to serve 10,000 persons made good progress. Acacia Exploration, which is supporting the hardware works completed installation of a new solar pump. KIWASH is supporting the business development component and water governance issues while the county government is supporting the monitoring and operational side of project.

Strengthen the effective monitoring and evaluation of WASH

- On May 9-10, 2018, KIWASH, together with the Kakamega County Government convened a sector-learning workshop titled *Social Accountability for Improved Access to WASH.* The overall aim of the workshop was to promote social responsiveness, planning and coordination among the state and non-state actors in the county for effective and sustainable water and sanitation services. The workshop highlighted social accountability as critical for the achievement of the sixth Sustainable Development Goal (SDG), which targets universal access to clean water and sanitation by 2030. Social accountability involves engaging communities in decision-making and resource allocation. This, in turn, contributes to projects that are useful for the community and sustainable over the long term. Twenty state and non-state actors participated and committed developing and using an M&E tool for the WASH sector.

- KIWASH hosted the Water, Sanitation and Energy (WSE) Consortium meeting at the Silver Springs Hotel in Nairobi. The meeting which brought together all organizations supporting the Mukuru Integrated Development Plan (MIDP), shared sub-sector briefs from energy, water, sanitation and some from other consortium members like health, secretariat and education. KIWASH presented experiences working with WASH enterprises specifically in the informal settlements focusing on capacity building and financial support. KIWASH also shared the final copy of the 4W (who, where, what, when) Matrix for monitoring and evaluation of WASH projects in the county.

Support selected WASH sector policy reforms

- On June 4-7, KIWASH supported a four-day workshop for the review of the Nyamira County Environmental Health and Sanitation Bill, Community Health Volunteers Service Bill, Environmental Sanitation and Hygiene Policy and Health Strategy Policy. The policy and bill will be instrumental in providing a legal mechanism through which the county will be implementing and offering environmental sanitation and hygiene services to its residents. Seventeen participants including the director of health, county and sub county public health teams attended the workshop. The next steps will involve a second review by other stakeholders before forwarding to the County Assembly for approval.

- Thirty-two board members and senior management staff of the Lake Victoria South Water Services Board participated in two-day strategic planning workshop supported by KIWASH on April 5-6, 2018 in Nakuru. The workshop finalized the review of the strategic plan with equity in distribution of the projects in the board's area or jurisdiction emphasized. LVSWSB is responsible for the development of water works and this strategy is critical in prioritizing areas of intervention both for short and long term projects and for resource mobilization

- In Busia County, KIWASH supported the county government to finalize an initial draft of the Environmental Policy, which provides key guidelines for environmental sustainability in the county. County stakeholders will review the draft before presenting the final document to the county executive committee for approval.

- In Makueni County, the first draft of the water policy was finalized and validated by the technocrats from the county government. Following this validation, the draft will be presented to the cabinet and the county assembly.

- In the quarter under review, two water service providers launched five-year strategic plans, which were developed through KIWASH technical assistance. Mwingi Water and Sanitation Company (KIMWASCO) plans to focus on improving water supply coverage from 18 percent to 50 percent and sewerage connections from zero to 1,200, while Gusii Water and Sanitation Company (GWASCO) will focus on increasing water coverage from 37 percent to 70 percent and sanitation coverage from 10 percent to 50 percent. The strategic plans set specific targets and strategies to improve overall performance leading to the improved likelihood of qualifying for commercial financing for expansion.

- In Siaya, KIWASH facilitated the Siaya Bondo Water Company to finalize its new Strategic Plan - 2018-2022. The half a day session held on April 24, 2018 focused on refining the strategic matrix by prioritizing areas of intervention for short and long-term WASH projects. Board members and the senior management team of the WSP actively gave their views. The strategic plan intends to address increased coverage through network expansion efficient service delivery and financial sustainability.

- In Kitui County, KIWASH initiated the process towards development of a framework that will help the county improve the management of its water services by supporting the county government to form a committee to spearhead this process as the first step. This framework will further help the county address water related governance issues particularly in the rural areas.

- In Makueni, KIWASH participated in a two-day workshop organized by department of water to develop guiding principles on rural water management. Technical teams from the department of water, agriculture and climate change attended this meeting held at Maanzoni Lodge in Machakos County. The discussion started with defining the Makueni strategy and commitment to the SDGs and then went straight to address how water service provision happens in rural Makueni. At the national level and in partnership with WASREB, KIWASH is working on developing a rural water management framework and will support the Makueni process too.

- In Kisumu, KIWASH in partnership with the County Government of Kisumu, WSUP, KEWASNET, Care Kenya, Plan International, KIWASCO, Living Water International and Practical Action participated in in the review of the draft County Environmental Sanitation and Hygiene Policy from April 4-6, 2018 in Kakamega. This is part of the process of finalizing the policy document to be ready for review by the County's Executive within the month of April.

Sector coordination

KIWASH participated in various partnership and networking processes and meetings as follows:

- In Nairobi, KIWASH participated at the Kenya Water and Sanitation Network (KEWASNET) Workshop on Sustainable Development Goals (SDGs). The workshop developed a strategy for reporting on the SDGs and for supporting the government to achieve specific targets. The workshop concluded that WASH actors must focus on efficient WASH financing and the sustained functionality of water and sanitation services post construction.

- In Migori and Siaya counties, KIWASH participated in WASH forums with other non-governmental organizations (NGOs) and relevant county departments. The Migori forum discussed progress on water supply in the rural areas, strategies to ending open defecation by March 2019, hygiene and menstrual management, emergency preparedness, response and

knowledge management. The Siaya County forum highlighted innovations to reduce fecal sludge in pit latrines forum and deliberated on measures to strengthen the forum.

- On May 22, KIWASH supported a quarterly progress review workshop for the WASH network in Kisumu County. The meeting attended by 22 stakeholders reviewed the performance of the various thematic working groups (TWGs), proposed annual work plans and corresponding budgetary allocations for the next financial year in the department of water and health. Because of the network's advocacy and lobbying, the department of health allocated KES 5 million (US $50,000) in the next financial year to facilitate CLTS activities. This is an improvement from zero allocation in the past financial years.

- KIWASH also participated in a two-day international conference on Innovate for Water. Investors, donors, NGOs and CSOs who are key players in the water sector, attended the conference that was held on April 26-27, 2018 at Strathmore University Institute of Business Studies. The conference discussed issues affecting sector financing including the challenge of bankable WASH projects. There was a call for blended financing since that helps spread the investment risk.

- In Kakamega, KIWASH participated in a WASH coordination meeting alongside World Vision International, UNICEF, Kenya Red Cross, County Departments of Health and Water. The stakeholders used the opportunity to provide input into the county annual development planning process. KIWASH emphasized the need for deliberate priority investments in operation and maintenance of capital investment to realize sustained water service delivery. In addition, KIWASH used the chance to present progress on the project interventions in the county.

Knowledge sharing and learning

- KIWASH held quarterly progress review meetings in Siaya, Kisumu, Kakamega, Migori and Busia counties in the quarter under review. The main objective of the meeting was to review the overall progress of KIWASH activities against the project targets, capturing information on program impact, examining whether activities have achieved the expected results and challenges faced in KIWASH projects and other partners. The meeting also allowed KIWASH to refine existing activities for the subsequent quarters, identify new issues and policy implications, and make course corrections as needed.

- In Nairobi, KIWASH attended the launch of the Impact Report Issue 10 and the strategic plan 2018 – 2022 by the Water Services Regulatory Board (WASREB). The Cabinet Secretary, Ministry of Water and Sanitation graced the launch. The best performing companies were recognized and prizes presented. Two companies that KIWASH supports emerged winners in two categories – Kisumu Water and Sewerage Company (KIWASCO) emerged the best company in customer service category, while Kakamega County Water and Sanitation Company (KACWASCO) emerged the best company in Lake Victoria South in the regional category. Nyeri Water Company, which emerged best overall, is one of the WSPs that KIWASH has collaborated with by facilitating a benchmarking visit of five companies from Kitui and Makueni counties. From the learning visit, the five WSPs developed action plans to address weak operational areas.

- In Nairobi, KIWASH attended a workshop organized by KEWASNET at Ol Donyo Sapuk Resort in Machakos. The two-day learning workshop on Sustainable Development Goals is part of KEWASNET's study cycles that brings together civil society organizations, development partners and government to discuss thematic issues in the water sector. The last day of the workshop, the team agreed on the engagement strategy to ensure that all WASH actors are reporting on the SDGs and are supporting the government to achieve the specific targets. There was emphasis to focus on functionality of water and sanitation services post construction and look into efficiencies in service delivery.

ENVIRONMENTAL SUSTAINABILITY

KIWASH continued to work with various stakeholders in the conservation of priority water catchments in focus counties as well as protection of critical drinking water sources in different sub-catchments. During the quarter, KIWASH made progress in the mainstreaming of climate change in institutional planning, resource allocation and project management.

KIWASH also helped seven water Resources Users Associations (WRUAs) to plant over 100,000 tree seedlings to promote catchment protection and continues to work actively with 19 Water resources Users Associations (WRUAs), 14 in western region and five in eastern region.

Expansion of source water quality protection

Water catchment conservation

In close collaboration with the Kenya Forest Research Institute (KEFRI), Kenya Forest Service and county government departments of environment and water, KIWASH completed the establishment of seven nurseries in seven sub-catchments in Migori, Nyamira, Kisumu, Siaya, Busia, Kakamega and Makueni counties. Each nursery, managed by a WRUA planted at least 15,000 seedlings, for planting during the rainy season. This initiative helps to safeguard the ecosystem and expand WRUA functional coverage.

KIWASH continued to work with spring management committees of the 68 protected springs to guide them in continued management of the water resource and immediate catchments to safeguard water quality at the springs.

Building climate change resiliency in drinking water source planning, development and design of systems/services

Institutional Climate Change CAP assessment

KIWASH conducted the Climate Change Capacity and Performance (CC CAP) Assessment for 27 institutions partner institutions in accordance with the USAID's GCC Institutional Capacity Assessment Tool. The aim was to identify specific performance areas for focus during the capacity development and training on climate change resilience planning. On average, the county departments assessed demonstrated basic capacity in climate change mainstreaming into governance, information and data use, strategic planning, resource allocation and project/activity implementation.

Climate change capacity building

Because of these findings, KIWASH embarked on training public sector stakeholders to consider the current and potential impacts of climate change and variability into their approach to water resource planning, maintenance, and delivery of WASH services. Over 50 participants were able to reflect on opportunities for climate change mainstreaming in water resource management and WASH service provision. KIWASH will now embark on helping county governments and WSPs that will prioritize climate data use in water sector planning and resource allocation.

The training was conducted using the water security training modules developed by KIWASH in 2017. The modules were designed for training of policy-level practitioners and policymakers, and another for community users such as WRUAs and CBOs.

III. ACTIVITY PROGRESS (QUANTITATIVE IMPACT)

TABLE 1: PERFORMANCE DATA TABLE

Number of people gaining access to basic drinking water services as a result of USG assistance.
Crosscutting IND 1. (HL 8.1-1):
TASKS: Expand source water quality protection and Assist WSPs to improve operations and financial performance
ACTIVITY 1: Assist WSP boards of directors and corporate management teams to understand and apply good governance practices that guide the company to improved operational and financial performance and establish clear indicators of success.
ACTIVITY 2: Roll out WRUA support activities and, in conjunction with the relevant WRMA offices, assist WRUAs to increase functional coverage.

UNIT	DISAGGREGATE BY: County, Gender, activity type					
	Geographic Location	**Activity Title**	**Date**	**W**	**M**	**Sub-total**
	Busia	Technical assistance to BUSWASCO leading to new connection to 28 households	April – June, 2018	73	67	**140**
		Technical Assistance support provided to Ejinja Community Water Supply Project leading to 7 new household connections	April – June, 2018	18	17	**35**
		Technical Assistance support provided to Benga Women Water Project leading to 2 new household connections	April – June, 2018	5	5	**10**
		Technical Assistance Support provided to Ogalo Water Users Association leading 8 new household connections	April – June, 2018	20	20	**40**
		Campaign and outreach services leading to 1 new household connections at Siwongo Wakhungu Community Water Supply Project	April – June, 2018	3	2	**5**
		Technical Assistance support provided Budwongi Community Water Supply leading to 1 new household connections	April – June, 2018	3	2	**5**
		Technical Assistance Support provided to Vitendo Women Group Water leading to 2 new household connections	April – June, 2018	5	5	**10**
		Campaign and outreach services leading to 1 new household connections at Nasewa Community Water Supply Project	April – June, 2018	3	2	**5**
		Campaign and outreach services leading to 2 new household connection at Mungatsi Community Water Supply Project	April – June, 2018	5	5	**10**
		Technical Assistance Support provided to Malanga Maira Community Water Project leading to 6 new household connections	April – June, 2018	15	15	**30**
	Kakamega	Technical assistance to KACWASCO leading to new connection to 737 households	April – June, 2018	1,916	1,769	**3,685**
		Technical Assistance/ Capacity Building Support leading to 3 new household connections at Bukura Community Water Supply Project	April – June, 2018	8	7	**15**
		Technical Assistance/ Capacity Building Support leading to 3 new household connections at Obulamu Community Water Supply Project	April – June, 2018	8	7	**15**
		Technical Assistance/ Capacity Building Support leading to 3 new household connections at Mwihila Community Water Supply Project	April – June, 2018	8	7	**15**
		Technical Assistance/ Capacity Building Support leading to 8 new household connections at Shibuname Community Water Supply Project	April – June, 2018	20	20	**40**

	Technical Assistance/ Capacity Building Support leading to 4 new household connections at Mabole Community Water Supply Project	April – June, 2018	10	10	**20**
	Technical Assistance/ Capacity Building Support leading to 3 new household connections at Mukongolo Community Water Supply Project	April – June, 2018	8	7	**15**
	Technical Assistance/ Capacity Building Support leading to 2 new household connections at Maturu Lwandeti Community Water Supply Project	April – June, 2018	5	5	**10**
	Technical Assistance/ Capacity Building Support leading to 1 new household connections at Shikhokho Community Water Supply Project.	April – June, 2018	3	2	**5**
Kisumu	Technical assistance to KIWASCO leading to new connection to 990 households	April – June, 2018	2,525	2,425	**4,950**
	Technical assistance to GULF leading to new connection to 27 households	April – June, 2018	69	66	**135**
	Technical assistance to NYANAS leading to new connection to 37 households	April – June, 2018	94	91	**185**
	Technical Assistance/ Capacity Building Support leading to 7 New Household connections at Ahero Catholic Water Supply Project	April – June, 2018	18	17	**35**
	Technical Assistance/ Capacity Building Support leading to 9 New Household connections at Boya Community Water Supply Project	April – June, 2018	23	22	**45**
	Technical Assistance/ Capacity Building Support leading to 10 new household connections at St. Anne's Mwangaza Water Supply Project	April – June, 2018	26	24	**50**
	Technical Assistance/ Capacity Building Support leading to 4 new household connections at Sondu Miriu Right Bank Community Water Supply Project	April – June, 2018	10	10	**20**
	Technical Assistance/ Capacity Building Support leading to 10 new household connections and 1 water kiosk at Manyatta Water and Sanitation Project	April – June, 2018	51	49	**100**
	Technical Assistance/ Capacity Building Support leading to 5 new household connections at Asengo Community Water Supply Project	April – June, 2018	13	12	**25**
	Technical Assistance/ Capacity Building Support leading to 5 new household connections and 1 water kiosk at Riwo Lwedo Self Help Group Water Supply Project	April – June, 2018	38	37	**75**
	Technical Assistance/ Capacity Building Support leading to 12 new household connections and 2 water kiosks at Mowlem Akado Group Water Supply Project	April – June, 2018	82	78	**160**
	Technical Assistance/ Capacity Building Support leading to 14 new household connections at Mowlem Unit Self Help Group Water Supply Project	April – June, 2018	36	34	**70**
Kitui	Technical assistance to KITWASCO leading to new connection to 300 households	April – June, 2018	780	720	**1,500**
	Technical assistance to KIMWASCO leading to new connection to 180 households	April – June, 2018	468	432	**900**
	Technical Assistance/Capacity Building Support leading to 8 new household connections at Mumbuni/ Katalwa Water Project	April – June, 2018	20	20	**40**
	Technical Assistance/Capacity Building Support leading to 15 connected Households and 1 No water kiosk benefitting 300 people at Kithambangii Water Project	April – June, 2018	192	183	**375**
	Technical Assistance/ Capacity Building Support leading to 3 new household connections at Abundant Water Project	April – June, 2018	8	7	**15**
	Technical Assistance/ Capacity Building Support leading to 5 household connections at Musyau Water Project	April – June, 2018	13	12	**25**
Makueni	Technical assistance to WOWASCO leading to new connection to 53 households	April – June, 2018	135	130	**265**
	Technical assistance to KIMAWASCO leading to new connection to 94 households	April – June, 2018	240	230	**470**
	Technical Assistance/ Capacity Building Support leading to leading to 10 household connections at Makutano/Sinai Water Project:	April – June, 2018	26	24	**50**
	Mbumbuni high lift pump project	April – June, 2018	2,561	2,439	**5,000**

	Technical Assistance/ Capacity Building Support leading to 3 household connections at Kilia Water Enterprise	April – June, 2018	8	7	**15**
	Technical Assistance/ Capacity Building Support leading to 3 new household connection at Chulu Valley Group Water Supply Project	April – June, 2018	8	7	**15**
	Technical Assistance/ Capacity Building Support leading to 6 new household connections at Kanaani Kiboko B Self Help Group Water Project	April – June, 2018	15	15	**30**
Migori	Technical Assistance support provided leading 10 new household connections at Nyasare Water and Sanitation Company.	April – June, 2018	26	24	**50**
	Technical Assistance support provided leading 12 new household connections at Kugitimo Community Water Supply Project.	April – June, 2018	31	29	**60**
	Technical Assistance support provided leading activation 2 water kiosks at Sori Gunga Community Water Supply Project.	April – June, 2018	160	152	**312**
	Technical Assistance support provided leading one community water point at Global Youth Group.	April – June, 2018	197	188	**385**
	Technical Assistance support provided leading activation of 2 water kiosks at Nyaprosony Community Water Project.	April – June, 2018	106	101	**207**
	Technical Assistance support provided leading 8 new household connections at Midida Community Water Project.	April – June, 2018	20	20	**40**
Nairobi	Technical Assistance/ Capacity Building Support leading to 10 new connections at Mathare No. 10 Youth Group:	April – June, 2018	26	24	**50**
	Technical Assistance support provided to Eswando Enterprises Ltd leading to 7 connections	April – June, 2018	18	17	**35**
	Technical Assistance support provided to Mukuru Kwa Reuben CBO Project leading to 45 additional Customers benefitting	April – June, 2018	115	110	**225**
	Technical Assistance support provided to Monsoon Youth Group leading to 45 additional Customers benefitting / being served	April – June, 2018	115	110	**225**
	Technical Assistance support provided to Dandora 41 Hospital leading to 40 New Connections / Customers benefitting	April – June, 2018	102	98	**200**
Nyamira	Technical assistance to GWASCO leading to new connection to158 households	April – June, 2018	411	379	**790**
	Technical Assistance Support provided to Bomwagamo Water Project leading to 10 more households gaining basic access to water	April – June, 2018	26	24	**50**
	Technical Assistance Support provided to Mekenene Water Project leading to 10 more households gaining access to water from 1 No. existing communal water points as a result	April – June, 2018	26	24	**50**
Siaya	Technical assistance to SIBOWASCO leading to new connection to 52 households	April – June, 2018	138	122	**260**
	Technical Assistance support provided leading to 1 new household connections to improved service at Karadolo Community Water Project	April – June, 2018	3	2	**5**
	Technical Assistance Support provided leading to 2 new connections at BarOber Community Water Supply Project	April – June, 2018	5	5	**10**
	Technical Assistance Support provided leading to 13 New household connections at South West Sakwa Community Water Supply company	April – June, 2018	33	32	**65**
	Technical Assistance Support provided leading to 1 new connection at North Alego Community Water Supply Project	April – June, 2018	3	2	**5**
	Technical Assistance Support provided leading to 2 new household connections at Sigomre Community Water Supply Project	April – June, 2018	5	5	**10**
	Technical Assistance Support provided leading to 10 new household connection at Koteyo Community Water Supply Project	April – June, 2018	26	24	**50**
	Technical Assistance support provided leading to 3 new household connections to improved service at Sira Nyawita Community Water Project	April – June, 2018	8	7	**15**

		Technical Assistance support provided leading to 4 new household connections to improved service at Simenya Community Water Project	April – June, 2018	10	10	**20**
		Technical Assistance Support provided leading to 10 new household connections at Akala Community Water Supply Project	April – June, 2018	26	24	**50**
		Technical Assistance Support provided leading to 13 new household connections at West Uyoma Community Water Supply Project	April – June, 2018	33	32	**65**
		Technical Assistance support provided leading to 3 new household connections to improved service at Sidindi Community Water Project	April – June, 2018	8	7	**15**
		Technical Assistance support provided leading to 2 new household connections to improved service at Obaga Community Water Project	April – June, 2018	5	5	**10**
		Technical Assistance support provided leading to 2 new household connections to improved service at Hono Nyalgunga Community Water Project	April – June, 2018	5	5	**10**
		Technical Assistance Support provided leading to 6 new household connections at Sirembe Community Water Supply Project	April – June, 2018	15	15	**30**
		Total		**11,297**	**10,662**	**21,959**

Result

Additional Criteria **If other criteria are important, add lines for setting targets and tracking**	**Baseline**		**Results Achieved Prior Periods through 31-Mar -18**		**Results Achieved this Reporting quarter 30-Jun -18**				**FY 2017 Target**		**FY 2018 Target**		**FY 2019 Target**		**End of Activity Target**	
			Achieved		**Target**		**Achieved**		**Target**		**Target**		**Target**		**Target**	
	W	**M**	**W**	**M**	**W**	**M**	**W**	**M**	**W**	**M**	**W**	**M**	**W**	**M**	**W**	**M**
Sex*: Women (W), Men (M	**0**	**0**	**164,224**	**156,128**	**17,073**	**16,263**	**11,297**	**10,662**								
Busia	**0**	**0**	10,624	10,102	1,897	1,807	150	140	7,696	7,330	10,813	10,298			44,732	42,601
Kakamega	**0**	**0**	31,866	30,293	1,897	1,807	1,986	1,834	7,696	7,330	10,813	10,298			44,732	42,601
Kisumu	**0**	**0**	17,828	17,009	1,897	1,807	2,985	2,865	7,696	7,330	10,813	10,298			44,732	42,601
Kitui	**0**	**0**	47,008	44,649	1,897	1,807	1481	1374	7,696	7,330	10,813	10,298			44,732	42,601
Makueni	**0**	**0**	22,425	21,375	1,897	1,807	2993	2852	7,696	7,330	10,813	10,298			44,732	42,601
Migori	**0**	**0**	4,029	3,820	1,897	1,807	540	514	7,696	7,330	10,813	10,298			44,732	42,601
Nairobi	**0**	**0**	18,249	17,376	1,897	1,807	376	359	7,696	7,330	10,813	10,298			44,732	42,601
Nyamira	**0**	**0**	6,574	6,248	1,897	1,807	463	427	7,696	7,330	10,813	10,298			44,732	42,601
Siaya	**0**	**0**	5,621	5,256	1,897	1,807	323	297	7,696	7,330	10,813	10,298			44,732	42,601

Number of people gaining access to basic sanitation as a result of USG assistance.

Cross-Cutting IND 2 (HL 8.2-2)

TASK: Scale up sanitation, sanitation marketing, and hygiene promotion

ACTIVITY: Support selected villages and/or wards in delivering open defecation free status through appropriate sanitation and hygiene approaches.

UNIT	DISAGGREGATE BY: County, Gender, Activity type					
	Geographic Location	**Activity Title**	**Date**	**W**	**M**	**Sub-total**
	Busia	-	-			
	Kakamega	Post triggering progress at village level to achieve access to basic sanitation (# of persons benefiting from newly constructed latrines)	April to June, 2018	2,213	2,107	**4,320**
	Kisumu	Post triggering progress at village level to achieve access to basic sanitation- (# of persons benefiting from newly constructed latrines)	April -June, 2018	1,010	970	**1,980**
	Kitui	-	-	-	-	-
	Makueni	Post triggering progress at village level to achieve access to basic sanitation- (# of persons benefiting from newly constructed latrines)	April -June, 2018	602	573	**1,175**
	Migori	Post triggering progress at village level to achieve access to basic sanitation (# of person benefiting from newly constructed latrines)	April -June, 2018	546	504	**1,050**
	Nairobi	-	-	-	-	-
	Nyamira	Post triggering progress at village level to achieve access to basic sanitation (# of persons benefiting from newly constructed latrines)	April to June, 2018	133	122	**255**
	Siaya	-	-	-	-	-
				4,504	**4,276**	**8,780**

Results:

Additional Criteria	**Baseline**		**Results Achieved Prior Periods through 31-Mar -18**		**Results Achieved this Reporting quarter 30-Jun -18**				**Reporting Period**	**FY 2017 Target**		**FY 2018 Target**		**End of Activity Target**		
			Achieved		**Target**		**Achieved**		**Target**	**Target**		**Target**		**Target**		
	W	**M**	**W**	**M**	**W**	**M**	**W**	**M**		**W**	**M**	**W**	**M**	**W**	**M**	
Sex*: Women (W), Men (M)	**0**	**0**	**18,940**	**17,650**	**4,086**	**3,891**	**4,504**	**4,276**		**24,072**	**22,926**	**24,073**	**22,927**	**121,392**	**115,608**	
Busia	-	-	-	-	-	-	-	-		-	-	-	-	-	-	
Kakamega	0	0	1,628	1,527	584	556	2,213	2,107		4,012	3,821	3,439	3,275	20,232	19,268	
Kisumu	0	0	3,080	2,950	584	556	1,010	970		4,012	3,821	3,439	3,275	20,232	19,268	
Kitui	0	0	1,521	1,419	584	556	-	-		4,012	3,821	3,439	3,275	20,232	19,268	
Makueni	0	0	1,255	1,195	584	556	602	573		4,012	3,821	3,439	3,275	20,232	19,268	
Migori	0	0	1,419	1,331	584	556	546	504		4,012	3,821	3,439	3,275	20,232	19,268	
Nairobi	-	-	-	-	-	-	-	-		-	-	-	-	-	-	
Nyamira	0	0	1,327	1,248	584	556	133	122		4,012	3,821	3,439	3,275	20,232	19,268	
Siaya	0	0	8,710	7,980	584	556	-	-		4,012	3,821	3,439	3,275	20,232	19,268	

Number of communities verified as ODF with a monitoring plan as a result USG assistance.

Cross-Cutting IND 3 (HL 8.2-1)

TASK: Scale up sanitation, sanitation marketing, and hygiene promotion

ACTIVITY: Support selected villages and/or wards in delivering open defecation free status through appropriate sanitation and hygiene approaches.

UNIT	DISAGGREGATE BY: County				
	Geographic Location	**Activity Title**	**Date**		**Sub-total**
	Busia	-	-		-
	Kakamega	Verification of ODF status in villages	April – June 2018		**25**
	Kisumu	-	-		-
	Kitui	-	-		-
	Makueni	-	-		-
	Migori	-	-		-
	Nairobi	-	-		-
	Nyamira	Verification of ODF status in villages	April -June, 2018		**3**
	Siaya	-	-		-
	Total				**28**

Results:

Additional Criteria **If other criteria are important, add lines for setting targets and tracking**	**Baseline**	**Results Achieved Prior Periods through 31-Mar -18**	**Results Achieved this Reporting quarter 30-Jun -18**		**Reporting Period**	**FY 2017 Target**	**FY 2018 Target**	**FY 2019 Target**	**End of Activity Target**
		Achieved	**Target**	**Achieved**	**Target**	**Target**	**Target**	**Target**	**Target**
	0	**386**	**18**	**28**		**28**	**70**		**200**
Busia	-	-	-	-		-	-		-
Kakamega	0	35	2	25		4	10		33
Kisumu	0	70	2	-		4	10		33
Kitui	0	55	2	-		4	10		33
Makueni	0	53	2	-		4	10		33
Migori	0	11	2	-		4	10		33
Nairobi	-	-	-	-		-	-		-
Nyamira	0	26	2	3		4	10		33
Siaya	0	136	2	-		4	10		33

Number of people with improved service quality from an existing/safely managed drinking water service as a result of USG assistance.

Cross-Cutting IND 4 (HL 8.1.3)

TASK: Assist WSPs to improve operations and financial performance

ACTIVITY: Assist WSP boards of directors and corporate management teams to understand and apply good governance practices that guide the company to improved operational and financial performance and establish clear indicators of success.

UNIT	DISAGGREGATE BY: County, Gender					
	Geographic Location	Activity Title	Date	W	M	Sub-total
	Busia					
	Kakamega	-	-	-	-	-
	Kisumu	-		-	-	-
	Kitui	-	-	-	-	-
	Makueni	-	-	-	-	-
		-	-	-	-	-
	Migori	-	-	-	-	-
	Nairobi	-	-	--	--	--
	Nyamira	-	-	-	-	-
	Siaya	-	-	-	-	-
	Total					

Results:

Additional Criteria	Baseline		Results Achieved Prior Periods through 31-Mar -18		Results Achieved this Reporting quarter 30-Jun -18				Reporting Period	FY 2017 Target		FY 2018 Target		FY 2019 Target	End of Activity Target		
			Achieved		Target		Achieved		Target	Target		Target		Target		Target	
	W	M	W	M	W	M	W	M	W	W	M	W	M	W		W	M
Sex*: Women (W), Men (M)	0	0	19,652	18,715	10,884	10,336				51,219	48,780	43,537	41,463			128,052	121,950
Busia	0	0	3,073	2,927	1,209	1,152	-	-		5,691	5,420	4,837	4,607			14,228	13,550
Kakamega	0	0	-	-	1,209	1,152	-	-		5,691	5,420	4,837	4,607			14,228	13,550
Kisumu	0	0	-	-	1,209	1,152	-	-		5,691	5,420	4,837	4,607			14,228	13,550
Kitui	0	0	9,281	8,840	1,209	1,152	-	-		5,691	5,420	4,837	4,607			14,228	13,550
Makueni	0	0	4,916	4,680	1,209	1,152	-	-		5,691	5,420	4,837	4,607			14,228	13,550
Migori	0	0	-	-	1,209	1,152	-	-		5,691	5,420	4,837	4,607			14,228	13,550
Nairobi	0	0	-	-	1,209	1,152	-	-		5,691	5,420	4,837	4,607			14,228	13,550
Nyamira	0	0	-	-	1,209	1,152	-	-		5,691	5,420	4,837	4,607			14,228	13,550
Siaya	0	0	2,382	2,268	1,209	1,152	-	-		5,691	5,420	4,837	4,607			14,228	13,550

Number of service provider staff trained for improved service provision.

Custom Output IND 6.1:

TASK: Assist WSPs to improve operations and financial performance

ACTIVITY: Assist WSP boards of directors and corporate management teams to understand and apply good governance practices that guide the company to improved operational and financial performance and establish clear indicators of success.

UNIT	DISAGGREGATE BY: County, Gender					
	Geographic Location	**Activity Title**	**Date**	**W**	**M**	**Sub-total**
	Busia	WASH enterprise training: Introduction to Basic Computer Skills, Introduction to Basic Financial and Business Management	April – June, 2018	4	5	**9**
	Kakamega	Training of Technical staff (KACWASCO, County Government and WASH partners) on Social accountability for M&E and reporting	April – June, 2018	9	20	**29**
		WASH enterprise training: Introduction to Basic Computer Skills, Introduction to Basic Financial and Business Management	April – June, 2018	9	2	**11**
	Kisumu	WASH enterprise training: Introduction to Basic Computer Skills, Introduction to Basic Financial and Business Management	April – June, 2018	10	7	**17**
	Kitui	Training of Technical staff (KITWASCO) on Geographical information system (GIS)	April – June, 2018	0	5	**5**
		WASH enterprise training: Introduction to Basic Computer Skills, Introduction to Basic Financial and Business Management	April – June, 2018	3	3	**6**
	Makueni	WASH enterprise training: Introduction to Basic Computer Skills, Introduction to Basic Financial and Business Management	April – June, 2018	8	2	**10**
	Migori	WASH enterprise training: Introduction to Basic Computer Skills, Introduction to Basic Financial and Business Management	April – June, 2018	2	1	**3**
	Nairobi	WASH enterprise training: Introduction to Basic Computer Skills, Introduction to Basic Financial and Business Management.	April – June, 2018	10	4	**14**
	Nyamira	WASH enterprise training: Introduction to Basic Computer Skills, Introduction to Basic Financial and Business Management	April – June, 2018	2	0	**2**
	Siaya	WASH enterprise training: Introduction to Basic Computer Skills, Introduction to Basic Financial and Business Management	April – June, 2018	5	5	**10**
		Totals		**62**	**54**	**116**

Results:

Additional Criteria	**Baseline**		**Results Achieved Prior Periods through 31-Mar -18**		**Results Achieved this Reporting quarter 30-Jun -18**				**Reporting Period**	**FY 2017 Target**		**FY 2018**		**End of Activity Target**			
			Achieved		**Target**		**Achieved**		**Target**	**Target**		**Target**			**Target**		
	W	**M**	**W**	**M**	**W**	**M**	**W**	**M**	**W**	**W**	**M**	**W**	**M**		**W**	**M**	
Sex*: Women (W), Men (M)	**0**	**0**	**361**	**699**	**26**	**24**	**62**	**54**		**54**	**45**	**54**	**45**		**153**	**144**	
Busia	**0**	**0**	31	85	3	3	4	5		6	5	6	5		17	16	
Kakamega	**0**	**0**	82	108	3	3	18	22		6	5	6	5		17	16	
Kisumu	**0**	**0**	80	133	3	3	10	7		6	5	6	5		17	16	
Kitui	**0**	**0**	56	95	3	3	3	8		6	5	6	5		17	16	
Makueni	**0**	**0**	49	123	3	3	8	2		6	5	6	5		17	16	
Migori	**0**	**0**	9	17	3	3	2	1		6	5	6	5		17	16	

Nairobi	**0**	**0**	14	18	3	3	10	4		6	5	6	5		17	16	
Nyamira	**0**	**0**	9	15	3	3	2	0		6	5	6	5		17	16	
Siaya	**0**	**0**	31	105	3	3	5	5		6	5	6	5		17	16	

Number of sector stakeholders receiving TA for improved monitoring & evaluation, reporting, and accountability

Custom Output IND 6.2:

TASK: Assist WSPs to improve operations and financial performance

ACTIVITY: Assist WSP boards of directors and corporate management teams to understand and apply good governance practices that guide the company to improved operational and financial performance and establish clear indicators of success.

UNIT	DISAGGREGATE BY: County, gender						
	Geographic Location	**Activity Title**	**Date**				**Sub-total**
	Busia	-	April – June, 2018				**-**
	Kakamega	-	April – June, 2018				-
	Kisumu	-	April – June, 2018				-
	Kitui	-	April – June, 2018				-
	Makueni	-	April – June, 2018				-
	Migori	-	April – June, 2018				-
	Nairobi	-	April – June, 2018				-
	Nyamira	-	April – June, 2018				-
	Siaya	-					-
	Totals						**-**

Results:

Additional Criteria	**Baseline**	**Results Achieved Prior Periods through 31-Mar -18**	**Results Achieved this Reporting quarter 30-Jun -18**		**Reporting Period**	**FY 2017 Target**	**FY 2018 Target**	**FY 2019 Target**	**End of Activity Target**
		Achieved	**Target**	**Achieved**	**Target**	**Target**	**Target**	**Target**	**Target**
		217	**9**			**27**	**72**		**200**
Busia	**0**	20	1			3	8		22
Kakamega	**0**	24	1			3	8		22
Kisumu	**0**	23	1			3	8		22
Kitui	**0**	28	1			3	8		22
Makueni	**0**	25	1			3	8		22
Migori	**0**	27	1			3	8		22
Nairobi	**0**	24	1			3	8		22
Nyamira	**0**	18	1			3	8		22
Siaya	**0**	28	1			3	8		22

Number of new USG-supported public-private partnerships (PPPs) formed.
Output IND 1.3:
TASK:
ACTIVITY:

Output IND 1.3:
UNIT

DISAGGREGATE BY: County					
Geographic Location	**Activity Title**	**Date**			**Sub-total**
Busia	-	April – June, 2018			-
Kakamega	-	April – June, 2018			-
Kisumu	-	April – June, 2018			-
Kitui	-	April – June, 2018			-
Makueni	-	April – June, 2018			-
Migori	-	April – June, 2018			-
Nairobi	-	April – June, 2018			-
Nyamira	-	April – June, 2018			-
Siaya	-	April – June, 2018			-
Totals					-

Results:

Additional Criteria	**Baseline**	**Results Achieved Prior Periods through 31-Mar -18**	**Results Achieved this Reporting quarter 30-Jun -18**		**Reporting Period**	**FY 2017 Target**	**FY 2018 Target**	**FY 2019 Target**	**End of Activity Target**
		Achieved	**Target**	**Achieved**	**Target**	**Target**	**Target**	**Target**	**Target**
Total			**1**	**0**		**3**	**6**		**18**
Busia	**0**	0	-	0		-	0		-
Kakamega	**0**	0	-	0		-	1		-
Kisumu	**0**	0	-	0		-	1		-
Kitui	**0**	0	-	0		-	1		-
Makueni	**0**	0	-	0		-	1		-
Migori	**0**	0	--	0		-	1		-
Nairobi	**0**	0	-	0		-	1		-
Nyamira	**0**	0	-	0		-	0		-
Siaya	**0**	0	-	0		-	0		-

Number of people benefitting from Public-Private partnership in the WASH Sector
Custom Output Indicator 1.2
Task:
Activity

UNIT	DISAGGREGATE BY: County, Gender					
	Geographic Location	Activity Title	Date	W	M	Sub-total
	Busia	-	April – June, 2018	-	-	-
	Kakamega	-	April – June, 2018	-	-	-
	Kisumu	-	April – June, 2018	-	-	-
	Kitui	-	April – June, 2018	-	-	-
	Makueni	-	April – June, 2018	-	-	-
	Migori	-	April – June, 2018	-	-	-
	Nairobi	-	April – June, 2018	-	-	-
	Nyamira	-	April – June, 2018	-	-	-
	Siaya	-	April – June, 2018	-	-	-
		-		-	-	--

Results:-

Additional Criteria	Baseline		Results Achieved Prior Periods through 31-Mar -18		Results Achieved- this Reporting quarter 30-Jun -18				Reporting Period	FY 2017 Target		FY 2018 Target		End of Activity Target		
			Achieved		Target		Achieved		Target	Target		Target		Target		
	W	M	W	M	W	M	W	M	W	W	M	W	M	W	M	
Sex*: Women (W), Men (M)	**0**	**0**	**-**	**-**	**3,073**	**2,927**	**-**	**-**		**12,293**	**11,293**	**15,366**	**14,634**	**51,220**	**48,780**	
Busia	0	0	-	-	341	325	-	-		1,366	1,255	1,707	1,626	5,691	5,420	
Kakamega	0	0	-	-	341	325	-	-		1,366	1,255	1,707	1,626	5,691	5,420	
Kisumu	0	0	-	-	341	325	-	-		1,366	1,255	1,707	1,626	5,691	5,420	
Kitui	0	0	-	-	341	325	-	-		1,366	1,255	1,707	1,626	5,691	5,420	
Makueni	0	0	-	-	341	325	-	-		1,366	1,255	1,707	1,626	5,691	5,420	
Migori	0	0	-	-	341	325	-	-		1,366	1,255	1,707	1,626	5,691	5,420	
Nairobi	0	0	-	-	341	325	-	-		1,366	1,255	1,707	1,626	5,691	5,420	
Nyamira	0	0	-	-	341	325	-	-		1,366	1,255	1,707	1,626	5,691	5,420	
Siaya	0	0	-	-	341	325	-	-		1,366	1,255	1,707	1,626	5,691	5,420	

Number of clients benefiting from financial services provided through USG-assisted financial intermediaries, including non-financial institutions or actors.

Output IND 2.1 (EG 4.2-1):

TASK: Support the creation of new financial products for WASH service providers and consumers

ACTIVITY: Develop WASH-specific loan product for enterprises and/or households

UNIT	DISAGGREGATE BY: County				
	Geographic Location	**Activity Title**	**Date**		**Sub-total**
	Busia		April – June, 2018		-
	Kakamega		April – June, 2018		-
	Kisumu		April – June, 2018		
	Kitui		April – June, 2018		-
	Makueni		April – June, 2018		-
	Migori		April – June, 2018		-
	Nairobi		April – June, 2018		-
	Nyamira	-	April – June, 2018		-
	Siaya	-	April – June, 2018		-
	Totals				-

Results:

Additional Criteria	**Baseline**		**Results Achieved Prior Periods through 31-Mar -18**	**Results Achieved this Reporting quarter 30-Jun -18**		**Reporting Period**	**FY 2017 Target**	**FY 2018 Target**	**FY 2019 Target**	**End of Activity Target**
			Achieved	**Target**	**Achieved**	**Target**	**Target**	**Target**	**Target**	**Target**
			2		**-**		**8**	**6**		**25**
Embu										
Busia	**0**	**0**	0		-		-	1		-
Embu	**0**	**0**	1		-		-	1		-
Kakamega	**0**	**0**	0		-		-	1		-
Kisumu	**0**	**0**	1		-		-	1		-
Kitui	**0**	**0**	0		--		-	1		-
Makueni	**0**	**0**	0		-		-	1		-
Migori	**0**	**0**	0		--		-	0		-
Nairobi	**0**	**0**	0		-		-	0		-
Nyamira	**0**	**0**	0		-		-	0		-
Siaya	**0**	**0**	0		-		-	0		-

Value of new sector funding mobilized to expand the services or increase the efficiency of water service providers (USD)
Output IND 2.2:
TASK: Support the creation of new financial products for WASH service providers and consumers
ACTIVITY: Develop WASH-specific loan product for enterprises and/or households

UNIT	DISAGGREGATE BY: County, Activity				
	Geographic Location	**Activity Title**	**Date**		**Sub-total**
	Embu	Credit mobilization for water utilities	April – June, 2018		**$4,368,932**
	Busia	-	April – June, 2018		**-**
	Kakamega	-	April – June, 2018		**-**
	Kisumu	Credit mobilization for water utilities	April – June, 2018		**$1,077,670**
	Kitui	-	April – June, 2018		**-**
	Makueni	-	April – June, 2018		**-**
	Migori	-	April – June, 2018		**-**
	Muranga	Credit mobilization for water utilities	April – June, 2018		**$1,262,136**
	Nairobi	-	April – June, 2018		**-**
	Naivasha	Credit mobilization for water utilities	April – June, 2018		**$864,078**
	Nyeri	Credit mobilization for water utilities	April – June, 2018		**$1,883,495**
	Totals				**$9,456,311**

Results:

Additional Criteria	Baseline		Results Achieved Prior Periods through 31-Mar -18	Results Achieved this Reporting quarter 30-Jun -18		Reporting Period	FY 2017 Target	FY 2018 Target	FY 2019 Target	End of Activity Target
			Achieved	Target	Achieved	Target	Target	Target	Target	Target
	0	**0**	**$5,375,921**	**$2,975,000**	**$9,456,311**		**$11,900,000**	**$12,750,000**		**$34,000,000**
Embu	**0**	**0**	**0**	$330,555	$4,368,932		$1,322,222	$1,416,667		$3,777,777
Busia	**0**	**0**	0	$330,555	-		$1,322,222	$1,416,667		$3,777,777
Embu	**0**	**0**	$4,430,704	$330,555	-		$1,322,222	$1,416,667		$3,777,777
Kakamega	**0**	**0**	0	$330,555	-		$1,322,222	$1,416,667		$3,777,777
Kisumu	**0**	**0**	$945,217	$330,555	$1,077,670		$1,322,222	$1,416,667		$3,777,777
Kitui	**0**	**0**	0	$330,555	-		$1,322,222	$1,416,667		$3,777,777
Makueni	**0**	**0**	0	$330,555	-		$1,322,222	$1,416,667		$3,777,777
Migori	**0**	**0**	0	$330,555	-		$1,322,222	$1,416,667		$3,777,777
Muranga	**0**	**0**	0	$330,555	$1,262,136		$1,322,222	$1,416,667		$3,777,777
Nairobi	**0**	**0**	0	$330,555	-		$1,322,222	$1,416,667		$3,777,777
Naivasha	**0**	**0**	0	$330,555	$864,078		$1,322,222	$1,416,667		$3,777,777
Nyamira	**0**	**0**	0	$330,555	-		$1,322,222	$1,416,667		$3,777,777
Nyeri	**0**	**0**	0	$330,555	**$1,883,495**		$1,322,222	$1,416,667		$3,777,777
Siaya	**0**	**0**	0	$330,555	-		$1,322,222	$1,416,667		$3,777,777

IV. CONSTRAINTS AND OPPORTUNITIES

Challenge/opportunity	Actions taken or recommendations to address the challenges
Long rains characterized by flooding experienced during the quarter in most implementation areas caused water logging and collapse of latrines in some of the areas of implementation like Nyando in Kisumu County and Nyatike in Migori County where the soil structure and formation is weak.	KIWASH sensitized CHVS, CLTS committees and PHOs on appropriate and low cost SAFI and SATO sanitation products to encourage adoption of products that will not only reduce collapsing of latrines but also facilitate improved sanitation facilities. KIWASH has embarked on training artisans on construction and installation of the low cost sanitation products.
Declaration of Siaya County as ODF created opportunities for sanitation marketing lessons to be learned and duplicated across other counties through the involvement and participation of sanitation private sector actors and financial institutions.	The project formalized links with LIXIL Company, CIL Africa and Luhano Sacco in Siaya County to support improved access to sanitation and hygiene in the other target counties.
Shortage of public health staff slackens progress in some counties.	KIWASH is building the capacity of additional PHOs that have been engaged by county governments on a voluntary basis to support sanitation and hygiene in the counties.
New county governments irregularly sacking and replacing water service providers (WSPs) BoD and CMT. Kisumu County for example has changed the MD and most of the BoD members; Kitui County has also been struggling to recruit for new CMT positions; SIBO, BUWASCO, KIMAWASCO, NCWSC, are still lacking MDs. These changes are having a negative impact on service delivery.	KIWASH is reaching out to the county government and water company boards and emphasizing the importance of continuity, retention and consistency.
In SIBOWASCO, the board members continue to meet several times in a month and to participate in operational issues in contravention of WASREB guidelines on number of board meetings per quarter and corporate governance role of directors.	KIWASH is putting in its best to ensure the strategic plan development continues as the company management and board focus on the core objectives despite the disruptions.
High non-revenue water and huge operational and maintenance costs still remains a key issue to most WSPs.	KIWASH has pushed for a structured engagement with the county government on a sustainable approach to reduce NRW as an immediate priority. KIWASH technical assistance for SIBOWASCO, BUSWASCO and MIWASCO has led to change in management and introduced clustering aimed at improving efficiency and effectiveness in operations. KIWASH also continued to work with 13 WSPs to provide them with zonal and consumer meters to eliminate flat rate connections and help them do proper measurement of what is being produced and consumed.
Delay of release of the national water policy to enable the development of county specific policies.	Activity pushed forward to July-September 2018.

Challenge/opportunity	Actions taken or recommendations to address the challenges
The county government co-finances some activities, but budget release takes time leading to a delay in the implementation of some activities.	Re-scheduling of the activities to later dates.
Low capacity of the enterprises' owners and staff to operate water and sanitation services.	KIWASH has developed an excel-based billing and financial tracking system for WASH enterprises to strengthen their day-to-day operations and close the revenue loopholes.
Limited options for financing investments in the water and sanitation sub sectors by financial institutions.	KIWASH is in discussion with two local banks and one MFI to negotiate opportunities for financing of WASH enterprises.
Delayed handing over of the water systems developed by the county government of Migori to the management committees for some WASH enterprises affects service delivery.	KIWASH is engaging the department of water to fast track the handing over of the project to the community management committee. Using the county WASH forum to influence faster handing over of the county government initiated water projects to the WASH enterprise management committees to enhance ownership and smooth running.
Most of the WASH enterprises still lack operating licenses for running as businesses. Others lack the necessary records for their water sources such as boreholes.	Continuing the capacity development interventions and employing the parts of the Integrity Management Toolbox to take the interested WASH enterprises gradually towards achieving registration.
KIWASH is working on opportunities to establish Public-Private-Community Partnerships (PPcPs) to improve post-construction project management to enhance sustainability.	For example, KIWASH is working on a PPcP arrangement between Tharaka Women Water Project management (Community); County Government of Kitui and FundiFix (Private management firm working in Mwingi North). The idea is to work on a management contract that will enable the project to become self-reliant. The process is still in the initial stages of community sensitization.

V. PERFORMANCE MONITORING

From June 18 to 22, the KIWASH COR and four USAID officials undertook a project-monitoring visit to different KIWASH projects in Kitui and Makueni counties to track project implementation and strengthen WASH programming. The team visited beneficiaries and held meetings with the leadership including the Kitui County Governor H.E Charity Ngilu and the Governor of Makueni County, H. E Kivutha Kibwana on KIWASH interventions in the counties. During the visit, USAID launched the Makutano-Sinai Water Project in Makueni County providing over 18,000 residents with clean water. The mission also visited the Tharaka Women Water Project, Tyaa River Project and Kithambangii Water Project. These water projects reach at least 47,000 people with access to clean water.

VI. PROGRESS ON GENDER STRATEGY

During the last NCWSC gender training, KIWASH partnered with UNEP to deliver the training. UNEP staff trained NCWSC staff on the use of a gender marker, a tool used to assess how gender is being incorporated in projects. UNEP also offered to link NCWSC with UN HABITAT on an urban water supply project that is likely to result to a partnership between the entities.

VII. PROGRESS ON ENVIRONMENTAL MITIGATION AND MONITORING

KIWASH continues to adhere to environmental compliance requirements in the course of project activities, primarily through project environmental screening and completion of the Environmental Review Forms (ERFs) and Environmental Review Reports (ERRs) and associated Environmental Management and Monitoring Plans (EMMPs) to provide effective impact mitigation measures for the construction teams. The EMMPs are embedded in contracts to bind the contractors as they carry out KIWASH-assigned projects.

During the quarter, five projects underwent screening and the documents completed, where needed. These projects include:

No.	Project	Status
1.	Gulf-Nyahera Mkendwa Water Supply Project	ERR under review by USAID
2.	Nyanas-Nyakach Water Supply Project	ERR under review by USAID
3.	Geoseismic Water Supply Project	ERR under review by KIWASH
4.	Soweto-Highrise Water Supply Project	ERR approved by KIWASH
5.	Katwekera Water Supply Project	ERR under review by KIWASH

KIWASH infrastructure specialists and environment officers shall monitor compliance with EMMP requirements in these projects during construction, and all construction contractors shall report on compliance with EMMPs in their respective contracts on a monthly basis.

VIII. PROGRESS ON LINKS TO OTHER USAID PROGRAMS

During the quarter, KIWASH handed over a list of small-scale farmers from Kitui and Makueni counties to the staff of the new Kenya Crops and Dairy (KCD) project to facilitate irrigation support. KIWASH also provided them with a list of farmer groups and hospital demonstration sites across all the nine counties for the continuation of nutrition and multi-sectoral nutrition strategy (MUS) activities within the KCD project.

IX. PROGRESS ON LINKS WITH GOK AGENCIES

KIWASH worked in close collaboration with county governments:

- On sanitation and hygiene, collaborated with the departments of public health and health promotion to steer planning, implementation and monitoring of CLTS, sanitation marketing and BCC activities. The PHOs offered technical support in triggering, monitoring, verification and certification of ODF villages. The CHVs conducted household and community forums to disseminate messages on Sanitation and hygiene.

- On improving access to finance, KIWASH worked closely with WASREB to co-facilitate in the training of ABC and Family banks. KIWASH has also met with WSTF to discuss possible collaboration in Migori, where in particular they agreed that KIWASH could support capacity building needed to implement the WSTF funded projects.
- On capacity development, KIWASH continued to collaborate with the technical teams of county governments in training, coaching, assessing and implementing projects for the WASH enterprises under KIWASH incubation. The county teams were continuously involved in KIWASH's capacity development interventions and monitoring of the infrastructure works. This closer working relation and collaboration is assure way of guaranteeing sustainability of the project interventions in each of the counties.
- Trained the technical officers of the Water Resource Authority (WRA) on the use of climate data in water resource management and in planning for joint coordination of revision/development of sub-catchment management plans (SCMPS). Also trained the Kenya Meteorological Department county officials to strengthen linkages with the county governments in climate data use in planning.
- Celebrated World Environment Day (WED) on June 5, 2018 by sponsoring 10,000 seedlings and messaging. The celebrations themed 'beat plastic pollution' brought together participants from the county government, CSO organizations, UN environment, NEMA, Kenya Forest Service, WRA, and WRUAS amongst others.

X. PROGRESS ON USAID FORWARD

To be reported in subsequent quarters.

XI. SUSTAINABILITY AND EXIT STRATEGY

The training of artisans in improved sanitation technologies was extended to polytechnic lecturers and tutors to promote the institutionalization of advanced technology in latrine construction and ensure communities have access to sustained human resource. CHEWS, the sub county public health management team and the County WASH coordinator have also been included in the trainings of artisans with the aim of promoting sustainability of the sanitation marketing interventions in the counties.

Under capacity development of WASH enterprises, the KIWASH approach of training and following up with on-the-job coaching and mentorship helps to instill a sense of ownership and sustainability, which is essential in ensuring continuity beyond the project period. The process of delivering the training interventions for both the county governments, target WSPs and WASH enterprises has been designed to strengthen their capacity to reflect and plan on their own. For instance, the gap analysis exercise provided opportunities for reflection and helped trigger collective action on what needs to be done to help improve and expand WASH services.

XII. GLOBAL DEVELOPMENT ALLIANCE

Not applicable.

XIII. SUBSEQUENT QUARTER'S WORK PLAN

Subsequent Quarter's Work Plan

From June to August 2018, KIWASH will undertake the following activities as per the Year 3 Work Plan:

Task 1.1: Provide business development services for WASH services and products

- Conduct classroom training for 122 WASH enterprises under Phase II of KIWASH incubation on the remaining set of training.
- Conduct customized on-the-job coaching and mentoring for the 229 WASH enterprises to improve their operations and service delivery.
- Propose WASH enterprises for consideration to benefit from both direct infrastructure support and recoverable grants from KIWASH.
- Launch and coach 229 WASH enterprises on new Microsoft Excel-based billing and basic accounting system.
- Support proposed WASH enterprises to develop concept notes and proposals to access direct investment and recoverable grants from KIWASH based on the available opportunities.
- Continue engaging in discussions with potential financing institutions to explore opportunities for financing of WASH enterprises.
- Facilitate development and nurturing of PPcP contracts between WASH enterprises and other private sector actors.

Task 1.2: Scale up CLTS activities in 1500 villages

- Identify and trigger 349[2] villages to scale up community led total sanitation (CLTS) activities, prioritizing villages with low latrine coverage and assisting them to identify and develop strategies to achieve open defecation free status through appropriate sanitation and hygiene approaches.
- Conduct baseline data collection on the selected 349 villages to determine KIWASH target households on access to improved sanitation and hygiene promotion.
- Conduct follow up and verification of 349 villages in the target counties.
- Conduct one refresher training in every county/sub county for MOH staff collecting and reporting CLTS data on basic and improved sanitation indicators as part of building capacity.
- Conduct four review meetings in every county to assess progress on CLTS/sanitation marketing activities to enhance learning and knowledge sharing as well as fast track progress towards ODF.
- Train 120 sanitation village committees on the post ODF community-monitoring tool.

Task 1:2:2 Support to sanitation marketing activities

- Conduct seven artisan trainings (one in each county) on the construction of appropriate sanitation facility options-targeting artisans.
- Demonstrate and construct sample improved sanitation facilities (SAFI latrine and Sato pan) in

[2] To date 931 of the 1280 villages have been triggered leaving a balance of 349

two health facilities in each of the nine target counties to facilitate and support marketing and adoption of improved sanitation products.

- Organize and hold one meeting in every county between identified hardware owners and sanitation product suppliers on the stocking of sanitation products, CHVs and the end user customers on adoption and uptake of improved sanitation products.
- Hold one meeting in every county with county public health staff to disseminate sanitation marketing survey findings, defining appropriate and suitable products for each cluster or community unit.
- Engage in discussion with potential hardware owners and artisans to explore opportunities for financing of sanitation products enterprises or projects.
- Train and mentor 160 artisans (20 from each of the eight counties) on skills for construction and installation of improved latrines (SAFI latrine and Sato pan sanitation products) to address challenges of collapsing latrines in weak soil structure zones.

Task 1.2.3: Carry out community based hygiene promotion through existing community programs.

- Design and produce training materials to reinforce WASH behavior change in target communities.
- Conduct CHV trainings across nine target counties to build capacities in delivering BCC messaging for WASH.
- Conduct community educational talks/outreaches/promotions on household sanitation and hygiene, reinforcing WASH-BCC messages in child caring practices.
- Strengthen capacity of caregivers on (Essential WASH Action) EWA messaging through existing community structures (caregiver groups, mother-to-mother support groups, community units etc.)

Task 1.2.4: Improve integration of WASH messaging through MCH services

- Equip two health centers in each of the nine target counties with oral rehydration therapy (ORT) supplies to facilitate and support delivery of BCC messaging for adoption of EWA.
- Procure and distribute 1500 WASH kits to caregivers with children below 2-years as a demonstration of integration of WASH for improved health.
- Promote integrated and coordinated programming including initiatives, policies, plans that advocate for the inclusion and delivery of WASH interventions in health projects.

Task 1.3: Introduce and promote low cost sanitation products and services

- Continue support of the rollout, adoption and scale-up of the low-cost sanitation and hygiene products and services within the community and in the local market.
- Strengthen the capacity of the identified WASH enterprises to provide low cost sanitation products and services to increase their outreach and coverage in target counties.
- Develop linkages between WASH enterprises and financial institutions as appropriate for potential expansion.

Task 1.4: Strengthen the effective monitoring and evaluation (M&E) of WASH

- Strengthen the capacity of the WASH enterprises' staff on the monthly progress tracker to collect data on various performance areas.

- Conduct a review and reflection meeting in each county for Phase I WASH enterprises to enhance learning and knowledge exchange/sharing.

Task 2.1: Assist WSPs upgrade business plans and strategic plans to improve their ability to qualify for debt or equity financing from the private sector

- Support four WSP partners develop their investment proposal to their respective counties, donor partners or commercial financiers.
- Support bank partners to develop water sector specific products.
- Support Migori County to finalize their rapid results initiative and provide technical support on clustering incase the county decides to proceed with it.
- Support four WSPs launch their strategic plans

Task 5.1: Expand source water quality protection

- Rehabilitation of degraded sections of three identified riparian sections of KIWASH/WRUA-prioritized water sources in Makueni County.
- Facilitation of updating and development of Lower Tyaa sub-catchment management plan.
- Induct three additional WRUAs in catchments supporting KIWASH-developed water projects in Makueni County.

Task 5.2: Integrate fecal sludge management with sanitation services

- Support county sanitation planning and investments that integrate plans and budgets for fecal sludge management and the sanitation value chain approach for WASH enterprises.

Task 5.3: Expand source water quality protection

- Rehabilitation of degraded sections of five identified riparian sections of KIWASH/WRUA-prioritized drinking water sources.
- Facilitation of updating and development of sub-catchment management plans for three WRUAs in sub-catchments critical to WSP intake points.
- Completion of the five tree nurseries as scheduled.
- Conduct 40 WRUA-level environmental sensitization meetings.

Task 5.3: Increase climate change resiliency in drinking water source planning, development and design of systems/services

- Support selected institutions in realizing their priority climate resilience capacity gaps.
- Complete climate resilience capacity-building activities with three WRUAs.

Task 6.1: Train service providers' staff for improved service provision

- Train 60 WSP staff on good customer care service, outreach, assessment and the meeting demands for WASH services.
- Train 35 county government officials, WASH service providers and civil society organization (CSO) staff on best practices and experiences on budgeting and planning processes in the county.
- Train 60 WSP staff and county government officials on effective M&E and reporting on WASH related activities.
- Train 25 WSP staff and county government water department staff on NRWM and improved consumer engagement.

Task 6.2: Technical assistance offered to sector stakeholders for improved monitoring, evaluation, reporting, and accountability

- Train 25 institutional partners on effective M&E and reporting on WASH related activities.
- Train 30 WASH actors and institutional partners on best practices and experiences on budgeting and planning processes.
- Conduct one meeting to increase institutional partners' effective participation in WASH other events in order to disseminate information, share best practices, and coordinate activities in each of the nine counties.
- Conduct three exchange and learning visit for the WSPs aimed at promoting good governance and enhanced coordination and service delivery.

Task 7.1: Policies, laws, or investment agreements (public or private) implemented that promote access to improved water supply and sanitation

- Conduct five workshops to contribute to the national government's development of a new national water and sanitation policy.
- Hold one workshop per county to sensitize the county and WSPs staff on the implication of the National Water Act 2016 and the new counties' WASH policies and associated legislation.
- Customize county specific Water, Environmental Sanitation and Hygiene policy in at least five counties.

Task 7.2 Support selected WASH sector policy reforms

- Conduct one workshop per county to customize county specific Water, Environmental Sanitation and Hygiene bill in at least five counties.
- Develop and disseminate popular versions of water and Environmental, Sanitation and Hygiene (ESH) in two counties.
- Develop and implement Nairobi County Sanitation Revolving Fund Policy and associated guidelines.
- Conduct one workshop per county to customize the County Environmental Health and Sanitation Policy based on the prototype launched by the MOH.

Task 7.3: Support USAID program learning

- Document and share lessons learnt and practices from each of the counties.
- Develop case studies and success stories for knowledge sharing and dissemination.
- Participate in quarterly county WASH forums for reporting KIWASH implementation progress including WASH enterprises.

Task 8.0: Implement infrastructure projects

- Monitor the performance of completed projects during the defects liability period.
- Supervise, manage and monitor the implementation of ongoing and soon-to-be started water infrastructure projects.
- Carry out final designs and prepare tender documents with the assistance of consulting firms on the following WASH enterprise projects which have been recommended for implementation on recoverable grants.
    i. Mumbuni Katalwa WASH enterprise project – Kitui County

ii. Swaa Mukuyuni WASH enterprise project– Makueni County

iii. Sirembe WASH enterprise project– Siaya County

iv. Katwekera Tosha WASH enterprise project– Nairobi County

- Carry out final designs and prepare tender documents with assistance of consulting firms on Akala Water Supply Project in Siaya County (WASH Enterprise – Direct Grants) which has been recommended for implementation.
- Commence construction works on the following WASH enterprises through recoverable and direct Grants water projects:

i. Geoseismic WASH enterprise project – Nairobi County

ii. Soweto Highrise WASH enterprise project – Nairobi County

XIV. FINANCIAL INFORMATION

As KIWASH operational spending has stabilized and will continue to rise due to increases in technical activities and grants administered.

Total Estimated Cost: **$50,995,898**

Cumulative Obligation: **$34,205,253**

Cumulative Expenditure: **$24,732,480**

Obligation ($)	Quarter 3 2018 Actual expenditures	Quarter 4 2018 Projected expenditures	Quarter 1 2019 Projected expenditures	Quarter 2 2019 Projected expenditures
Total: 34,205,253.44	*3,087,936*	*2,997,718*	*3,198,308*	*3,271,484*
Salaries and Wages	257,749	283,230	277,917	291,767
Fringe Benefits	23,106	25,543	23,610	27,357
Overhead	157,000	159,974	156,219	165,336
Travel, Transportation and Per diem	186,410	142,632	133,750	126,481
Allowances	97,212	84,045	38,286	38,644
Other Direct Costs	779,900	605,220	871,160	855,127
Procurement (Office & IT equipment)	30,848	20,208	46,338	46,338
Consultants	8,205	27,000	27,000	27,000
Sub contractors	1,072,069	1,093,578	1,039,303	967,026
Grants under Contract	21,833	150,000	150,000	300,000
General and Administrative	288,567	267,825	286,710	279,195
Fixed fee	147,037	138,463	148,015	147,213

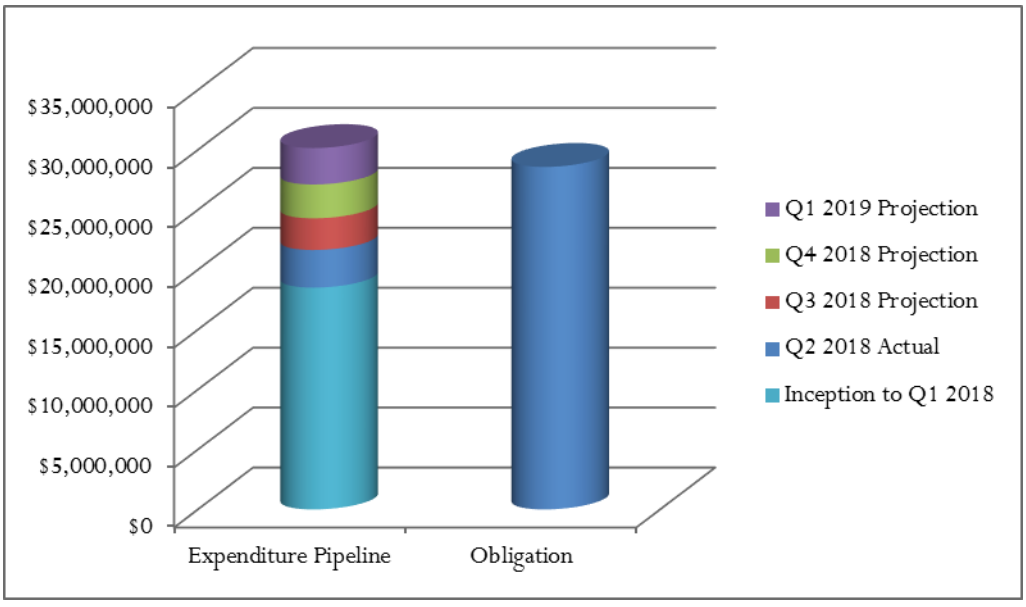

BUDGET NOTES	
Salary and Wages	Salaries and wages remain stable.
Fringe Benefits	Fringe benefits are a constant ratio against expatriate labor. Calculated per award conditions.
Overhead	Overhead is a constant ratio against labor. Calculated per award conditions.
Travel, Transport, Per Diem	Travel remains stable but decrease slightly.
Allowances	Allowances are constant except for education allowance, which is the cause of the spike in allowances in Q3 and Q4.
Other Direct Costs	Q1 2019's actuals reflect Kisumu rental expenses, local health insurance payment, DBA payment. Expenditures will remain stable in Q4 and increase in Q1 2019 given 13 month bonuses, Nairobi office rent payment, and an increase in activity spending.
Procurement	Equipment and supplies will increase as we continue purchasing items for WASH activities.
Consultants	Consultants will increase in future quarters.
Subcontracts	Subcontractor costs will remain stable.
Grants under contract	We will start making more payments in future quarters under approved grant agreements.
G&A	Calculated per award conditions.
Fee	Calculated per award conditions.

NEW SUB-AWARD DETAILS

Total Amount in the approved budget for sub-awards: $2,200,000

Total Amount sub-awarded to date: $1,297,877.13

The following sub-awards were made this past quarter:

Project	County	Amount
Nyangoma Community Water Supply Project	Kisumu	$47,164.95
Kanaani Kiboko B Self Help Group	Makueni	$24,660.20
Soweto Highrise Savings Scheme	Nairobi	$37,621.98
Gulf Water & Sanitation Company	Kisumu	$198,779.00
Nyakach Water and Sanitation Company	Kisumu	$259,662.00

ANNEX 1: INFRASTRUCTURE PROJECTS

Identification and selection of KIWASH water infrastructure projects

Identification and selection of water infrastructure projects is carried out by county-based governance and capacity building specialists also referred to as project champions. The KIWASH water infrastructure specialists assist them on technical assessments. This process is undertaken with full consultation with the project owners who are mainly water service providers (WSPs), WASH enterprises and county water departments. The following steps are followed during the identification process:

Assessment of domestic water requirement

This is established for the target beneficiaries for the design life of the proposed project and taking into account water losses (about 20 percent) through leakages and wastages.

Water source identification

Water sources will either be groundwater (springs or boreholes) or surface water (rivers, streams, lakes). The water source identification will comprise of;

- Location identification based on surveys and local knowledge;
- The approximate ultimate domestic water demand and confirm that the required amount could be obtained at this source;
- Water quality tests on the raw water to establish if with appropriate cost-effective treatment, the water can be supplied that meets the GOK and USAID quality requirements, (bacteriological, chemical and aesthetic);
- Assessment of the proposed water source to confirm that it can be protected against present day and future contamination through human excreta, industrial discharges and agricultural run-off, (that often contain high levels of nitrate and phosphate containing fertilizers);
- Confirmation that there are measures in place to protect the catchment area against degradation, (such as deforestation, pollution or riparian degradation), for example through the activities of a Water Resource Users Association (WRUA) who are responsible for the preparation of a catchment protection plan and the design of, and implementation of, protection measures;
- Confirmation that water abstraction permit has been granted by the relevant authorities (e.g. Water Resources Authority)

Feasibility studies

- An initial water infrastructure project feasibility study is carried out to determine if the available water source can be developed and if water can be treated using simple and reliable technology;
- Establish the possibility of transmitting and distributing water to consumers by gravity or with minimal pumping costs such as solar power driven pumping equipment in order to manage the capital and operation & maintenance costs;
- Establish land ownership for the proposed water infrastructure works and pipelines wayleaves.

Initial Environmental Examination (IEE)

To ensure compliance with USAID environmental mitigation policies, an Initial Environmental Examination (IEE) is carried out describing the proposed project implementation activities and the potential environmental issues that may occur because of the project implementation.

Projects whose construction activities commenced during the quarter

By the end of this quarter, 37 water infrastructure projects had been identified and approved for implementation in all the nine KIWASH counties. These projects will serve at least 380,951 people. A summary of approved projects with estimated beneficiaries is provided in Annex 1.

KIWASH also continued with implementation of the designed water projects for WSPs, WASH enterprises and county-level rural water projects in all the nine counties. The scope works on the projects include:

- Rehabilitation of water supply system elements (supply intakes, water storage tanks, chemical dosing units);
- Extension of transmission and distribution water mains;
- Replacement of pumps with new energy efficient units;
- Supply and installation of solar powered pumps for water supply systems and boreholes.

	Project	County	Investment type	Scheduled completion	Contract value	Estimated access
1	Kakamega Town Water Supply (KACWASCO)	Kakamega	Recoverable grant	Nov 28	$280,660	14,500
2	Butere Town Supply (KACWASCO)	Kakamega	Direct assistance	Sep 4	$56,301	5,623
3	Ahero Catholic Water Project	Kisumu	Direct assistance	Sep 11	$135,261	4,500
4	Nyangoma Community Water Supply	Kisumu	Direct assistance	Sep 24	$136,398	3,500
5	Sondu Miriu Right Bank Community Water Supply	Kisumu	Direct assistance	Sep 28	$179,176	10,950
6	Tyaa River Water Supply Project	Kitui	County Rural	Aug 6	$148,488	5,000
7	Kithambangii Water Supply Project	Kitui	Direct assistance	Aug 28	$180,997	6,600
8	Kaanani Kiboko Water Supply Project	Makueni	Direct assistance	Aug 29	$149,484	6,000
9	Masaku Water Supply Project	Makueni	Recoverable grant	Aug 21	$50.280	1,000
10	Sare Awendo (MIWASCO)	Migori	Direct assistance	July 31	$166,054	10,500
11	Muhuru Community Water Supply	Migori	Direct assistance	Oct 1	$252,850	9,031
12	Ndiwa Borehole Community Water Project	Migori	County Rural	Aug 30	$129,177	4,500
13	Little Sisters of St. Francis Water Supply Project	Nairobi	Direct assistance	July 25	$69,893	6,174
Total					**$1,884,789**	**87,878**

WASH enterprises where preliminary designs were carried out during the quarter

	WASH enterprise	County
1	Amatsi	Busia
2	Bundwongi	Busia
3	Malanga Maira	Busia
4	Mayenje	Busia
5	Nasewa	Busia

6	Ogallo	Busia
7	Wandiege	Kisumu
8	Mumbuni Katalwa	Kitui
9	Swaa Mukuyuni	Makueni
10	Katwekera Tosha	Nairobi
11	Geoseismic	Nairobi
12	Soweto Highrise	Nairobi
13	Moiskin Aqua	Nyamira
14	Sirembe	Siaya
15	Akala	Siaya

Challenges:

- Inadequate data and information to facilitate proper project planning & designs (population, BH drilling and test pumping reports, water quality reports, hydrology data etc.);
- Lack of readily available public land to put up facilities for water infrastructure;
- Delays in obtaining approvals (e.g. NEMA, KENHA);
- Failure by some partners to implement their portions of projects in good time.

This table is a summary of all infrastructure projects.

Infrastructure project	Technical details	Implementation details	Estimated number of beneficiaries
Busia County			
1. Alema borehole reticulation project (County Rural)	**Civil works** • Construction of a rising main: 75mm diameter HDPE, 2.05km • Construction of a falling main; 75-90mm diameter HDPE, 2.6km • Construction of 100m^3 masonry storage tank • Construction of 3No.water kiosks • Construction of distribution pipelines **Electro-mechanical works** • Installation of solar power unit; • Supply and installation of a submersible high energy efficient solar powered pump: 12m^3/hr. H= 250m	**Current status:** Substantially complete **Start date:** September 22, 2017 **Completion date:** April 13, 2018 **Construction duration:** 28 weeks **Contract sum:** KES16,896,180 or $168,962	12,000 people
2. BUWASCO WSP: Mundika Water Supply (WSP Direct)	**Civil works** • Construction of 2.1km of distribution lines within Busia town • Rehabilitation of a 500m^3 elevated steel tank • Installation of 1350 new meters	**Current status:** Construction stage **Start date:** March 26, 2018 **Expected completion date:** August 13, 2018 **Construction duration:** 20 weeks **Contract sum:** KES16,694,542 or $163,512	11,750 people
3. Sisenye Water Scheme (County Rural)	**Civil works** • Construction of DN200mm HDPE PN16 rising main L=3,892m; • Installation of chlorine dosing unit.	**Current status:** Construction stage **Start date:** March 27, 2018 **Expected completion date:** August 13, 2018 **Construction duration:** 20 weeks **Contract sum:** KES30,231,106 or $296,529	14,300 people
Kakamega County			

Infrastructure project	Technical details	Implementation details	Estimated number of beneficiaries
4. KACWASCO WSP. Kakamega town water supply (WSP Recoverable)	**Civil works** • Installation of 5,700m of OD 160mm HDPE PN 10 distribution pipelines and associated works • Supply and installation of bulk and consumer water meters • Construction of 100m^3 elevated pressed steel tank on a 10m high platform.	**Current status:** Construction stage **Start date:** June 12, 2018 **Expected completion date:** November 18, 2018 **Construction duration:** 24 weeks **Contract sum:** KES28,065,956 or $277,881	14,500 people
5. KACWASCO WSP: Butere town supply (WSP Direct)	**Civil works** • Installation of lower market water distribution pipelines: OD 50, 63 & 75 mm HDPE PN 10, 1,871m • Installation of upper market water distribution pipelines: OD 50, 63, 75 and 90 mm HDPE PN 10, 1,900m	**Current status:** Construction stage **Start date:** June 12, 2018 **Expected completion date:** September 4, 2018 **Construction duration:** 12 weeks **Contract sum:** KES 5,686,450 or $55,749	5,623 people
6. Khwisero North Community Water Supply Project (WASH Direct)	**Civil works** • Installation of OD 63 mm HDPE PN 10 rising main from spring source, 1,230m • Installation of OD 40 & 25mm 3,550m HDPE PN 10 distribution pipelines, 3,550m • Construction of 50m^3 elevated pressed steel tank on a 10m high platform • Rehabilitation of spring site • Construction of 1No. water kiosk **Electro-mechanical works** • Installation of 4KW solar power system for borehole pump and associated works	**Current status:** Construction stage **Start date:** February 12, 2018 **Expected Completion Date:** August 7, 2018 **Construction duration:** 26 weeks **Contract sum:** KES17,747,668 or USD175,719	13,405 people
7. Matunda Water Supply Project (County Rural)	**Civil works** • Construction of 1.5m high masonry buffer wall around pump house and sump at intake site • Construction of plain sedimentation basin • Installation of OD 63,90,125 mm HDPE PN 10 distribution pipelines, 6,700m	**Current status:** Contract awarded and USAID approval granted. Awaiting completion of on-going works on rising main being undertaken by LVNWSB. **Construction duration:** 24 weeks	15,000 people

Infrastructure project	Technical details	Implementation details	Estimated number of beneficiaries
	• Construction of 2No. water kiosks. **Electro-mechanical works** • Installation of 2No. low lift drainage pumps at intake works on Nzoia River that can deliver 40m^3/hr to a total head of 6m	**Contract sum:** KES19,902,747 or $197,057	
8. Soy Water Supply Project, Likuyani (County Rural)	**Civil works** • Laying of main distribution pipeline: OD 125mm HDPE PN 10, 3,346m; • Laying secondary distribution pipelines: 2,040m OD 63 mm HDPE PN 10, 2,040m; • Construction of 50m^3 elevated pressed steel tank on a 10m high platform; • Construction of 2No. water kiosks; • Installation of 1No. chlorine dozer and 1No. alum dozer at water treatment plant. **Electro-mechanical works** • Installation of hybrid solar power unit (3KW) for Mung'oma spring pump and associated works.	**Current status:** Contract awarded and USAID approval granted. Awaiting completion of on-going works on rising main at Matunda water supply being undertaken by LVNWSB. **Construction duration:** 24 weeks **Contract sum:** KES22,214,653 or $215,676	15,000 people
Kisumu County			
9. Boya Community Water Supply (WASH Direct)	**Civil works** • Laying of new rising main to the new proposed tank, OD 63mm HDPE PN12 mm, 590m • Laying of OD 32 and 63mm HDPE PN 12 distribution pipelines, 2,060m • Installation of 24 m^3 elevated steel tank • Replacing 10 m^3 plastic tank • Construction of 5No. water kiosks **Electro-mechanical works** • Installation of solar power unit (5kW)	**Current status:** Construction stage **Start date:** April 23, 2018 **Expected Completion Date:** August 13, 2018 **Construction duration:** 16 weeks **Approx. cost:** KES 9,551,131 or $94,566	7,210 people
10. Sondu Miriu Right Bank Community Water Supply (WASH Direct)	**Civil works** • Laying of distribution pipelines OD 32mm HDPE PN12.5, 2,550m • Construction of two tanks: (24m^3 elevated steel tank and 150m^3 masonry tank) • Construction of 2No. water kiosks **Electro-mechanical works** • Installation of solar power (37.5kW)	**Current status:** Construction stage **Start date:** June 8, 2018 **Expected Completion Date:** September 28, 2018 **Estimated construction duration:** 16 weeks	10,950 people

Infrastructure project	Technical details	Implementation details	Estimated number of beneficiaries
		Approx. cost: KES20,588,628 or USD203.848	
11. Ahero Catholic Water Project (WASH Direct)	**Civil works** • Laying of rising main to Oketha tank, OD90 mm HDPE PN, 940m • Laying of rising main to Law Courts tank, OD63mm HDPE PN, 245m • Laying of supply line to Okanja School, OD63 mm HDPE PN, 1220 m • Installation of 24m^3 elevated steel tank • Construction of 2No. water kiosks **Electro-mechanical** • Installation of solar power (4kW)	**Current status:** Construction **Start date:** April 24, 2018 **Expected Completion Date:** August 14, 2018 **Estimated construction duration:** 16 weeks **Approx. cost:** KES13,526,111or USD133,922	4,500 people
12. Masogo Water and Sanitation Company (WASH Direct)	**Civil works** • Laying of distribution pipelines to OD 63mm HDPE PN 12.5, 6,990m • Installation of 24m^3 elevated steel tank • Construction of 1No. water kiosks	**Current status:** Construction stage **Start date:** March 13, 2018 **Expected completion date:** July 23, 2018 **Construction duration:** 24 weeks **Contract sum:** KES11,382,828 or $112,701	2,500 people
13. Nyangoma Community Water Supply (WASH Direct)	**Civil works** • Construction of distribution pipelines OD 63 and 32mm HDPE PN 12.5, 5,210m • Construction of 3No. water kiosks • Installation of a 10m^3 tank	**Current status:** Construction stage **Start date:** June 4 2018 **Expected completion date:** Sept 24, 2018 **Estimated construction duration:** 20 weeks **Approx. cost:** KES 13,776,224 or $136,398	3,500 people

Infrastructure project	Technical details	Implementation details	Estimated number of beneficiaries
14. Nyahera Mkendwa Scheme (WSP recoverable)	**Civil works** • Laying of rising main to Urudi tank: OD 90 mm, HDPE PN 12.5, 1460m • Laying of Bar II line OD 63 mm HDPE PN12.5, 2510m • Laying of Riat line OD 110 mm HDPE PN16, 3810m • Construction of 1No. spring box for Orinde springs • Construction of 4No. water kiosks	**Current status:** Procurement stage **Estimated construction duration:** 16 weeks **Approx. cost:** KES17,084,389 or $165,868	9,070 people
15. Nyakach Water Scheme (WSP recoverable)	**Civil works** • Laying of distribution pipelines • OD 90 mm, HDPE PN 16, 3,460m • OD 110mm HDPE PN12.5, 5,390m • Construction of inlet works • Construction of 5No. water kiosks	**Current status:** Procurement stage **Estimated construction duration:** 24 weeks **Approx. cost:** KES24,313,821 or $236,057	11,350 people
16. KIWASCO: informal settlements (WSP direct)	**Civil works** • Laying of water distribution pipelines i. Arito riat: 50mm Upvc, 4km ii. Nyanas: 50mm Upvc, 7.5km iii. Love Bar- Gudka: 50mm Upvc, 3.75km iv. Transformer Katuktuk-Kona Mbaya: 50mm Upvc, 3.6km v. Bandani-Kombedu: 50mm Upvc, 4.5km vi. Nyalenda Pamoja-Uzalendo: 50mm Upvc, 3.45km vii. Kunya: 50mm Upvc,4.32km; • Construction of 2No. water kiosks • Installation of 11 Upvc ground tanks at various location	**Current status:** Construction stage **Start date:** March 19, 2018 **Expected completion date:** August 14, 2018 **Construction duration:** 16 weeks **Contract sum:** KES27,516,357 or $267,149	7,535 people
Kitui County			
17. Musengo (WASH direct)	**Civil works** • Rehabilitation of the rising main by replacing pipeline sections: OD 110 mm Upvc PN 16, 100m • Laying of distribution pipelines: OD 63 & 90 mm, HDPE PN 10, 7,700m • Construction of six water kiosks • Rehabilitation of the existing 150m^3 masonry tank • Rehabilitation of the two water kiosks **Electro-mechanical works**	**Current status:** Procurement stage (Pending USAID approval signing of contract) **Construction duration:** 20 weeks **Approx. cost:** KES23,648,538 or $234,144	10,000 people

Infrastructure project	Technical details	Implementation details	Estimated number of beneficiaries
	• Installation of solar power unit, 9 kW • Installation of submersible pump, Q=7m^3/hr, H=160m.		
18. Kithambangii (County rural)	**Civil works** • Laying of a rising main, OD 90 mm, HDPE PN 16, 550m • Laying of distribution pipelines: OD 63 & 90 mm, HDPE PN 10, 5,280m • Construction of an elevated steel tank (48 m^3) • Rehabilitation of the existing 50m^3 masonry tank • Construction of two water kiosks • Construction of a pump house; • Rehabilitation of the existing six water kiosk. **Electro-mechanical works** • Installation of solar power unit, 9.2kW; • Installation of submersible pump, Q=12m^3/hr, H= 135m.	**Current status:** Construction stage **Start date:** April 24, 2018 **Expected completion date:** August 27, 2018 **Construction duration:** 20 weeks **Approx. cost:** KES15,510,225 or $153,567	6,600 people
19. Tyaa river-Mwingi water supply scheme (County Rural)	**Civil works** • Laying of rising main pipeline: OD 90mm HDPE PN 16 &12 from the proposed intake at Tyaa river to the main tank at Mwingi; • Rehabilitation of infiltration galleries • Construction of a new pump house • Installation of a chlorine doser at the high level tank at Mwingi Town **Electro-mechanical works** • Installation of solar power unit, 6.9kW • Installation of surface pump, Q=4.5m^3/hr, H=145m	**Current status:** Construction stage **Start date:** April 23, 2018 **Expected completion date:** July 23, 2018 **Estimated construction duration:** 13 weeks **Contract sum:** KES11,250,768 or $111,394	5,000 people
20. Tharaka Women Water Project (County Rural)	**Civil works** • Repair of the dilapidated gravity system pipelines • Rehabilitate 11 kiosks and construction of 3 additional kiosks for the gravity system **Electro-mechanical works** Supply and install a solar unit to power BH submersible pump	**Current status:** Substantially complete **Substantial completion date:** March 22, 2018 **Contract sum:** KES13,068,698 or $129,39	5,500 People

Infrastructure project	Technical details	Implementation details	Estimated number of beneficiaries
21. Kiambere Mwingi Pump (WSP direct)	**Electro-mechanical works** • Supply, installation, testing and commissioning of pump set coupled to a high efficiency motor, capability to deliver 135m³ of water per hour to a height of 606m conveyed through a 12km long G.I. pipe of diameter 300mm; • Supply and installation of associated pipefittings and valves.	**Current status:** Construction stage **Start date**: November 14, 2017 **Expected completion date:** July 31, 2018 **Contract sum:** KES14,105,805 or $139,661	14,360 people
Makueni County			
22. Nzueni Borehole Self Help Group (WASH Direct)	**Electro-mechanical works** Installation of new submersible pumps	**Current status:** Substantially complete **Substantial completion date:** March 22, 2018 **Contract sum:** KES812,504 or $8,045	3,612 people
23. Kanaan Kiboko B (County Rural)	**Civil works** • Laying of gravity main from Kanaani tanks to Kiboko town, 100mm diameter, 4,700m • Construction of a water kiosk at Kiboko town and at Kwa-Kinyanjui and installation of a 5m³ plastic water tank • Extension of pumping line from Kwa Kyalo tanks to Kwa Kinyanjui, 75mm diameter, 950m • Installation of an elevated tank (5m³) at Kwa Kinyanjui	**Current status:** Construction stage **Start date**: April 25, 2017 **Expected completion date:** August 29, 2018 **Construction duration:** 18 weeks **Contract sum:** KES14,948,420 or $148,004	6,000 people
24. WOWASCO WSP: Wote-Kwa Kathoka-Kyemole pipeline extension (WSP recoverable)	**Civil works** • Laying of a gravity main from Unoa hill to Kyemole, OD110 mm, HDPE PN 12, L=11,550m • Construction of 4 No. water kiosk	**Current status:** Procurement stage (Bid evaluations complete, awaiting signing of contract) **Construction duration:** 16 weeks **Contract sum:** KES20,048,075 or $194,642	10,000 people
25. Makutano/Sinai bore-hole (County Rural)	**Civil works** • Extension of distribution pipelines, OD 63 and 50mm HDPE PN6 by around 2.4km • Construction of 2 No. additional water kiosks **Electro-mechanical works** • Installation of solar power unit	**Current status:** Complete **Substantial completion date:** September 13, 2017 **Contract sum:** KES6,319,210 or $61,352	9,180 people

Infrastructure project	Technical details	Implementation details	Estimated number of beneficiaries
26. Mbukoni Kyulu valley borehole pipeline extension (County Rural)	**Civil works** • Extending OD 90mm Upvc Mukanda pipeline by an additional 6.4km • Construction of 2 additional water kiosks **Electro-mechanical works** • Installation of a larger capacity pump and solar power unit	**Current status:** Complete **Substantial completion date:** November 6, 2017 **Contract sum:** KES10,922,114 or $106,040	5,000 people
27. Mbumbuni high lift pumps – MBONWASCO (WSP direct)	**Civil works** • Installation of new high lift efficiency pump-set.	**Current status:** Complete **Substantial completion date:** October 9, 2017 **Contract sum:** KES2,271,433 or $22,053	9,145 people
28. Masaku Water Supply Project (WE recoverable)	**Civil works** • Distribution pipelines extension; OD 63 and 40mm HDPE PN 10, 2,100m • Construction of 2No water kiosks **Electro – Mechanical works** • Installation of solar power unit (3kW)	**Current status:** Construction stage **Start date**: May 29, 2017 **Expected completion date:** August 31, 2018 **Expected construction duration:** 10 weeks **Approx. cost:** KES4,570,015 or $45,700	2,200 people
Migori County			
29. Muhuru Community Water Supply (WISER) (WASH Direct)	**Civil works** Rehabilitation works for: • Intake works: (replacement of foot valve) • Raw water rising main (missing sections, replacement of valves) Water treatment works: (Completion of the (600m^3/d) composite filtration unit to include: • Replacement of the unused filter media; • Completion of the CFU filter wash water and sludge drainage pipe work • Supply and install a chlorine dosing unit • Elevated Backwash Tank (Installation of pipes and assorted fittings for the elevated steel tank) • Construction of treated water pump house.	**Current status:** Construction stage **Start date:** April 13, 2018 **Expected completion date:** October 1, 2018 **Construction duration:** 24 weeks **Contract sum:** KES23,692,463 or $234,579	9,031 people

Infrastructure project	Technical details	Implementation details	Estimated number of beneficiaries
	• Construction of treated water rising main: (OD 90mm HDPE PN 12 rising main 250m long.) Distribution pipelines: • Rehabilitation of Sections of existing DN50mm GI and OD50mm uPVC water distribution main to Muhuru Town. • Installation of 6.7 km OD 63mm HDPE PN10 water distribution pipeline to Winjo and Nyankonde areas. Construction of 2 standard water kiosks. **Electro-mechanical works** Raw Water E/M works: • Supply, install 8KW solar power system for the raw water pumps; • Installation and commissioning of 2 high efficiency raw water low lift; (Q=25m3/h, H=55m). Treated water E/M works: • Supply solar panels and associated controls, install 6KW solar power system for the treated water pumps; • Supply and install 2 high efficiency raw water low lift solar pumps (25m^3/h, 40m).		
30. Midida Community Water Project (WASH Direct)	**Civil works** • Laying 5,820m of water distribution mains (OD 40 – 63mm) HDPE PN6 • Construction of 5 water kiosks	**Current status:** Procurement stage **Construction duration:** 12 weeks **Approx. cost:** KES9,205,075 or $91,139	2,300 people
31. Ndiwa Borehole Community Water Project (County Rural)	**Civil works** • Installation of 10,609m water pipelines consisting of 850m OD75 HDPE PN6 and 9,759m OD50 HDPE PN6 • Construction of 2 water kiosks	**Current status:** Construction stage **Start date:** June 7, 2018 **Expected completion date:** August 30 2018 **Estimated construction duration:** 12 weeks **Approx. cost:** KES12,917,742 or $17,898	4,500 people
32. MIWASCO WSP: Awendo Sare (WSP direct)	**Civil works** • Installation of 17,000m water pipeline consisting of 3,658m OD50 HDPE PN5 and 13,342m OD25 HDPE PN6 • Construction of 4 water kiosks.	**Current status:** Construction stage **Start date:** April 11, 2018	10,500 people

Infrastructure project	Technical details	Implementation details	Estimated number of beneficiaries
		Expected completion date: July 31, 2018 **Construction duration:** 16 weeks **Contract sum:** KES - 14,834,080 or $146,872	
Nyamira County			
33. Nyansiongo Water project (WASH Direct)	**Civil works** • Construction of a new rising pipeline, L= 1,020m, Ø150mm, HDPE, PN16 • Construction of distribution pipelines (OD 75 and 150 mm PN16 and 20; total length=6,280m) • Construction of 2 Grade 9 staff houses • Construction of 4 water kiosks **Electro-mechanical works** • Installation of hybrid solar system, Motors 44kW and 18.5kW • Installation of standby high lift (Intake pump) water pump, Q= 54m^3/h, H=195m and motor size = 44kW • Installation of Low lift (Booster pump) water pump, Q= 54m^3/h, H=80m, motor size= 18.5kW.	**Current status:** Procurement stage **Estimated construction duration:** 16 weeks **Approx. cost:** KES43,886,973 or $434,524	23,000 people
34. Machururiati Water Project (WASH Direct)	**Civil works** • Construction of a new rising pipeline, L= 280m, OD 50mm, HDPE, PN20 • Construction of distribution pipelines (OD 50&75mm PN8, 10 &16; total length = 1,620m) • Construction of 1 100m^3 masonry tank; staff houses • Construction of 3 water kiosks **Electro-mechanical works** • Installation of hybrid solar system, Motor 7.5kW • Installation of a BH submersible pump water pump with a duty flow of Q=6m^3/h, duty head H=104m and motor size Nm=7.5Kw.	**Current status:** Procurement stage **Construction duration:** 16 weeks **Approx. cost:** KES11,363,232 or $112,507	3,800 people
35. Ikonge Water Project (WASH Direct)	**Civil works** • Installation of solar powered pump • Pipeline extensions • Construction of 4 Water kiosks	**Current status:** Procurement stage **Construction duration:** 16 weeks	10,200 people

Infrastructure project	Technical details	Implementation details	Estimated number of beneficiaries
		Approx. cost: KES24,720,352 or $244,756	
Siaya County			
36. Osieko Nambo WUA (WASH Direct)	**Civil works** • Construction of a section of rising main pipeline (OD 75mm steel pipe, L= 24m) • Construction of distribution pipelines (OD 50mm PN10&12.5; total length = 4,820m) • Construction of new 150m^3 tank and rehabilitation of the existing one • Construction of 4 water kiosks **Electro-Mechanical works** • Installation of 1 hybrid solar system of capacity 22kW; • Installation of standby high lift water pump with specifications: • Duty flow of Q = 38m^3/h, duty head H=141m and motor size Nm = 22kW.	**Current status:** Construction stage **Start date:** March 12, 2018 **Expected Completion Date:** August 26, 2018 **Construction duration:** 24 weeks **Contract sum:** KES19,531,329 or $193,379	4,000 people
Nairobi County			
37. Little Sisters of St. Francis (WASH Direct)	**Civil works** • Construction of distribution pipelines (OD 50mm PN8; total length=1,230m); • Supply and installation of 2No. Upvc ground tanks (20m3 and 10m3); • Construction of 2 water kiosks. **Electro-Mechanical works** • Supply and installation of BH submersible pump; • Supply and installation of 2No. booster pumps for the de-fluorination plant.	**Current status:** Construction **Start date:** April 10, 2018 **Expected Completion:** July 24, 2018 **Estimated construction duration:** 8 weeks **Approx. cost:** KES6,989,251 or $69,201	4,000 people

ANNEX 2: SUMMARY OF PROGRESS ON POLICIES, LAWS, OR INVESTMENT AGREEMENTS

Policy/Bill	Counties	STATUS					
		Stakeholder engagement/ Analysis	Drafting	Public Consultation and Debate	Revision of the draft Policy/Bill	Approval Cabinet Legislative Assembly	Full and Effective Implementation
County Water Policy	Busia	x					
	Kakamega	x					
	Kisumu	x	x	x	x	x	
	Siaya	x					
	Kitui	x	x	x	x		
	Migori	x					
	Nyamira	x	x	x	x		
	Nairobi	x	x	x	x		
	Makueni	x	x	x			
	Nairobi	x					
County Water Bill	Busia	x	x	x	x	x	
	Kisumu	x	x				
	Kakamega	x	x				
	Siaya	x	x				
	Nyamira	x	x	x			
	Kitui	x	x	x			
	Migori	x					
	Makueni	x					
	Nairobi	x					

County Environmental Health and Sanitation Policy	Busia	x					
	Kakamega	x					
	Kisumu	x	x	x	x		
	Siaya	x					
	Kitui	x					
	Migori	x					
	Nyamira	x	x	x	x		
	Makueni						
	Nairobi						
County Environmental Health and Sanitation Bill	Busia	x					
	Kakamega	x					
	Kisumu	x	x	x	x		
	Siaya	x	x				
	Kitui	x					
	Nyamira	x	x				
	Nairobi	x	x				
	Migori	x					
	Makueni	x					
	Nairobi	x					

ANNEX II: COUNTY ACTIVITY MAPS

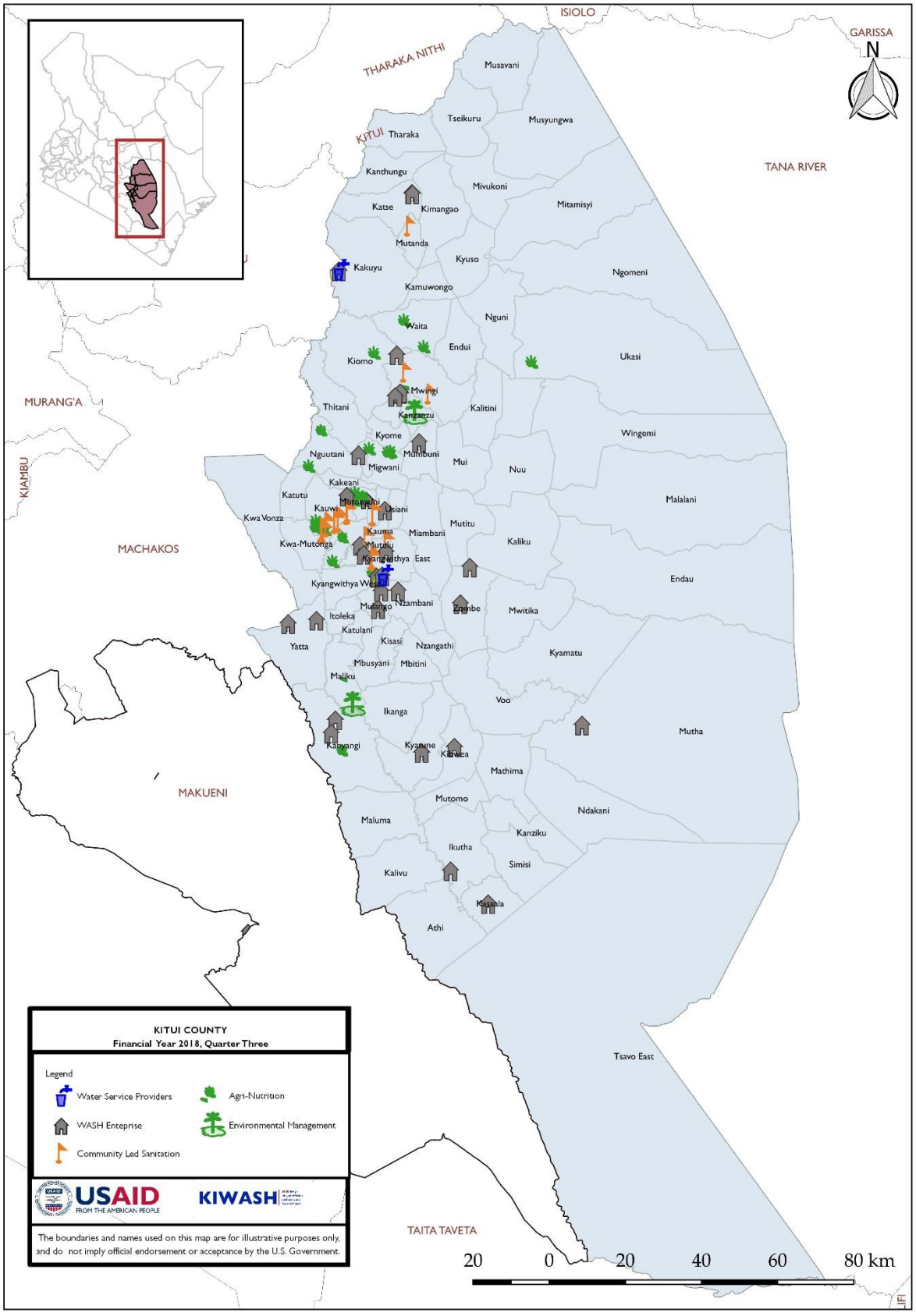

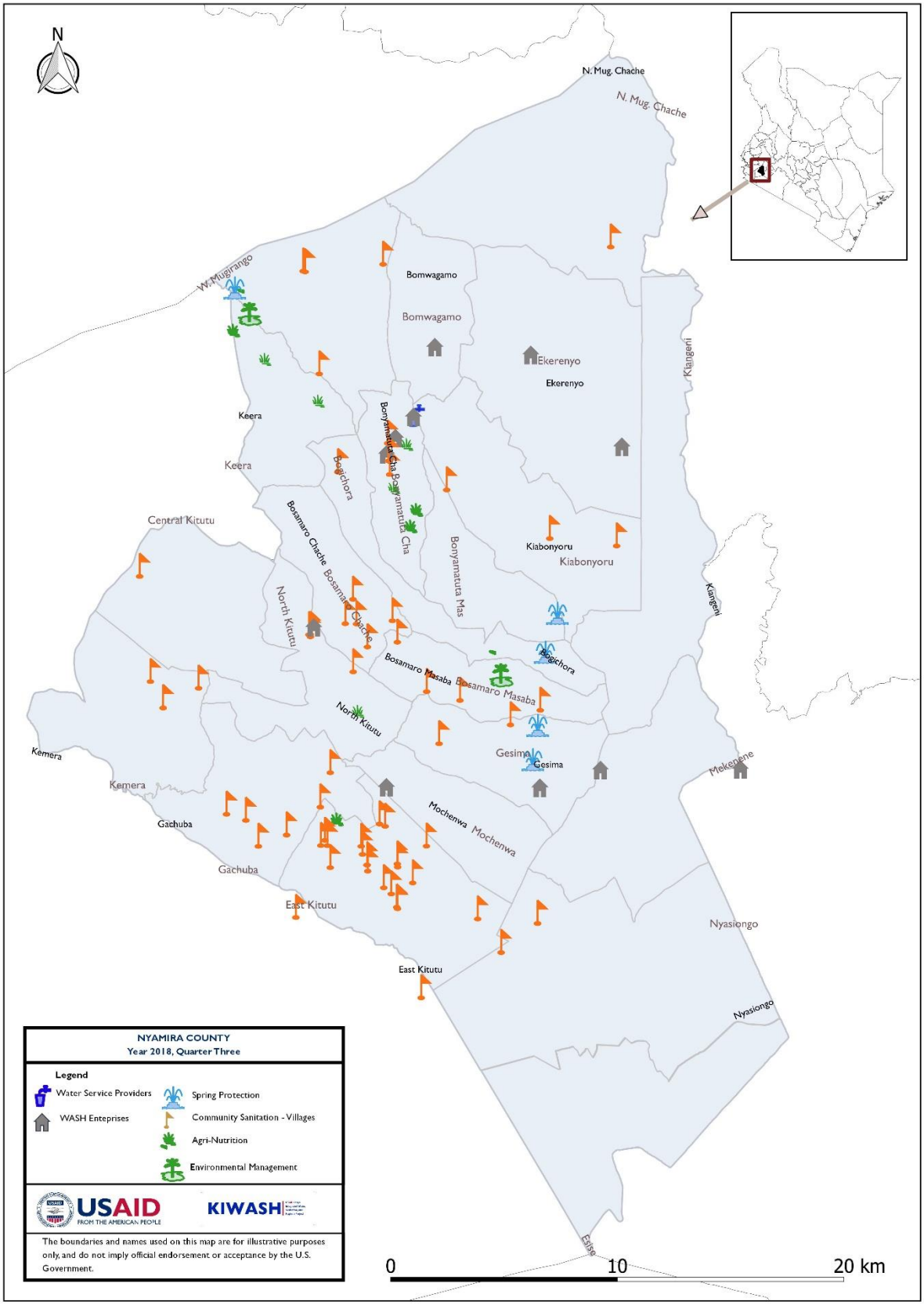
N
N. Mug. Chache
N. Mug. Chache
W. Mugirango
Bomwagamo
Bomwagamo
Ekerenyo
Ekerenyo
Kiangeni
Keera
Keera
Bonyamatuta Cha
Bonyamatuta Cha
Bogichora
Central Kitutu
Bosamaro Chache
Bosamaro Chache
Bonyamatuta Mas
Kiabonyoru
Kiabonyoru
Kiangeni
North Kitutu
Bogichora
Bosamaro Masaba
Bosamaro Masaba
North Kitutu
Kemera
Kemera
Gesima
Gesima
Mekenene
Gachuba
Mochenwa
Mochenwa
Gachuba
East Kitutu
Nyasiongo
East Kitutu
Nyasiongo
Esise
NYAMIRA COUNTY
Year 2018, Quarter Three
Legend
Water Service Providers
WASH Enteprises
Spring Protection
Community Sanitation - Villages
Agri-Nutrition
Environmental Management
USAID
FROM THE AMERICAN PEOPLE
KIWASH
The boundaries and names used on this map are for illustrative purposes only, and do not imply official endorsement or acceptance by the U.S. Government.
0
10
20 km

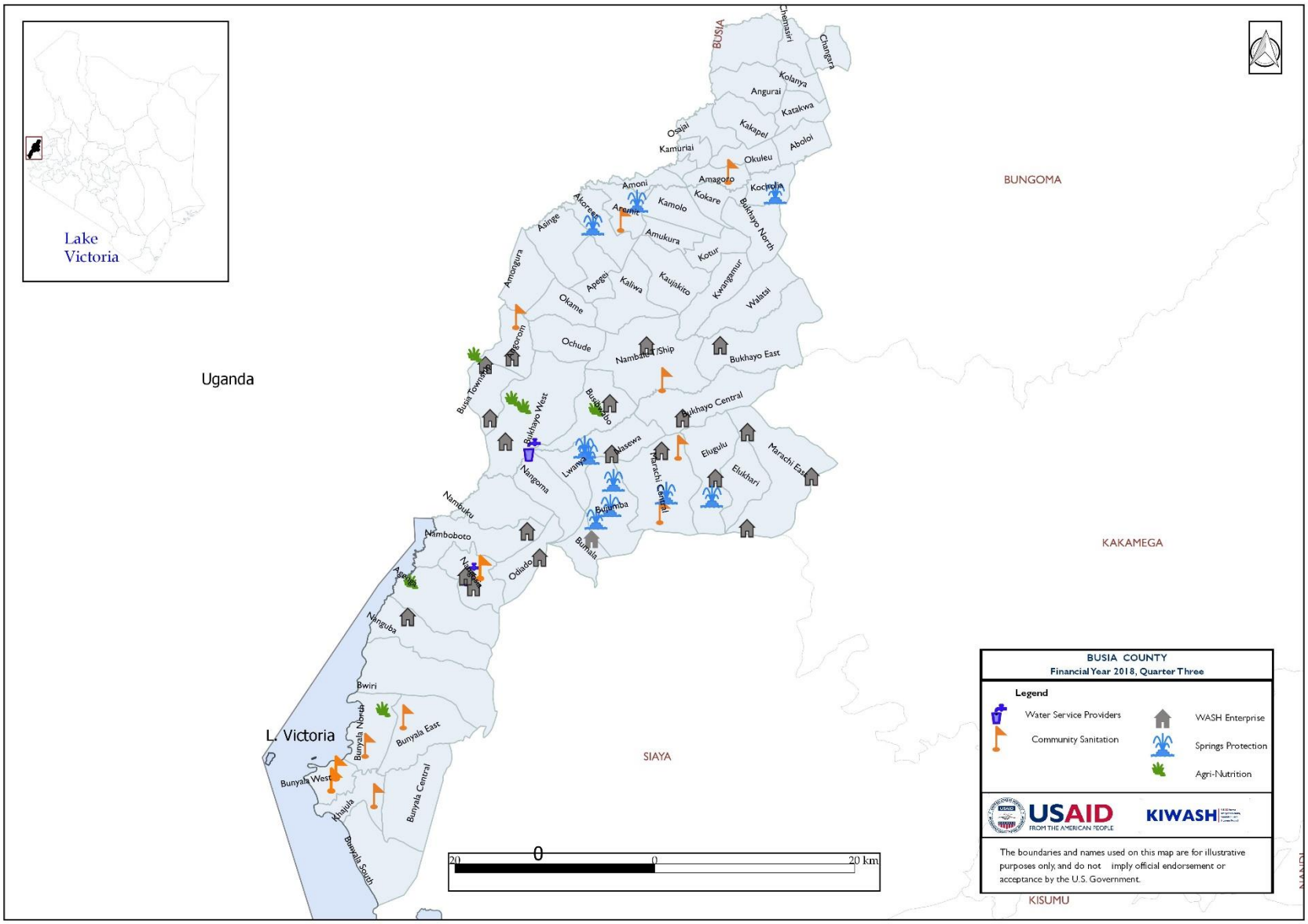
Lake Victoria
Uganda
L. Victoria
BUSIA
BUNGOMA
KAKAMEGA
SIAYA
KISUMU
Chemasiri
Changara
Kolanya
Angurai
Katakwa
Kakapel
Aboloi
Osajai
Kamuriai
Okuleu
Amagoro
Kocholia
Amoni
Kokare
Kamolo
Bukhayo North
Akoreet
Arenit
Asinge
Amukura
Kotur
Amongura
Apegei
Kaliwa
Kaujakito
Kwanganur
Walatsi
Okame
Ochude
Nambale T/Ship
Bukhayo East
Angorom
Busia Township
Bukhayo West
Busiwabo
Bukhayo Central
Nasewa
Lwanya
Marachi Central
Elugulu
Elukhari
Marachi East
Nangoma
Bujumba
Nambuku
Namboboto
Bumala
Odiado
Agenga
Nanguba
Bwiri
Bunyala North
Bunyala East
Bunyala West
Bunyala Central
Khajula
Bunyala South
20 0 0 20 km
BUSIA COUNTY
Financial Year 2018, Quarter Three
Legend
Water Service Providers
Community Sanitation
WASH Enterprise
Springs Protection
Agri-Nutrition
USAID
FROM THE AMERICAN PEOPLE
KIWASH
The boundaries and names used on this map are for illustrative purposes only, and do not imply official endorsement or acceptance by the U.S. Government.

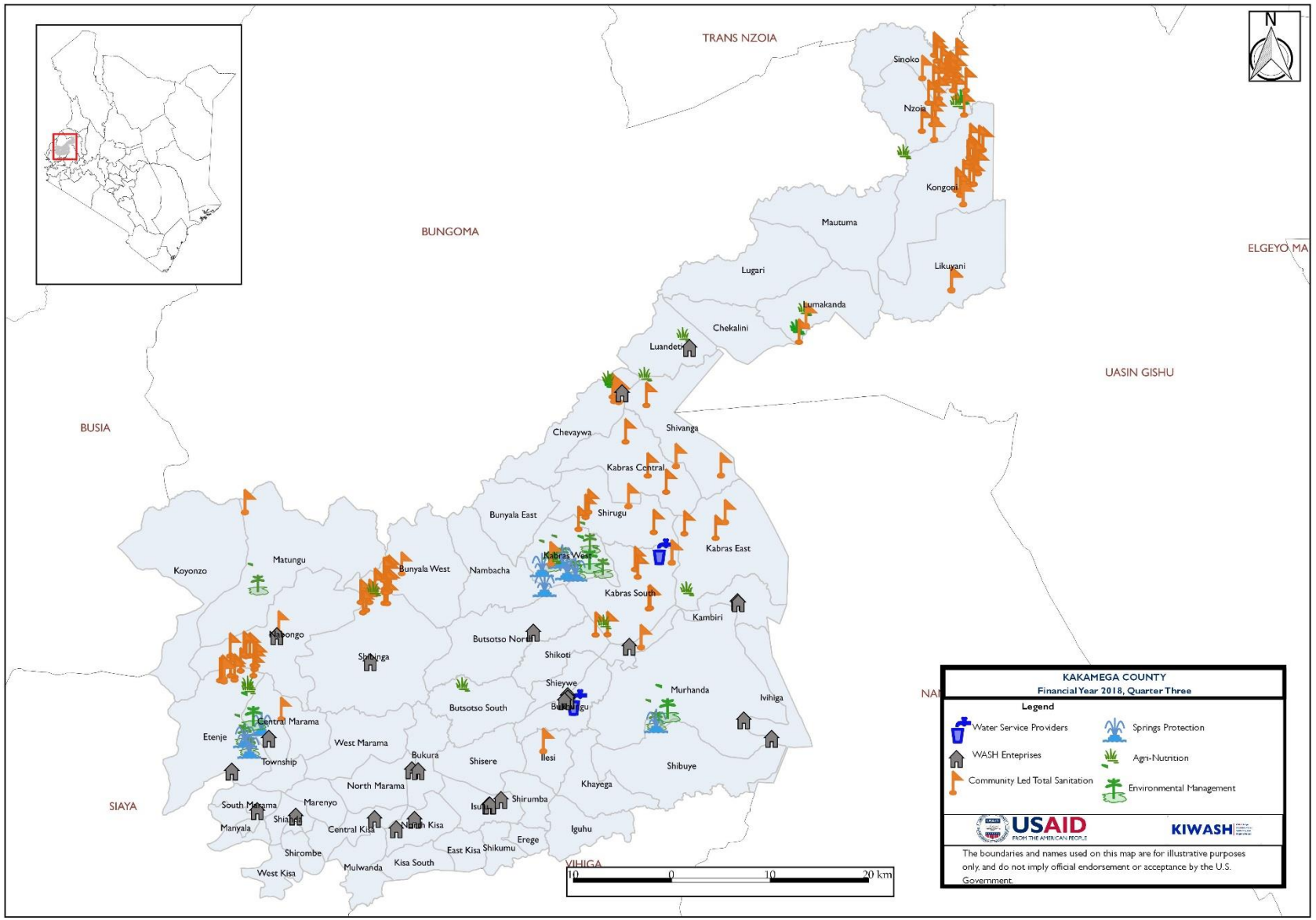
TRANS NZOIA
BUNGOMA
BUSIA
SIAYA
ELGEYO MA
UASIN GISHU
VIHIGA
N
Sinoko
Nzoia
Kongoni
Mautuma
Lugari
Likuyani
Lumakanda
Chekalini
Luandeti
Chevaywa
Shivanga
Kabras Central
Bunyala East
Shirugu
Kabras East
Kabras West
Bunyala West
Nambacha
Kabras South
Kambiri
Koyonzo
Matungu
Kholongo
Butsotso North
Shikoti
Shieywe
Murhanda
Ivihiga
Butsotso South
Central Marama
Etenje
West Marama
Township
Bukura
Shisere
Ilesi
Shibuye
North Marama
Khayega
South Marama
Marenyo
Shirumba
Manyala
Central Kisa
North Kisa
Iguhu
Erege
Shirombe
East Kisa
Shikumu
West Kisa
Mulwanda
Kisa South
10 0 10 20 km
KAKAMEGA COUNTY
Financial Year 2018, Quarter Three
Legend
Water Service Providers
WASH Enteprises
Community Led Total Sanitation
Springs Protection
Agri-Nutrition
Environmental Management
USAID
FROM THE AMERICAN PEOPLE
KIWASH
The boundaries and names used on this map are for illustrative purposes only, and do not imply official endorsement or acceptance by the U.S. Government.

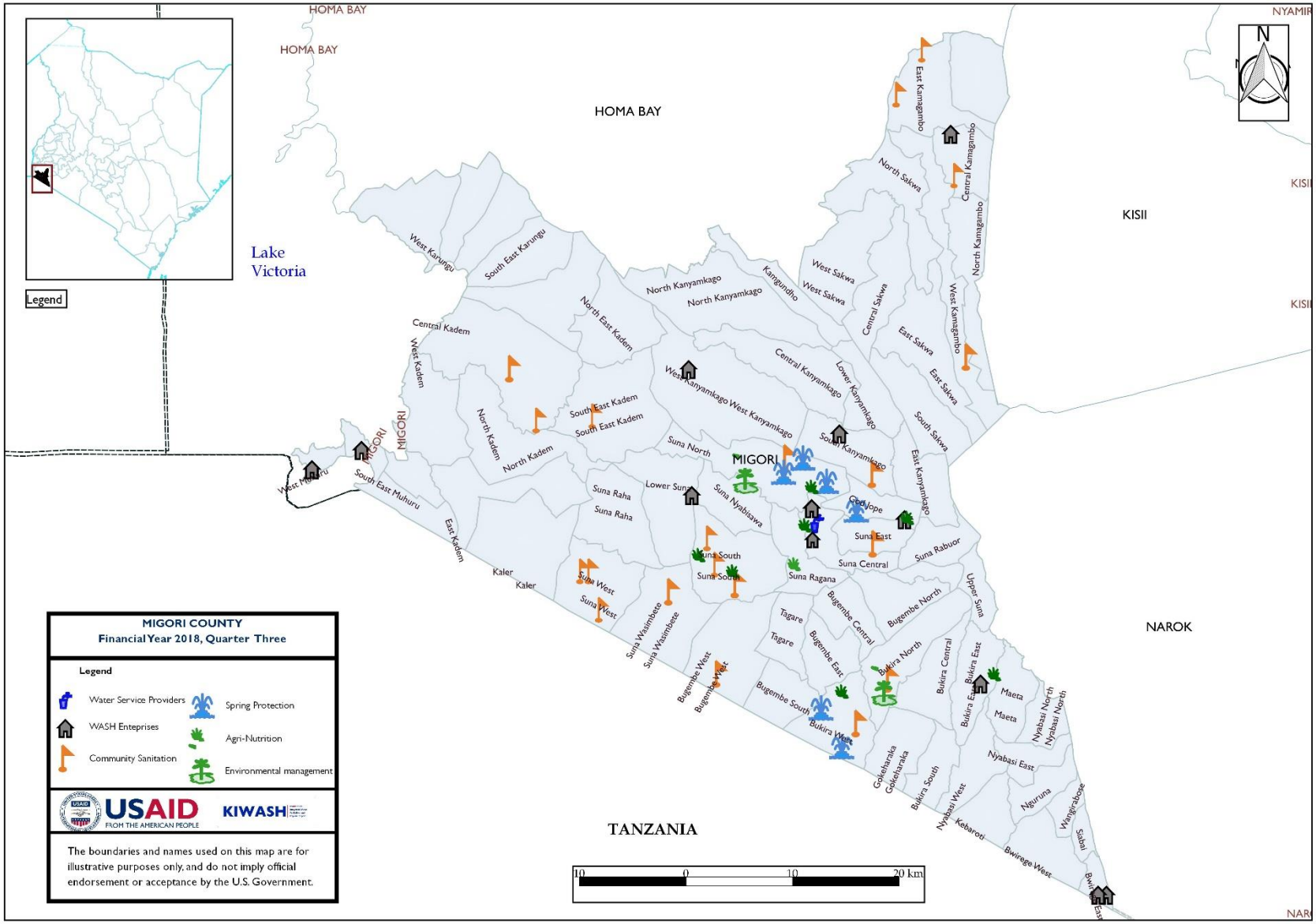
HOMA BAY
HOMA BAY
HOMA BAY
NYAMIR
KISII
KISII
KISII
NAROK
NAR
Lake
Victoria
Legend
MIGORI COUNTY
Financial Year 2018, Quarter Three
Legend
Water Service Providers
WASH Enteprises
Community Sanitation
Spring Protection
Agri-Nutrition
Environmental management
USAID
FROM THE AMERICAN PEOPLE
KIWASH
The boundaries and names used on this map are for illustrative purposes only, and do not imply official endorsement or acceptance by the U.S. Government.
TANZANIA
10 0 10 20 km
MIGORI
West Karungu
South East Karungu
North Kanyamkago
North Kanyamkago
Kangundho
West Sakwa
West Sakwa
North Sakwa
East Kamagambo
Central Kamagambo
North Kamagambo
Central Sakwa
West Kamagambo
East Sakwa
East Sakwa
Central Kadem
West Kadem
North East Kadem
West Kanyamkago
West Kanyamkago
Central Kanyamkago
Lower Kanyamkago
South Sakwa
South Kanyamkago
East Kanyamkago
South East Kadem
South East Kadem
North Kadem
North Kadem
Suna North
Suna Raha
Suna Raha
Lower Suna
Suna Nyabisawa
Ged Jope
Suna East
Suna Central
Suna Rabuor
Suna South
Suna South
Suna Ragana
East Kadem
Kaler
Kaler
Suna West
Suna West
Suna Wasimbete
Suna Wasimbete
Tagare
Tagare
Bugembe West
Bugembe West
Bugembe Central
Bugembe East
Bugembe North
Upper Suna
Bugembe South
Bukira North
Bukira West
Bukira Central
Bukira East
Maeta
Maeta
Nyabasi North
Nyabasi North
Nyabasi East
Goketharaka
Goketharaka
Bukira South
Nyabasi West
Nguruna
Wangirabose
Kebaroti
Sabai
Bwiregе West
South East Muhuru
West Muhuru

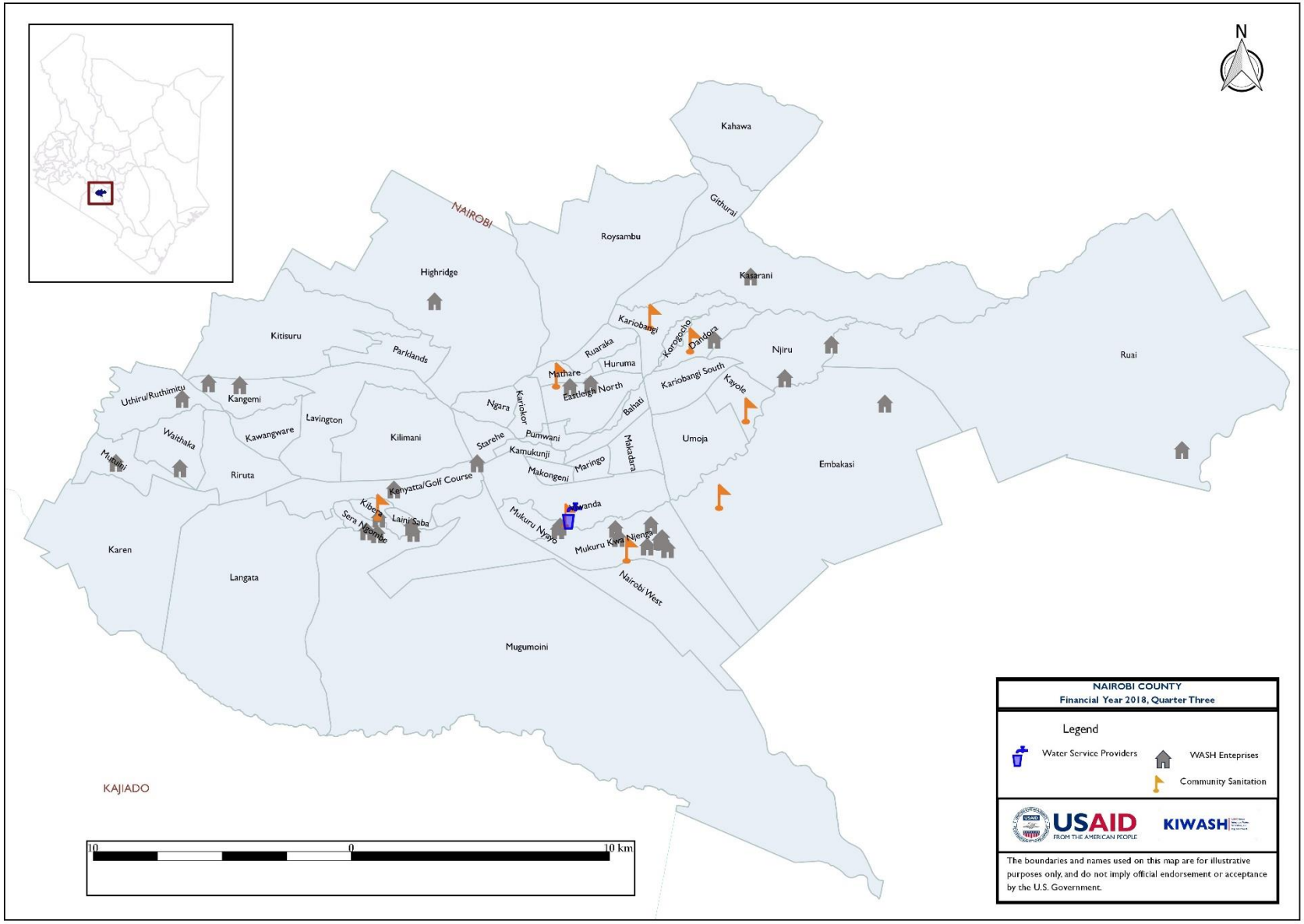
N
Kahawa
NAIROBI
Githurai
Roysambu
Highridge
Kasarani
Kitisuru
Parklands
Kariobangi
Korogocho
Dandora
Ruaraka
Huruma
Njiru
Ruai
Mathare
Eastleigh North
Kariobangi South
Kayole
Uthiru/Ruthimitu
Kangemi
Ngara
Kariokor
Bahati
Waithaka
Kawangware
Lavington
Kilimani
Pumwani
Umoja
Embakasi
Muguini
Riruta
Starehe
Kamukunji
Maringo
Makadara
Makongeni
Kenyatta/Golf Course
Kibera
Lainj Saba
Sera Ntombe
Rwanda
Mukuru Nyayo
Mukuru Kwa Njenga
Karen
Langata
Nairobi West
Mugumoini
KAJIADO
10
0
10 km
NAIROBI COUNTY
Financial Year 2018, Quarter Three
Legend
Water Service Providers
WASH Enteprises
Community Sanitation
USAID
FROM THE AMERICAN PEOPLE
KIWASH
The boundaries and names used on this map are for illustrative purposes only, and do not imply official endorsement or acceptance by the U.S. Government.

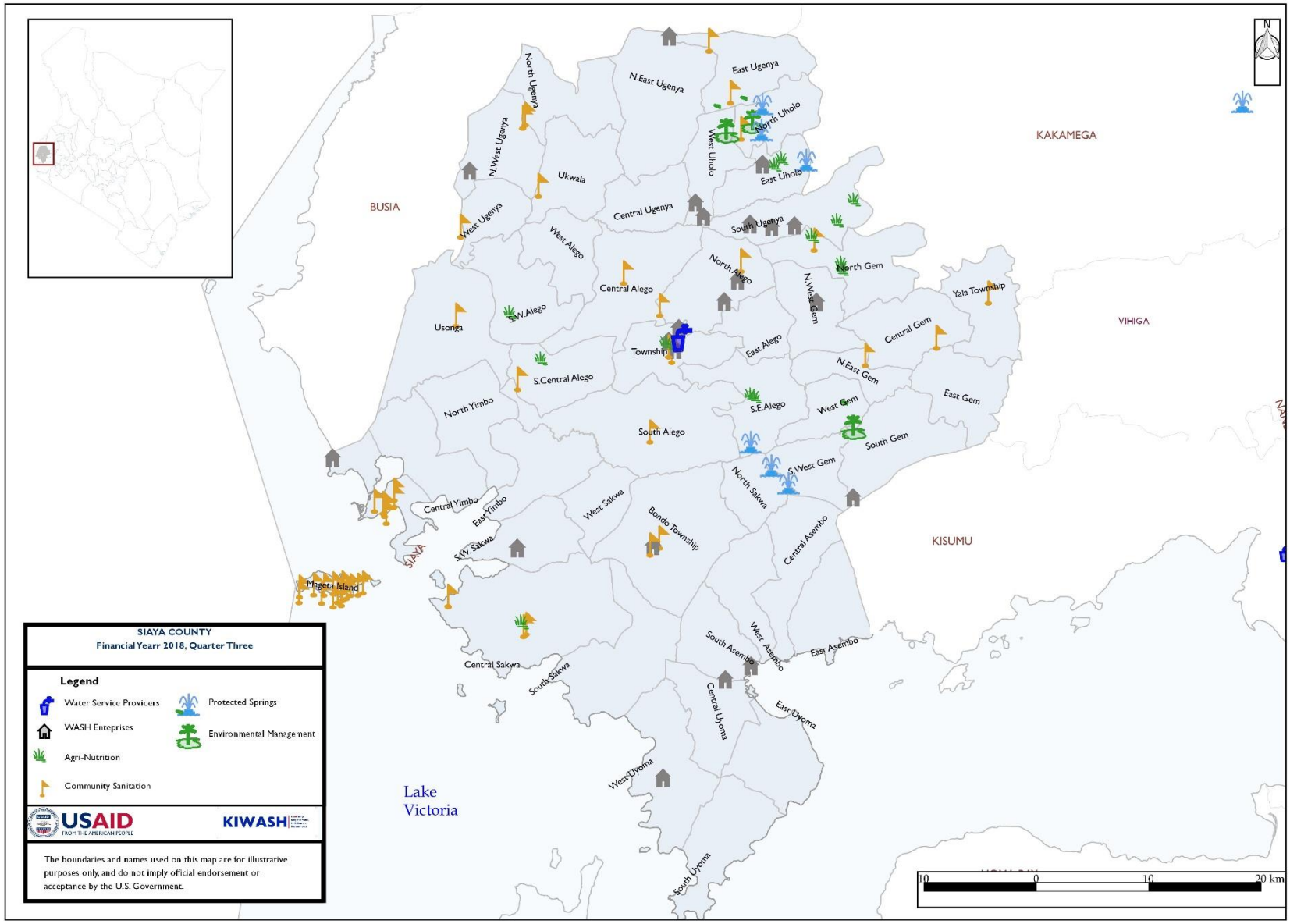
SIAYA COUNTY
Financial Yearr 2018, Quarter Three
Legend
Water Service Providers
WASH Enteprises
Agri-Nutrition
Community Sanitation
Protected Springs
Environmental Management
USAID
FROM THE AMERICAN PEOPLE
KIWASH
The boundaries and names used on this map are for illustrative purposes only, and do not imply official endorsement or acceptance by the U.S. Government.
BUSIA
KAKAMEGA
VIHIGA
KISUMU
SIAYA
Lake Victoria
North Ugenya
N.East Ugenya
East Ugenya
N.West Ugenya
Ukwala
West Uholo
North Uholo
East Uholo
West Ugenya
Central Ugenya
South Ugenya
West Alego
North Alego
North Gem
Central Alego
N.West Gem
Yala Township
Usonga
S.W.Alego
Township
East Alego
Central Gem
S.Central Alego
N.East Gem
North Yimbo
S.E.Alego
West Gem
East Gem
South Alego
South Gem
S.West Gem
North Sakwa
Central Yimbo
East Yimbo
West Sakwa
Bondo Township
Central Asembo
S.W. Sakwa
Mageta Island
South Asembo
West Asembo
East Asembo
Central Sakwa
South Sakwa
Central Uyoma
East Uyoma
West Uyoma
South Uyoma
10 0 10 20 km

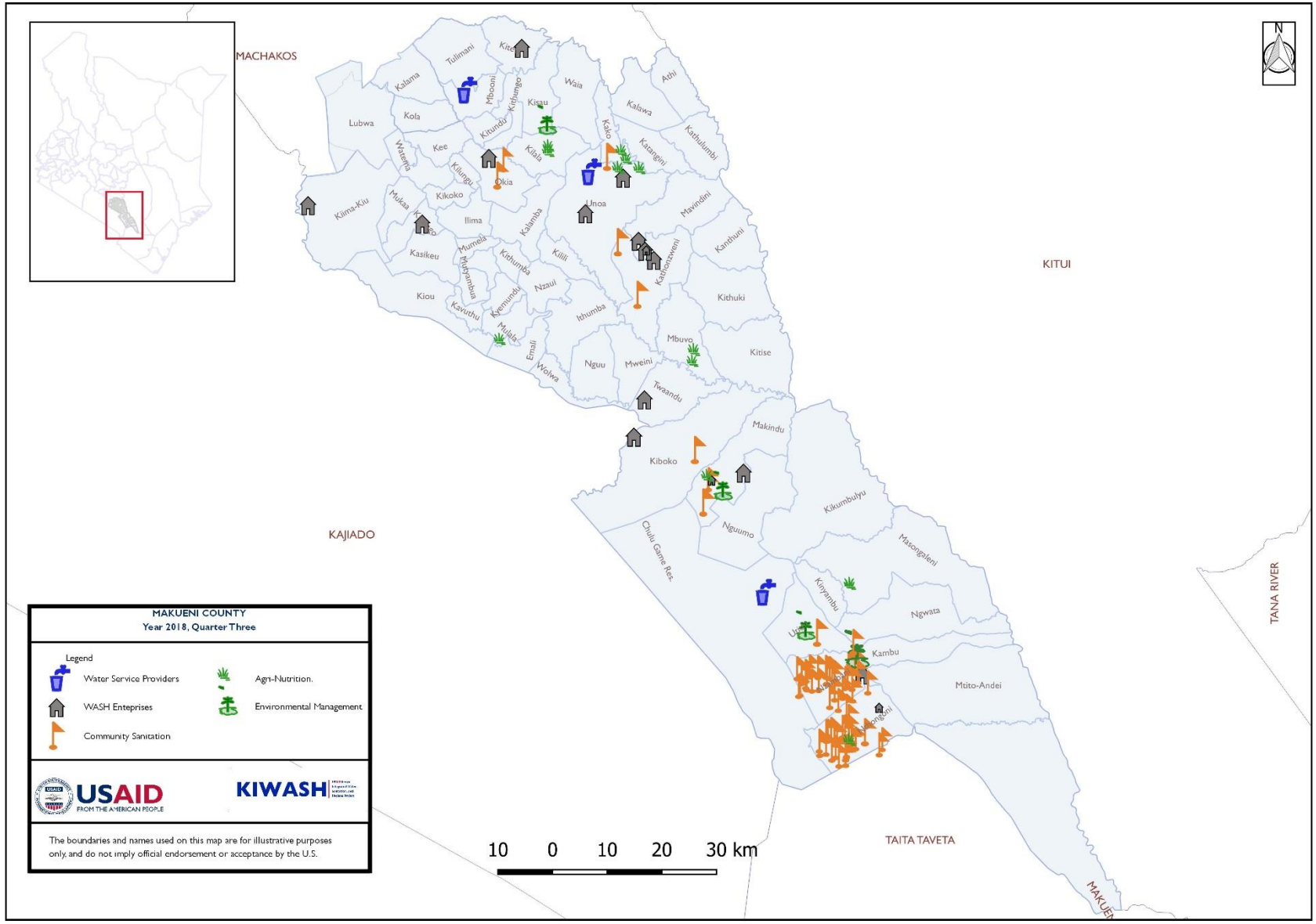
MACHAKOS
KITUI
KAJIADO
TAITA TAVETA
TANA RIVER
MAKUENI COUNTY
Year 2018, Quarter Three
Legend
Water Service Providers
WASH Enteprises
Community Sanitation
Agri-Nutrition.
Environmental Management
USAID
FROM THE AMERICAN PEOPLE
KIWASH
The boundaries and names used on this map are for illustrative purposes only, and do not imply official endorsement or acceptance by the U.S.
10 0 10 20 30 km
Tulimani
Kalama
Mbooni
Kitungo
Kisau
Waia
Athi
Kalawa
Kathulumbi
Lubwa
Kola
Kitundu
Kako
Katangini
Watema
Kee
Kilala
Kilungu
Okia
Kiima-Kiu
Mukaa
Kikoko
Ilima
Kalamba
Unoa
Mavindini
Kanthuni
Kasikeu
Mumela
Kithumba
Kilili
Kathonzweni
Mutyambua
Kiou
Kyemundu
Nzaui
Kithuki
Kavuthu
Mulala
Ithumba
Mbuvo
Kitise
Emali
Nguu
Mweini
Wolwa
Twaandu
Makindu
Kiboko
Kikumbulyu
Nguumo
Chulu Game Res.
Masongaleni
Kinyambu
Ngwata
Kambu
Mtito-Andei

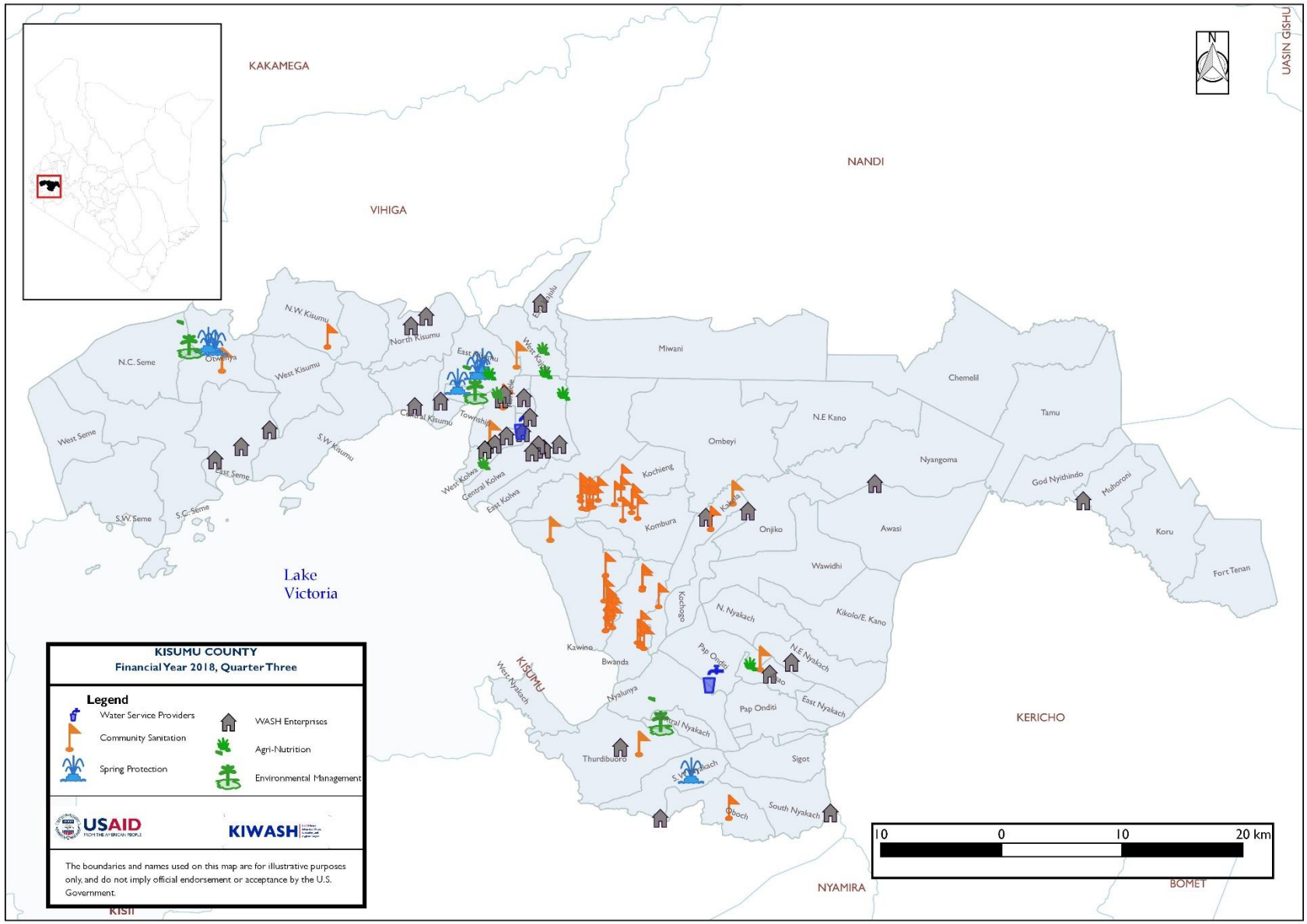
KISUMU COUNTY
Financial Year 2018, Quarter Three
Legend
Water Service Providers
Community Sanitation
Spring Protection
WASH Enterprises
Agri-Nutrition
Environmental Management
USAID
KIWASH
The boundaries and names used on this map are for illustrative purposes only, and do not imply official endorsement or acceptance by the U.S. Government.
KAKAMEGA
VIHIGA
NANDI
UASIN GISHU
KERICHO
NYAMIRA
BOMET
Lake Victoria
N.W Kisumu
North Kisumu
West Kisumu
N.C. Seme
West Seme
East Seme
S.W Seme
S.C Seme
S.W Kisumu
Central Kisumu
Township
East Kisumu
West Kolwa
Central Kolwa
East Kolwa
Miwani
Ombeyi
N.E Kano
Chemelil
Tamu
Nyangoma
Kochieng
Kombura
Kolwa
Onjiko
Awasi
God Nyichindo
Muhoroni
Koru
Fort Tenan
Wawidhi
Kochogo
N. Nyakach
Kikolo/E. Kano
Kawino
Bwanda
Pap Onditi
N.E Nyakach
West Nyakach
Nyalunya
East Nyakach
Central Nyakach
Thurdibuoro
Sigot
South Nyakach
Oboch
10 0 10 20 km

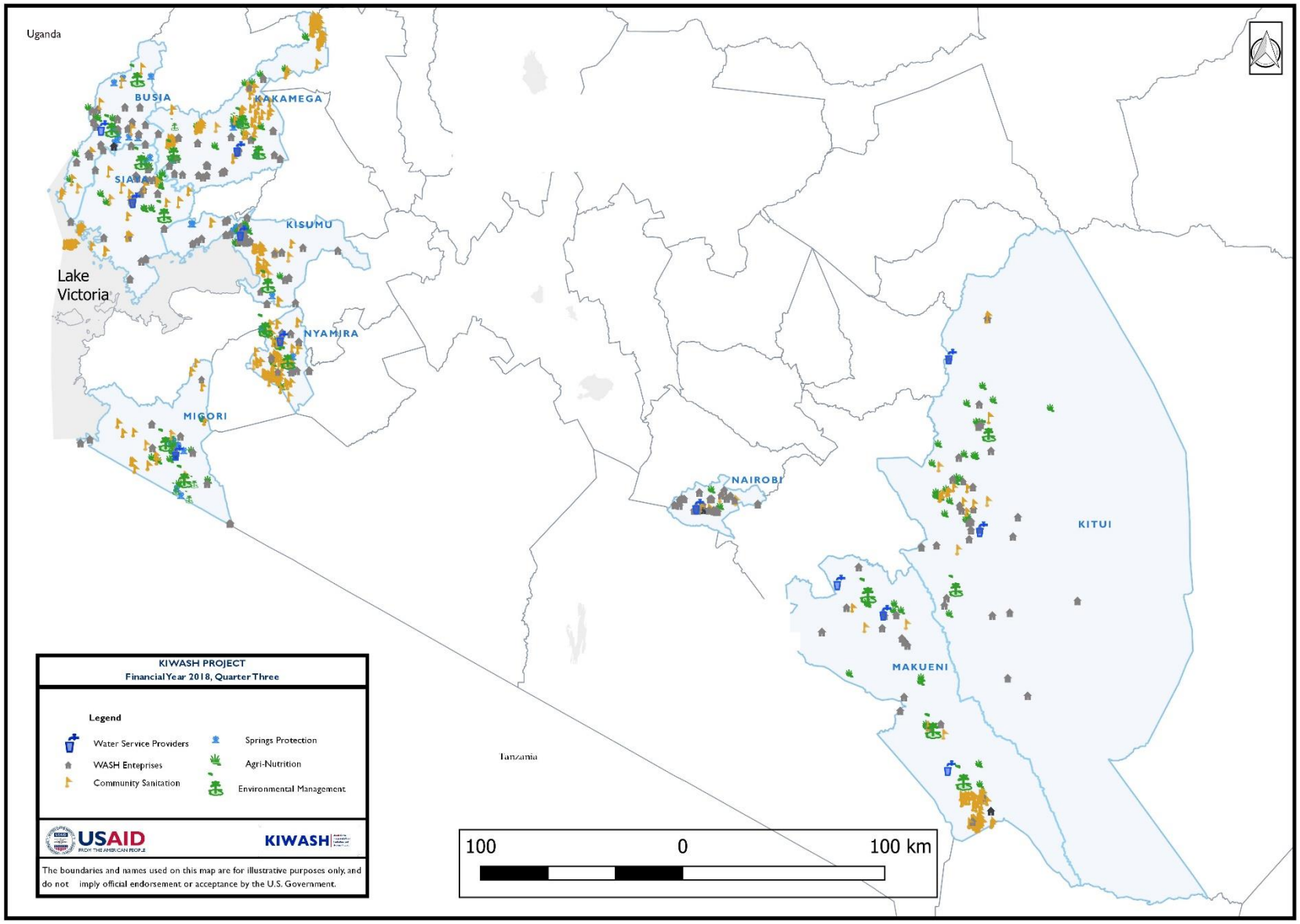
Uganda
BUSIA
KAKAMEGA
SIAYA
KISUMU
Lake
Victoria
NYAMIRA
MIGORI
NAIROBI
KITUI
MAKUENI
Tanzania
KIWASH PROJECT
Financial Year 2018, Quarter Three
Legend
Water Service Providers
WASH Enteprises
Community Sanitation
Springs Protection
Agri-Nutrition
Environmental Management
USAID
KIWASH
The boundaries and names used on this map are for illustrative purposes only, and do not imply official endorsement or acceptance by the U.S. Government.
100
0
100 km

ANNEX III: SUCCESS STORIES AND SNAPSHOTS

With good planning, water companies can prosper

What do you get when you mix a company with a small customer base, low revenues, a leaky and costly supply chain and a lack of funding? Usually, this is a recipe for the end to any enterprise. But in Kenya, this is too often what water utilities face on a daily basis.

KIWASH is working with these companies to try to reverse this pattern and turn water utilities into growing, prosperous companies. One of the most important tools we use is the strategic plan. While this may not sound very exciting, the process of developing these plans can be transformative for a water service provider.

Children accompany their parents to collect water from a newly installed water point.

For example, one of the first steps in developing a strategic plan is to take a baseline assessment of revenues, customers and water use. More often than not, this step reveals that the water utilities are losing money through non-revenue water, which is the difference between the volume of water pumped and what is sold to customers. It might include unbilled or unmetered consumption, illegal consumption, metering inaccuracies, or leakage in distribution pipelines, service connections or storage infrastructure. This helps the company understand where they are losing water – and from there they can take steps to reduce these losses and improve service for customers.

The strategic plans are also key in finding sources of funding for the utilities to improve services and expand coverage. For instance, in Kitui and Makueni counties, five water utilities have developed comprehensive investment strategies that they are now preparing to present to their county governments, development partners and other potential investors.

And in Kakamega County, KIWASH supported the county water and sanitation company to develop an investment proposal for KES 120 million to connect 6,000 households to new and improved water and sanitation services in Mumias town. So far, the county government has provided an equity contribution of KES 23 million, and the company will seek commercial financing of up to KES 97 million with local commercial banks.

In total KIWASH has supported 13 water utilities in the development of strategic plans, including three in 2018 alone. These plans, coupled with capacity development and improved corporate governance, have helped to build a strong foundation upon which the water utilities can grow.

Effective water services and the safe disposal of wastewater are essential for the health and prosperity of a country. Thanks to the efforts of KIWASH, now 13 utilities have the knowledge, capacity, and an achievable roadmap to help guide and transform them into healthy and expanding companies that are increasing access to clean and reliable water for more Kenyans.

Climate-resilient water policies for a thriving future

During the dry season, many communities in Kenya struggle to find enough water to meet their daily needs. As climate change continues to make the dry seasons hotter and longer, and the floods during the rainy season more powerful and destructive, these challenges only grow. Planning for a changing climate can help make the environment more resilient to change.

KIWASH's WASH Governance Specialist, Charity Gathuthi, presents during the workshop. KIWASH is spearheading efforts to enhance environmental sustainability through a climate-resilient water security planning training.

In June, KIWASH led a five -day workshop with the Kitui, Makueni and Nairobi county departments of water and the environment, water service providers (WSPs), county meteorological departments and the National Water Resource Authority (WRA) to develop climate-resilient water security policies. Some of the topics in the workshop include: policy and advocacy, identifying water resources, vulnerability assessments, water safety planning and environmental monitoring.

In Makueni County, Urbanus Kitavi is the WSP coordinator for the Kibwezi-Makindu, Mbooni, and Wote Water and Sanitation Companies. He describes instances where a lack of water security at the one spring in the Makindu area has disrupted the ecosystem to the point where water production and the supply of water is threatened for communities that rely on it.

After the workshop, Urbanus reflects on how his new knowledge will help the three WSPs to improve and protect water supplies: "The conservation of water sources takes concerted efforts. The workshop has helped identify key players and how we will harmonize our activities with farmers, the National Environmental Management Authority, WARA, the metrological department and the national and county government."

In Kitui County, Joseph Kimanga is the chief officer for water, environment and natural resources. He confirms that the training came at the right time. "We are in the initial stages of developing a water security policy to protect and develop our water sources. Now we will develop our water sources in a sustainable climate change scenario," he said. "We will also develop a water master plan to enable us to account for all our water."

KIWASH will replicate the training in the other eight counties in which KIWASH operates for enhanced institutional climate change resiliency and environmental sustainability.

Improved latrines sustain sanitation and hygiene efforts in Busia County

Emmanuel Midida demonstrates how to construct a SAFI latrine. KIWASH is reaching out to communities to let them know about their options to improve their latrines and training hardware owners and

Since 2015, all villages in Busia County have been certified as open defecation free. This means that most households use a latrine and wash their hands after visiting the toilet. However, households with a simple pit latrine still suffer with bad smells and flies and are at risk of waterborne diseases. Moreover, in parts of the county where the soil is loose, latrines run the risk of collapsing.

To address these challenges and intensify sanitation and hygiene efforts, KIWASH, along with the county government and the Ministry of Health, are taking steps to promote safe and affordable improvements for pit latrines. Two options are the SATO pan, which has a unique self-sealing trap door that closes quickly, seals tightly, and can be fitted to an existing latrine, and the SAFI (Kiswahili for "clean") latrine, which has concrete walls designed to withstand soil pressure and prevent structures from collapsing. Both options eliminate smell and flies for improved hygiene.

KIWASH is reaching out to communities in Busia County with sanitation information and training hardware owners and local artisans in the construction of both types of latrines. Most recently, at the Port-Victoria Hospital in Busia County, local artisans from Bunyala Sub-County benefited from practical demonstrations on developing the improved sanitation products.

Alfred Mbira is one of the trainee artisans. While he participates in the practical demonstrations, he is pleasantly surprised to learn that he can install a SATO pan to an existing toilet in under 30 minutes, make some money, and help to put an end to diseases spread by flies and germs. Of the improved latrine, he says, "The SATO pan is clean, affordable and easy to install. I am confident that the community will take it up because the benefits are high and the costs are low."

One of the trainers, 28-year-old Emmanuel Midida, learned how to construct the SAFI latrine in 2015. So far, he has trained 400 artisans and personally installed more than 130 SAFI latrines. He knows only too well its benefits. "The SAFI latrine is safe, durable, cost effective, and uses readily available materials," he said.

From the training, each artisan will install one of the improved latrines within his own household. As they install the latrines in their communities, they will also confirm that their clients have a hand washing facility. When there is not one existing, they will install one at no cost.

The Busia County Executive for Health, Madam Phaustine Barasa, only wishes the community had learned of the improved latrines much earlier. "The improved options are brilliant for communities, especially those that have had challenges with cholera. Their very ability to keep out flies and trap smells is impressive. This will definitely help to improve the health of people in my county," she said.

With solar power, a community in Makueni can now access water affordably and reliably

Deputy Governor of Makueni, Adelina Mwau, (second right) and USAID's Acting Chief Officer of Economic Growth and Inclusion, Adam Norikane. (first left) commission the solar powered water project with community members.

Prolonged droughts have always affected the output of hydropower plants in Kenya, forcing the Kenya Power Company to supplement it with diesel, a more expensive alternative. When this happens, it means that some communities that depend entirely on power from the main grid to pump water have to cope with expensive bills, or risk disconnection.

However, this is no longer the case for the Makutano-Sinai community in Makueni County. In June, KIWASH installed 44 solar panels and a new hybrid water pump that runs on both solar and conventional power from the grid. "We used to pay up to Ksh300,000 ($3,000) per month, which was a huge burden to the community," said Peter Nganda, the chair for the Makutano Community Borehole Water Project, as he flipped through old power bills. Now, the amount on the community's water bills have dropped dramatically to Ksh50,000 ($500) per month or less.

The cost savings from the solar pump have enabled the community, with KIWASH support, to extend the water pipe system to two additional water kiosks in the neighboring Mathemba community, 2.4 kilometers away. Now, more than 320 households with approximately 16,000 people are benefitting from clean, reliable water piped to 13 different locations.

The availability of sufficient and reliable water is boosting agricultural activities and improving sanitation and hygiene for women and children. "This project is a big blessing to this community," said Rose Wavinga Nzomo from neighboring Kangondi village. Before the upgrades to the Makutano borehole, she would trek for more than two hours to the Kyaka River to fetch water from shallow wells sunk in the riverbed. Almost her entire day would be dedicated to fetching water. "I needed two hours to walk to the stream, two more hours to sink the wells and wait for water to clear up, and at least three more hours to trek back home with loaded donkeys," she said. With a reliable water source close to her home, Rose and more women like her are now about to engage in other income-generating activities.

The Makutano-Sinai Water Supply and Distribution Project was commissioned on June 21 by the Deputy Governor of Makueni, Adelina Mwau, and USAID's Acting Chief Officer of Economic Growth and Inclusion, Adam Norikane. Along with household and water kiosk connections, the community project supplies water to health centers, schools, hotels and other public institutions in the area.

Reducing fluoride levels through a unique partnership in Nairobi County

Fluoride is a complicated mineral, with the ability to help or hinder human health. Small amounts of fluoride in drinking water can help strengthen teeth and bones. But consuming too much fluoride can lead to severe health complications, such as dental decay, brittle and deformed bones, developmental delays in children, kidney failure and more.

U.S. Under Secretary for Commerce Gil Kaplan launches a water treatment facility at the Little Sisters of St. Francis in Kasarani. The facility installed will remove dangerous naturally occurring levels of fluoride in the area's drinking water supply

Unfortunately, Nairobi and Kenya's Great Rift Valley contain some with the highest naturally-occurring levels of fluoride in the world. As a result, nearly 20 million Kenyans ingest toxic levels of the mineral and suffer the effects of high fluoride concentrations in their groundwater.

But thanks to a unique partnership between USAID KIWASH and The Dow Chemical Company (DOW), and in collaboration with the Little Sisters of St. Francis (LSOSF), one community in Nairobi County has reason to hope. Through the project, DOW's corporate responsibility program donated an energy-efficient filtration system to remove the high levels of fluoride from the water, making it suitable for human consumption. KIWASH provided technical assistance and infrastructure support to expand the existing water pipeline, install an efficient pump and construct two additional water kiosks.

The project benefits over 6,000 students, patients, and community members with access to safe drinking water. "Our long desired dream has come true. Where partnership exists, the fruits are seen and today, we have access to safe and adequate drinking water because of the partnership initiated by USAID and Dow," said Sister Irimina Nungari.

The project was commissioned at the St. Francis Community Hospital and learning institutions on June 29 by the U.S. Under Secretary for Commerce, Gilbert Kaplan. LSOSF provides pastoral care and runs a community hospital, primary school, secondary school, vocational center, and shelter for street children in a community of over 30,000 people. In addition to reducing fluoride levels in water, the project also builds the capacity of small water suppliers, increasing efficiency and coverage of water services. Critically, it demonstrates how the private sector can respond to such challenges using available technology.

"Through the collaboration with Dow and Little Sisters, we have managed to address the immediate challenge of water services and the quality of water within the institution and the wider community. This project allowed us come together to find a way to solve a major challenge that could not be resolved without collaboration," said Joe Sanders, KIWASH chief of party.

DOW and KIWASH will continue providing training to the facility operators on business management skills to improve effective on-site operations and ensure the long-term sustainability of the project.

ANNEX IV: LIST OF DELIVERABLE PRODUCTS

No.	Title	Date Submitted	Status
1	Contract Performance Monitoring Plan	October 28, 2015	Approved
2	Branding Implementation and Marking Plan	October 28, 2015	Approved
3	Annual Work Plan	November 28, 2015	Approved
4	Annual Performance Monitoring Plan	November 28, 2015	Approved
5	Process for Engagement	November 28, 2015	Approved
6	Coordination Plan	November 28, 2015	Approved
7	Environmental Mitigation and Monitoring Plan	November 28, 2015	Approved
8	Construction Plan	November 28, 2015	Approved
9	Procurement Plan	November 28, 2015	Approved
10	Grants Project Plan	November 28, 2015	Approved
11	Monitoring and Evaluation Plan	December 28, 2015	Approved
12	Gender Equality & Women's Empowerment Plan	December 28, 2015	Approved