USAID | KENYA AND EAST AFRICA
FROM THE AMERICAN PEOPLE

USAID Kenya Integrated Water, Sanitation and Hygiene Project

QUARTERLY PROGRESS REPORT #8
JANUARY – MARCH 2018

APRIL 2018

This publication was produced for review by the United States Agency for International Development. It was prepared by Development Alternatives, Inc.

USAID KENYA INTEGRATED WATER, SANITATION AND HYGIENE PROGRAM (KIWASH)

FY 2018, Q2 PROGRESS REPORT

JANUARY 1 – MARCH 30, 2018

Award No: AID-615-TO-15-00001

Prepared for Martin Mulongo, COR
United States Agency for International Development/Kenya
C/O American Embassy
United Nations Avenue, Gigiri
P.O. Box 629, Village Market 00621
Nairobi, Kenya

Prepared by
Development Alternatives, Inc.
7600 Wisconsin Avenue, Ste. 200
Bethesda, MD 20814

Cover photo: The Makueni County Governor H.E Prof. Kivutha Kibwana commissions the Chulu Valley Enterprise Project. Through USAID support, Chulu Valley installed solar panels and an efficient pump, extended the water pipeline infrastructure and built two water kiosks, providing reliable, clean water to 1,200 households.

Credits: County Government of Makueni

DISCLAIMER

The authors' views expressed in this report do not necessarily reflect the views of the United States Agency for International Development or the United States Government.

CONTENTS

ACRONYMS **3**

I. KIWASH EXECUTIVE SUMMARY **5**
Qualitative Impact 5
Quantitative Impact 7
Constraints and Opportunities 9
Subsequent Quarter's Work Plan 10

II. KEY ACHIEVEMENTS (Qualitative Impact) **14**

ACCESS TO WATER **14**

ACCESS TO FINANCING/CREDIT FOR WASH **16**

SANITATION AND HYGIENE **20**

AGRI-NUTRITION AND ADOPTION OF NEW TECHNOLOGIES **25**

GOVERNANCE AND POLICY **26**

ENVIRONMENTAL SUSTAINABILITY **28**

III. ACTIVITY PROGRESS (Quantitative Impact) **30**

IV. CONSTRAINTS AND OPPORTUNITIES **39**

V. PERFORMANCE MONITORING **40**

VI. PROGRESS ON GENDER STRATEGY **41**

VII. PROGRESS ON ENVIRONMENTAL MITIGATION AND MONITORING **41**

VIII. PROGRESS ON LINKS TO OTHER USAID PROGRAMS **42**

IX. PROGRESS ON LINKS WITH GOK AGENCIES **42**

X. PROGRESS ON USAID FORWARD **42**

XI. SUSTAINABILITY AND EXIT STRATEGY **42**

XII. GLOBAL DEVELOPMENT ALLIANCE **42**

XIII. SUBSEQUENT QUARTER'S WORK PLAN **42**
Subsequent Quarter's Work Plan 42

XIV. FINANCIAL INFORMATION **47**

ANNEX I: INFRASTRUCTURE PROJECTS **49**

ANNEX II: COUNTY ACTIVITY MAPS **63**

ANNEX III: SUCCESS STORIES AND SNAPSHOTS **73**

ANNEX IV: LIST OF DELIVERABLE PRODUCTS **76**

ACRONYMS

ABC	African Banking Corporation Limited
AMEP	Activity Monitoring and Evaluation Plan
BCC	Behavior Change Communications
BDS	Business Development Services
BoD	Board of Directors
BUSWASCO	Busia Water and Sewerage Company
BWSC	Busia Water and Sewerage Company
CAP	Capacity and Performance
CBO	Community Based Organization
CC CAP	Climate Change Capacity and Performance
CEC	County Executive
CHA	Community Health Assistant
CHEWS	Community Health Extension Workers
CHV	Community Health Volunteer
CIDP	County Integrated Development Plans
CLTS	Community Led Total Sanitation
CMT	Corporate Management Team
COE	Community Outreach and Education
DCA	Development Credit Authority
DSS	Decision-Support System
EMMP	Environmental Mitigation and Monitoring Plan
ENA	Essential Nutrition Actions
ESH	Environmental Sanitation and Hygiene
ETL	Education through Learning
EWA	Essential WASH Actions
FIRM	Financial Inclusion for Rural Microenterprises
FtF	Feed the Future
FY	Financial Year
GOK	Government of Kenya
GWASCO	Gussi Water and Sewerage Company
ICC	The Inter-agency Coordination Committee
IM	Integrity Management
IND	Indicator
IWRM	Integrated Water Resource Management
KAVES	Kenya Agricultural Value Chain Enterprises
KBWS	Kakamega-Busia Water Supply
KIMAWASCO	Kibwezi-Makindu Water and Sewerage Company
KIMWASCO	Kiambere-Mwingi Water and Sanitation Company
KITWASCO	Kitui Water and Sanitation Company
KIWASCO	Kisumu Water and Sewerage Company
KIWASH	Kenya Integrated Water, Sanitation and Hygiene project
MBONWASCO	Mbooni Water and Sanitation Company

MCH	Maternal and Child Health
MCWSC	Migori County Water and Sanitation Company
MD	Managing Director
MOH	Ministry of Health
MoU	Memorandum of Understanding
MUS	Multi-Use System
NCWSC	Nairobi City Water and Sewerage Company
NGO	Non-Governmental Organization
NRW	Non-revenue Water
ODF	Open Defecation Free
ODK	Open Data Kit NEMA National Environment Management Authority
PHO	Public Health Officer
PMP	Performance Monitoring Plan
PPcP	Public-Private-Community Partnership
RCMRD	Regional Centre for Mapping of Resources for Development
RFPs	Request for Proposals
S&R	Summary and Recommendations Report
SBCC	Social and Behavior Change Communication
SCMP	Sub-catchment Management Plans
SEI	Stockholm Environment Institute
SIBOWASCO	Siaya Bondo Water and Sewerage Company
SMEs	Small and medium-sized enterprises
SNV	Netherlands Development Organization
SOW	Statement of Work
SPA	Service Provider Agreement
SPCB	Service Provider Capacity Building
SRF	Sewer Revolving Fund
TA	Technical Assistance
TAMIS	Technical and Administrative Management Information System
ToR	Terms of Reference
USAID	United States Agency for International Development
USD	United States Dollar
USG	United States Government
USTWG	Urban Sanitation Technical Working Group
WASH	Water, Sanitation and Hygiene
WASREB	Water Services Regulatory Board
WIN	Water Integrity Network
WOWASCO	Wote Water and Sewerage Company
WRA	Water Resources Authority
WRMD	Water Resources Management Department
WRUA	Water Resource Users Association
WSP	Water Service Provider
WSTF	Water Services Trust Fund

I. KIWASH EXECUTIVE SUMMARY

The Kenya Integrated Water, Sanitation and Hygiene project (KIWASH) works to improve lives and health of 1 million Kenyan citizens in nine counties through the development and management of sustainable water, sanitation, hygiene and nutrition services. This is the eighth quarterly report of the project covering the period from January to March 2018.

Qualitative Impact

KIWASH continued to develop and strengthen relationships, at both policy and technical levels, with county governments, water service providers, smaller WASH enterprises, donors, and relevant national institutions. Through these partnerships, KIWASH worked to improve the performance of service providers through training and targeted infrastructure support, improve the WASH policy environment through coordinated training with stakeholders, and promote adoption of hygiene behaviors through community engagement. The project also commenced training of government officials on the use of climate change data in water safety and resilience planning, source water protection, infrastructure design and sanitation. Highlights of these activities are detailed below.

Technical assistance and targeted investments in sustainable WASH infrastructure and services

During the quarter, 72,008 people accessed basic water as a result of KIWASH technical assistance coupled with strategic infrastructure investments that aim to achieve sustainable service improvements. KIWASH completed six infrastructure projects in Busia, Kitui and Makueni counties. The project also sent out 25 RFPs for 16 projects, carried out 27 evaluations, and initiated construction on six projects totaling nearly USD 1 million.

In Q2, FY2018

- **72,008** people gained access to improved drinking water
- **12,525** people gained access to improved sanitation facilities
- **153** villages certified ODF
- **120** new WASH businesses under incubation
- 308 service provider staff trained for improved service provision

KIWASH infrastructure interventions aim to increase revenues and/or reduce non-revenue water through installation of household metering, expansion of distribution networks, installation of master meters that increase billing accuracy, and replacement of power supplies with energy efficient systems for maximum cost effectiveness. These activities increase water coverage through new connections and improved access to water to both rural and urban communities, while reducing the cost of production and operations. See annex II for complete details on KIWASH's infrastructure projects.

Training and capacity building for WASH services sustainability

During the period under review, KIWASH initiated the second phase of capacity development for 120 WASH enterprises. Simultaneously, the initial batch of 107 WASH enterprises continued to receive technical assistance through coaching and mentoring to improve their operations and scale up services. As a result of these efforts, the number of enterprises with documented business plans increased from 11 to 107, 15 enterprises adopted basic accounting systems, and 16 are now using smart technology for billing and revenue collection. Thirty-two WASH enterprises are tracking and promptly addressing customer complaints.

Mobilizing water sector financing

Twenty-eight Family Bank staff were trained on water sector financing and USAID's Development Credit Authority (DCA) and, consequently, Family Bank is now seeking to be considered for a DCA guarantee. The bank has disbursed loans worth KES 384,000,000 (US$ 3,837,793) to small and medium

WASH enterprises (SMEs) to purchase water boozers and exhausters, and to contract engineers to excavate dams and sink boreholes. Family Bank also developed a water sector specific credit product to be launched in May 2018 as well as a WASH financing training program for its staff.

KIWASH continued to engage with the Co-operative Bank of Kenya and the African Banking Corporation Limited (ABC Bank) on developing new products in commercial WASH financing.

KIWASH increased the total number of water service providers benefitting from KIWASH's technical assistance from 11 to 13 by adding Kiambere-Mwingi Water and Sanitation Company (KIMWASCO) in Kitui County and the Mbooni Water and Sanitation Company (MBONWASCO) in Makueni county.

Promoting hygiene and transitioning from open defecation

To help change behaviors at the community and household level, KIWASH accelerated its social and behavior change activities across seven counties, working closely with the ministries of health and community volunteers. The project developed targeted messages and relied on community-based approaches to reach more than 150,000 people with WASH messages. These activities, including ongoing CLTS implementation in 205 villages, resulted in 2,505 households or 12,525 people accessing basic sanitation this quarter.

A key component to ensuring the sustainable uptake of sanitation services and adoption of hygiene behaviors is building local capacity to create awareness and monitor adoption. KIWASH, therefore, trained 52 community health volunteers (CHVs) and six community health extension workers (CHEWs) from Kitui and Makueni counties on effective message delivery during household visits and community forums. The training adopted a participatory approach where KIWASH facilitators sought to understand the participants' perceptions of WASH, community hygiene behaviors, and the barriers to adopting hygiene practices. The participants further benefited from sensitization on education through learning (ETL) and the sanitation and hygiene discussion guide as effective ways to engage the community.

County-level planning and budgeting

In Kakamega, Kisumu, Kitui, Makueni, Migori, Nairobi, Nyamira and Siaya counties, KIWASH steered WASH taskforces to discuss and contribute to the County Integrated Development Plans (CIDP) 2017-2022. The CIDP is a key county development document, which sets the development agenda for a period of five years for all of the devolved functions. KIWASH used these fora to advance its agenda of advocating for increased WASH budgeting and planning, policy and governance reforms. Because of this engagement, Siaya county developed a supplementary budget that seeks to enhance and support five WASH enterprises that have been struggling with high operational expenses. The five include Hawinga, North Alego, Uhuyi Rwe, Bar Ober and Kowuo Wome.

Strengthening operations and management in WASH

In Nyamira, KIWASH supported Gusii Water Company to develop technical specifications for an efficient and affordable billing software. Gusii Water is keen to acquire new billing software that not only meets the regulator's guidelines, but also enhances their billing efficiency and improved service delivery. By the end of the quarter, the WSP had commenced the process of comparing various software presented by vendors.

KIWASH also continued to offer technical assistance to the WSPs by supporting their efforts to restructure the management and redeployment of staff in order to build staff confidence and improve performance. As a result, Siaya-Bondo Water and Sewerage Company (SIBOWASCO) and Busia Water and Sewerage Company (BUSWASCO) recruited substantive managing directors to steer the companies in the right path of improved and sustainable service delivery. The new MDs will report during the next quarter.

Gender equality mainstreaming in WASH

To date, KIWASH has trained and supported 12 WSPs on gender equality mainstreaming. During the quarter, Nairobi City Water and Sewerage Company[1] and Gusii Water and Sewerage Company[2] prepared and started implementing gender sensitive work policies. KIWASH also trained 20 staff and board members of Mbooni Water and Sewerage Company on mainstreaming gender into WASH.

Capacity development in climate change adaptation and planning

KIWASH made significant progress in introducing climate resilience activities with 27 institutions and county departments in the nine counties. These institutions and departments all play specific roles in water resource management, distribution and supply. Based on the downscaled climate and run-off projections data prepared by the Regional Center for Mapping of Resources for Development (RCMRD), KIWASH conducted county stakeholder meetings to present the results for the respective counties.

At the technical level, 25 officers from the departments of water, environment and climate change were trained on the use of climate change data in water safety and resilience planning, source water protection, infrastructure design and sanitation. KIWASH aims to build skills and knowledge at the county and national level in order to influence relevant policies towards being more climate change-responsive.

Quantitative Impact

Quantitative achievements during the quarter include:

- 72,008 people gained basic access to drinking water, and 23,606 people gained access to improved service quality from an existing drinking water source.
- 227 WASH enterprises were coached and mentored on operation and maintenance; 98 staff were trained.
- 156 villages were verified as open defection free. KIWASH targeted 205 villages for CLTS triggering and, as a result, 12,525 people accessed basic sanitation.
- 58 community health workers and volunteers were trained on CLTS third-party certification and will support the verification of ODF claims in a transparent and objective manner.
- 5,247 households were reached with behavior change messages aimed at encouraging good hygiene practices such as handwashing at critical times, proper fecal disposal, and safe water storage, among other issues.
- 239 WASH enterprise owners and staff were equipped with appropriate knowledge and skills to improve their business operations to enhance and expand services.
- 27 county officials and KIWASH staff trained on the Integrity Management Toolkit, developed by Caritas in partnership with the Water Integrity Network (WIN).
- 20 WSP staff were trained on gender equality mainstreaming in the water sector.
- Over 80 WSP staff were trained on strategic planning and corporate governance.
- 35 WSP staff were trained on water quality management and delivering safe and portable water to consumers.
- Increased the functional coverage of 18 WRUAs in six counties (Busia, Siaya, Kakamega, Kisumu, Migori and Nyamira) through protection and conservation of springs.

[1] Awaiting validation

[2] Being reviewed and to be validated in April.

- 27 institutions were introduced to climate resilience planning and 25 technical staff commenced training on use of climate data for WASH planning.

KIWASH PERFORMANCE INDICATORS

AMEP Performance Indicators	Results Achieved through Year 2	Year 3 Annual Targets	Year 3 Q1 Actuals	Year 3 Q2 Actuals	Cumulative Results to Date
Crosscutting IND 1. (HL 8.1-1) Number of people gaining access to basic drinking water services in target counties as a result of USG assistance.	150,260	190,000	98,091	72,008	320,359
Cross-cutting IND 2 (HL 8.2-2) Number of people gaining access to a basic sanitation service in target countries as a result of USG assistance.	21,285	79,765	2,780	12,525	36,590
Cross-Cutting IND 3 (HL 8.2-1) Number of communities verified as ODF with a monitoring plan with USG assistance.	229	70	4	153	386
Cross-Cutting IND 4 (HL 8.1.3) Number of people with improved service quality from an existing/safely managed drinking water service through USG assistance.	11,410	85,000	6,000	23,606	41,016
Custom Output IND 6.1 Number of service provider staff trained for improved service provision.	966	100	98	308	1,372

Constraints and Opportunities

Challenge/opportunity	Actions taken or recommendations to address the challenges
County government transfer of staff especially the KIWASH trained staff who had been engaged for spearheading implementation of activities at various levels	KIWASH has increased the number of health care providers trained per Sub County to support programming and additionally conducted on the job training where necessary to ensure continuity.
Desired impact in behavior change communications takes long to realize as this is a process and the community members are at different stages on the behavior change continuum/ladder.	CHVs are facilitated by KIWASH and make individual household visits to reinforce and address inherent challenges for adopting and sustenance of the desired behaviors KIWASH utilizes numerous household contact points through the integrated program- where similar messages and actions are reinforced hence speeding up behavior change. These contact points are CLTS, Community EWA /ENA messaging by CHV, follow up social marketing, health talks at the facility, national day celebration events that include demonstrations and health talks on WASH.
County governments have planned to increase investment and interest in water service provision.	KIWASH is working closely with the county governments to ensure that the WASH enterprises who have received capacity-building support are considered for further support by the county governments through budgetary allocations.
Most of the WASH enterprises still lack operating licenses for running as businesses. Others lack the necessary records for their sources such as boreholes.	Continuing the capacity development interventions by KIWASH and coaching using the Integrity Management Toolbox to guide the interested WASH enterprises systematically towards achieving registration.
Low yield of some boreholes is a challenge towards improving and expanding services.	KIWASH conducted test pumping in a number of WASH enterprises with a significant number recording low yields. There is need for clear engagement with the county governments and other stakeholders during the identification of potential projects for incubation.
Availability of plenty of sunshine is an opportunity for renewable energy production and use to reduce reliance on electricity that is expensive and unreliable.	KIWASH is encouraging and supporting WASH enterprise to use solar hybrid systems.
Non-Revenue Water continues to be a major problem affecting many WSPs with old and dilapidated infrastructure blamed for the huge technical water losses.	KIWASH has now released an APS to allow for willing WSPs to request for both bulky and consumer meters to help reduce NRW as well as improve revenue collection.
There is an opportunity to leverage financing for WSPs from the county governments for infrastructure development.	KIWASH has advocated for this with some counties in eastern region and there are good signs that during the budgeting period, some funds may be set aside for infrastructure development.
Management of small water supply systems under the rural water management continues to face a	KIWASH has trained the WASH Governance Team, the Service Capacity Building Team and county

Challenge/opportunity	Actions taken or recommendations to address the challenges
sustainability challenges with the possibility of using the PPcP model becoming grim.	government staff in using an integrated approach of PPcPs and IM tools to develop strategies of managing small water supply systems in a sustainable manner.
Rolling out recoverable grants for the "very big" WSPs has been a problem citing public procurement and disposal law as a major hindrance in adopting this model for financing infrastructure and related services.	KIWASH continues to advocate for this model of financing with the respective county governments but has put more focus on smaller WSPs.

Subsequent Quarter's Work Plan

In April to June 2018, KIWASH will undertake the following activities as per the Year 3 Work Plan:

Task 1.1: Provide business development services for WASH services and products

- Conduct classroom training for the 120 WASH enterprises in Phase 2 incubation.
- Conduct on-the-job coaching and mentoring for the 227 WASH enterprises in various aspects to improve their operations and service delivery.
- Propose WASH enterprises for consideration to benefit from both direct infrastructure and recoverable grants from KIWASH.
- Launch and coach 227 WASH enterprises on billing and basic account system based on an Excel sheet.
- Support proposed WASH enterprises to develop concept notes and proposals to access direct investment and recoverable grants from KIWASH.
- Engage in discussions with potential financing institutions to explore opportunities for financing of WASH enterprises or projects.
- As appropriate, identify and scale up successful models for Public Private Community Partnerships (PPcPs) for professionalizing the operations of rural community water enterprises.
- Conduct WASH enterprise staff training in PPcPs.
- Facilitate development of PPcP contracts between WASH enterprises and other private sector actors.
- Nurture the implementation of the signed PPcP contracts through coaching and mentoring support.

Task 1.2: Scale up CLTS activities in 1500 villages

- Identify and trigger 430[3] villages to scale up CLTS activities, prioritizing villages with low latrine coverage and assisting them to identify and develop strategies to achieve open defecation free status through appropriate sanitation and hygiene approaches.
- Conduct baseline data collection on the selected 430 villages to determine KIWASH target households on access to improved sanitation and hygiene promotion.
- Trigger 430 villages to scale up CLTS activities.
- Conduct verification of 430 villages in the target counties.

[3] Includes 135 villages not triggered in Q1 (Oct-Dec 2017)

- Train 120 sanitation village committees on the post ODF community-monitoring tool.

Task 1.2.3: Carry out community based hygiene promotion through existing community programs.

- Design, produce and roll out county specific BCC campaigns for the counties (divided in 4 clusters) and one national campaign.
- Design and produce training materials for reinforcing WASH behavior change in target communities.
- Conduct CHV trainings across nine counties to build capacities in delivering BCC messaging for WASH.
- Conduct community educational talks/outreaches/promotions on household sanitation and hygiene, reinforcing WASH-BCC messages in child caring practices.
- Strengthen capacity of caregivers on EWA messaging through existing community structures (caregiver groups, mother-to-mother support groups, community units etc.)

Task 1.2.4: Improve integration of WASH messaging through MCH Services

- Equip five health centers across nine target counties with ORT supplies to facilitate and support delivery of BCC messaging for the adoption of Essential WASH Actions.
- Procure and distribute 750 WASH kits to caregivers with children below 2-years as to demonstrate the integration of WASH for improved health.
- Promote integrated and coordinated programming that advocates for the inclusion and delivery of WASH interventions in health projects i.e. identify initiatives, policies, plans and push for inclusion of WASH.

Task 1.3: Introduce and promote low cost sanitation products and services

- Identify appropriate low cost sanitation and hygiene products and services for adoption and scale up in the local market.
- Identify potential enterprises providing low cost sanitation products and services to benefit from the KIWASH grant funds.
- Develop linkages between WASH enterprises and financial institutions for potential expansion.

Task 1.4: Strengthen the effective monitoring and evaluation (M&E) of WASH

- Strengthen the capacity of the WASH enterprises' staff on Monthly Progress Tracking tool to collect data on various performance areas.
- Conduct a review and reflection meeting in each county for Phase I WASH enterprises to enhance learning and knowledge sharing.

Task 2.1: Assist WSPs upgrade business plans and strategic plans to improve their ability to qualify for debt or equity financing from the private sector

- Support five WSP partners develop their annual work plan and identify 3-5 priority investment projects.
- Support four WSPs launch their strategic plans.

Task 2.2: Assist WSPs to improve operations and financial performance

- Facilitate a 2-day learning on governance and gender that will be followed by an investment forum for WSPs in Makueni and Kitui Counties.
- Follow-up activities with all WSPs on gender equality mainstreaming and corporate governance.

- Implement four customer care trainings; one each at GWASCO and KITWASCO and other two at KIWASCO.
- Support KIWASCO implement community outreach and education program.

Task 2.3: Assist WSPs develop investment strategies that will substantially expand coverage

- Support the development of three investment proposals; one for commercial financing, and other two for county government support.
- Conduct a demand assessment in a selected project area in Kakamega

Task 2.4: Develop new products (microfinance, etc.) for WASH with financial institutions

- Support Bank partners develop a credit product for water and sanitation

Task 5.2: Integrate fecal sludge management with sanitation services

- Support county sanitation planning and investments that integrate plans and budgets for fecal sludge management and the sanitation value chain approach for WASH enterprises.

Task 5.3: Expand source water quality protection

- Rehabilitation of degraded sections of five identified riparian sections of KIWASH/WRUA-prioritized drinking water sources.
- Facilitation of updating and development of sub-catchment management plans for three WRUAs in sub-catchments critical to WSP intake points.
- Completion of the five tree nurseries as scheduled.
- Conduct 40 WRUA-level environmental sensitization meetings.

Task 5.3: Increase climate change resiliency in drinking water source planning, development and design of systems or services

- Conduct a Climate-resilient Water Safety Training to WRA, county governments and water service providers.
- Support two counties in digital baseline water resource as a basis for the planned climate change vulnerability assessments of key water sources.
- Complete the climate resilience capacity building activities with five WRUAs.

Task 6.1: Train Service Providers' staff for improved service provision

- Train 50 WSPS staff on good customer service, outreach, assessment and meeting demands for WASH services.
- Train 35 county government, WASH service providers and CSOs staff on best practices and experiences on budgeting and planning processes in the County.
- Train 25 WSPs and County Government water department staff on NRWM and improved consumer engagement.
- Train 25 spring management committee/WRUA members on good governance and spring management.

Task 6.2: Technical assistance offered to sector stakeholders for improved monitoring, evaluation, reporting, and accountability

- Train 50 institutional partners' on effective M&E and reporting on WASH related activities.
- Hold one meeting targeting 100 county legislators and officials to sensitize them on budget making and tracking process.

- Train 30 WASH actors and institutional partners on best practices and experiences in budgeting and planning processes.
- Conduct one meeting to increase institutional partners' effective participation in WASH events in the nine counties in order to disseminate information, share best practices, and coordinate activities.
- Conduct one exchange and learning visit for the WSPs and WRUA members aimed at promoting good governance and enhanced coordination and participation in catchment protection respectively in the nine counties.

Task 7.1: Policies, laws, or investment agreements (public or private) implemented that promote access to improved water supply and sanitation

- Conduct nine workshops to contribute to the national government's development of a new national water and sanitation policy.
- Hold one workshop per county to sensitize county and WSPs staff on the implication of the National Water Act 2016 and the new counties' WASH policies and associated legislation.
- Customize county specific Water, Environmental Sanitation and Hygiene policy in at least five counties.

Task 7.2: Support selected WASH sector policy reforms

- Conduct one workshop per county to customize county specific Water, Environmental Sanitation and Hygiene bill in at least five counties.
- Develop and disseminate popular versions of water and ESH policies in two counties.
- Develop and implement Nairobi County Sanitation Revolving Fund Policy and associated guidelines.
- Conduct one workshop per county to customize the County Environmental Health and Sanitation Policy, based on the prototype launched by the MOH.

Task 7.3: Support USAID program learning

- Document and share lessons learnt and practices from each of the counties.
- Develop case studies and success stories for knowledge sharing and dissemination
- Participate in quarterly County WASH Forums for reporting KIWASH implementation progress, including WASH enterprises.

II. KEY ACHIEVEMENTS (QUALITATIVE IMPACT)

ACCESS TO WATER

KIWASH aims to increase the capacity of at least 200 WASH enterprises to provide improved and expanded WASH services. To achieve this, the project works through a systematic approach of training WASH business owners and staff and on business and financial planning, customer service, product development, technical and operations management.

During the period under review, KIWASH initiated the second phase of capacity development for 120 WASH enterprises. At the same time, the initial batch of 107 WASH enterprises continued to receive technical assistance through coaching and mentoring to improve their operations and scale up their services. So far, the total number of WASH enterprises under incubation by KIWASH is 227 across the nine project counties. These efforts have resulted in 21,562 new beneficiaries gaining basic access to drinking water during the quarter.

A summary of the key achievements during the quarter includes the following:

Gap analysis of Phase II WASH enterprises

KIWASH conducted a gap analysis exercise for an additional four WASH enterprises (one each in Nairobi, Kisumu, Migori and Siaya) to bring the total number of Phase II WASH enterprises to 120. The gap analysis is used to establish existing capacity gaps and thus inform the development of enterprise-specific capacity development implementation plans, which guide the selection of capacity development interventions. The analysis is also critical in establishing baseline data for key performance parameters crucial in tracking progress towards achieving improved water, sanitation and hygiene services.

Capacity Development Implementation Plans

KIWASH supported the four additional WASH enterprises to develop enterprise-specific capacity development plans, which define the investment needs that will enable the enterprises to improve and expand their services in line with their set objectives. KIWASH will continue supporting all the 120 WASH enterprises to refine and implement their plans to make them more focused to their bigger goal of improved and expanded services.

Basic training for Phase II WASH enterprises

During the period under review, KIWASH conducted the first set of trainings across the nine project counties for 120 WASH enterprises. Based on the lessons learned during the training of Phase I WASH enterprises, the duration of the training was adjusted from two to three days, a factor that enhanced the quality of delivery. Participants were taken through three important modules, namely "*Water Sector Reforms & Right to Water", "Gender Mainstreaming"* and "*Know Your Customer & Introduction to Marketing."* Overall, these trainings equipped 239 (161 men and 74 women) WASH business owners and staff with knowledge and skills to improve their business operations for better and expanded services.

WASH enterprises training by county

No	County	Training dates	No. of WASH enterprises	No. of participants		
				Male	Female	Total
1.	Kisumu	Jan 30 – Feb 1, 2018	18	28	8	36
2.	Kakamega	February 6-8, 2018	12	14	9	23
3.	Busia	February 6-8, 2018	10	15	5	20
4.	Nyamira	February 6-8, 2018	12	15	9	24
5.	Migori	February 13-15, 2018	13	19	7	26
6.	Siaya	February 13-15, 2018	16	25	9	34
7.	Kitui	February 6-8, 2018	12	15	9	24
8.	Makueni	February 12-14, 2018	10	16	4	20

No	County	Training dates	No. of WASH enterprises	No. of participants		
				Male	Female	Total
9.	Nairobi	February 13-15, 2018	17	18	14	32
TOTAL			**120**	**165**	**74**	**239**

The training significantly improved the participant's knowledge in understanding their customers and marketing their services. With this understanding, KIWASH guided the participants in developing action plans for follow-up on-the-job coaching and mentoring to support each individual enterprise to internalize the acquired knowledge and adopt it to improve their business practices and operations. The changes in knowledge are demonstrated below:

Average scores of pre- and post-test assessments of WASH enterprise

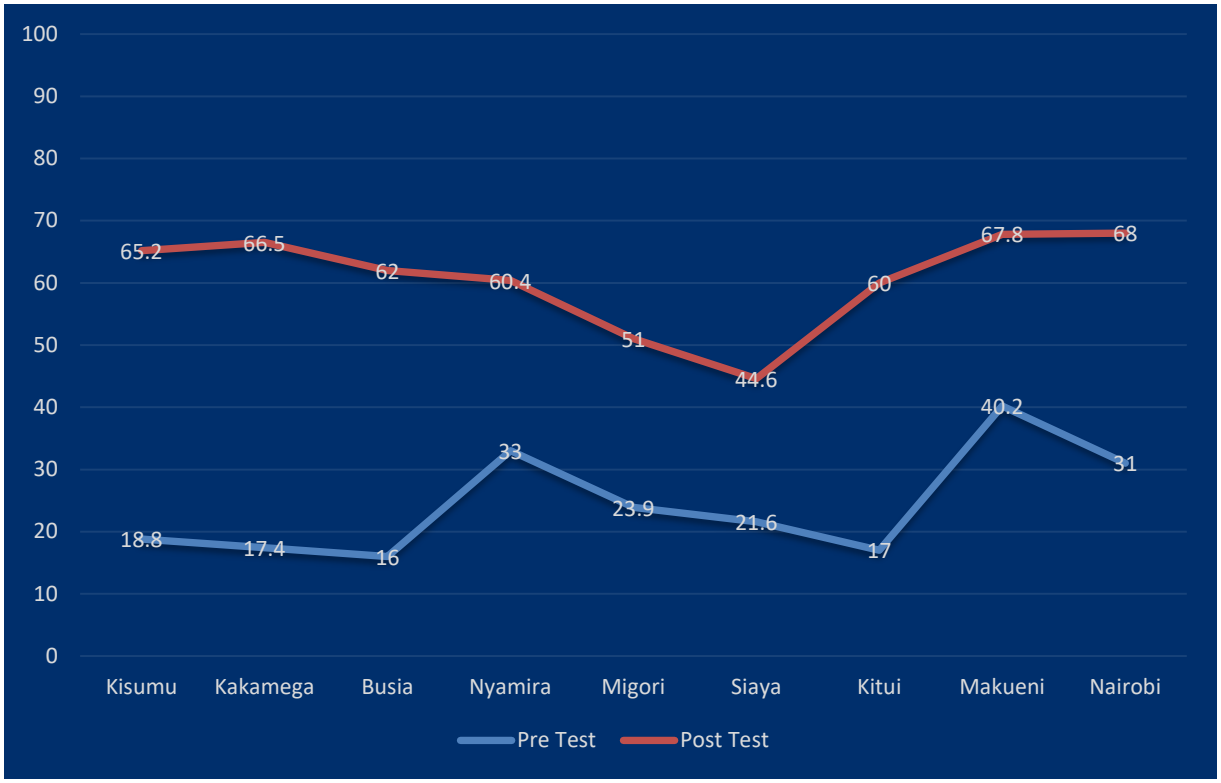

Coaching and mentoring support

KIWASH uses on-the-job coaching as a follow-on to the classroom training. During the reporting period, 120 marketing plans were drafted to help these enterprises understand their operating environment and set their sales objectives for market penetration and expansion. The draft plans are currently under review by KIWASH technical specialists to ensure that they meet the desire to expand the enterprises' customer base and increasing revenues.

Because of the coaching and mentoring support by KIWASH, most of the 227 enterprises have made deliberate efforts to improve their general business practices and refine their business plans. Overall, the WASH enterprises continue to record notable progress in a number of performance parameters, including increase in the number of customers, increase in revenue, improvements in customer care focus and outreach, and registration as legal entities. These efforts have resulted in 21,562 new beneficiaries gaining basic access to drinking water.

Coaching sessions also focused on service improvements and outreach, monitoring performance, registration as legal entities, development of customer charters and drafting of marketing plans. These sessions have been critical in helping the enterprises adopt a business orientation in all aspects of operating their businesses.

Integrity Management Toolkit

One of the strategies that KIWASH employs to further the goals of the project is collaboration with like-minded development partners. During the quarter, KIWASH and Caritas Switzerland trained 27 county officials and KIWASH staff on the Integrity Management Toolkit, which was developed by Caritas in partnership with the Water Integrity Network (WIN). The training equipped participants with coaching skills that will be useful in helping KIWASH beneficiaries in improving the performance of rural water supply schemes and WASH enterprises particularly in the area of governance and accountability.

The team is working very closely with their respective county government staff to rollout the toolkit to WSPs, WASH enterprises and county rural water supply schemes.

Effective monitoring and evaluation of WASH

During the quarter, KIWASH strengthened the capacity of all the 227 WASH enterprises under incubation in performance monitoring and reporting using the Monthly Progress Tracking Tool developed for WASH enterprises. This tool will help individual WASH enterprises to improve monthly monitoring of their progress in key parameters. The data collected will be compiled and used to provide numbers for KIWASH reports. The tools will also inform evidence-based advocacy in addition to providing vital data for internal reflection mechanisms, planning and budgeting.

Completed water infrastructure projects

By the end of this reporting period, the following six water infrastructure projects were completed and fully operational, benefitting a total of 44,437 people, as given in the table below:

Project	County	No. of beneficiaries
1. Alema borehole reticulation project (County Rural)	Busia	12,000
2. Tharaka Women Water Project (WASH Direct)	Kitui	5,500
3. Nzueni Borehole Self Help Group (WASH Direct)	Makueni	3,612
4. Makutano/Sinai bore-hole (County Rural)	Makueni	9,180
5. Mbukoni Kyulu valley borehole pipeline extension (County Rural)	Makueni	5,000
6. Mbukoni Kyulu valley borehole pipeline extension (County Rural)	Makueni	9,145
TOTAL		**44,437**

ACCESS TO FINANCING/CREDIT FOR WASH

During the quarter, KIWASH added Kiambere-Mwingi Water and Sanitation Company in Kitui County and the Mbooni Water and Sanitation Company in Makueni County to the list of WSP partners benefitting from KIWASH's technical assistance to enhance their ability to access financing for the expansion and improvement of WASH services. This has increased the total number of beneficiary WSPs from 11 to 13. The technical assistance focusses on developing strategic business plans, improving corporate governance and customer service, developing investment proposals to obtain

funding from development partners including their county governments and integrating gender equality mainstreaming.

WSP partners

Western Counties	Eastern Counties
1. **Busia** Water and Sewerage Company (BUWASCO)	8. **Kibwezi-Makindu** Water and Sewerage Company (KIMAWASCO)
2. **Gulf and Nyanas** Water and Sewerage Companies-Kisumu County	9. **Kitui** Water and Sewerage Company KITWASCO
3. **Gussi** Water and Sewerage Company (GWASCO) – Nyamira County	10. **Nairobi** City Water and Sewerage Company (NCWSC)
4. **Kakamega** County Water and Sanitation Company (KACWASCO)	11. **Wote** Water and Sewerage Company (WOWASCO)
5. **Kisumu** Water and Sewerage Company (KIWASCO)	12. **Kiambere-Mwingi** Water and Sanitation Company (KIMWASCO)
6. **Migori** County Water and Sewerage Company (MIWASCO)	13. **Mbooni** Water and Sanitation Company (MBONWASCO)
7. **Siaya-Bondo** Water and Sewerage Company (SIBOWASCO)	

Improving operations and financial performance

Strategic planning

To date, KIWASH has supported 12[4] WSPs to formulate strategic plans and one more to undertake a mid-term review of its strategic plan. During this period, KIWASH facilitated the Mbooni Water and Sanitation Company (MBONWASCO), Kiambere-Mwingi Water and Sanitation Company (KIMWASCO) and Siaya Bondo Water and Sanitation Company (SIBOWASCO) to formulate five-year strategic plans. Once complete, the companies will pursue the renewal of their Service Provision Agreements (SPA) with the Water Services Regulatory Board (WASREB).

- **Kiambere-Mwingi Water and Sanitation Company (KIMWASCO):** The KIMWASCO strategic planning workshop was held from January 29 to February 2. The 35 participants (eight women and 27 men) included the senior management, board members, county government representatives, and customer representatives.

- **Mbooni Water and Sanitation Company (MBONWASCO):** The MBONWASCO strategic planning workshop took place from February 20-23. The 17 participants (1 woman and 16 men) included the board of directors, the corporate management team, county representatives and community representatives.

- **Siaya Bondo Water and Sanitation Company (SIBOWASCO):** SIBOWASCO held their strategic planning workshop from February 26 to March 2. The 26 participants (6 women and 19 men) included the board members, corporate management team, the scheme managers, operators, and the County Executive Committee (CEC).

KIWASH discussed a review of the Nairobi City Water and Sewerage Company (NCWSC) strategic plan with 12 functional directors. This was important following changes at the board and management level as well as at the county government. The discussions highlighted the company's progress thus

[4] Gulf and Nyannas being part of KIWASCO. KIMWASCO and MBONAWASCO were added in a contract modification in January 2018.

far, the specific targets for June 2018 to June 2019 and the responsible persons to monitor and report on monthly and quarterly progress.

To date, six water and sanitation companies have launched their strategic plans. During this period, Migori Water and Sanitation Company (MIWASCO), Kitui Water and Sanitation Company (KITWASCO) and Kakamega County Water and Sanitation Company (KACWASCO) launched their strategic plans while the Board of Directors at the Kisumu Water and Sewerage Company (KIWASCO) officially adopted their strategic plan.

Corporate governance

KIWASH has trained 12 WSPs on corporate governance to help improve the oversight and efficient management and operations of water service delivery in line with the SPA License[5]. From these training sessions, the Board of Directors (BoD) and the Corporate Management Team (CMT) of the WSPs benefit from coaching to enhance individual and corporate performance, transparency and accountability while ensuring public participation. During the quarter, KIWASH facilitated training sessions on corporate governance as follows:

- **Siaya Bondo Water and Sanitation Company (SIBOWASCO):** SIBOWASCO appointed a new set of board members in December 2017. This brought in a sense of stability following serious governance challenges in the previous two years. As a result, KIWASH conducted a repeat governance training to support the new office-bearer to restore the company's normal operations. The training took place from February 12-15, 2018 and concluded with an action plan to develop the following:

    i. The annual board work plan
    ii. The board manual or charter
    iii. A schedule for meetings
    iv. An application for the SPA and cost recovery tariff
    v. Terms of Reference (ToR) for Board Committees
    vi. A strategic plan

- **Mbooni Water and Sanitation Company (MBONWASCO):** KIWASH conducted a corporate governance training from February 6-9 at MBONWASCO with 19 participants (1 woman and 18 men) including the CEC, county government water team, the BoD and the CMT. The water sector regulator, WASREB, participated in the training and provided details on the Water Act of 2016 and their corporate governance tools. The training concluded with an action plan for the water company as follows:

    i. Form board committees in line with WASREB requirements[6]
    ii. Develop a schedule of board committee meetings
    iii. Develop clear roles for the board and the CMT
    iv. Apply for SPA
    v. Discuss their tariff setting with WASREB

Gender equality mainstreaming

To date, KIWASH has trained and supported 12 WSPs on gender equality mainstreaming. As a result, NCWSC[7] and GWASCO[8] have prepared and implemented gender policies. During this quarter, KIWASH trained 20 participants (3 women and 17 men) from the staff and BoD of MBONWASCO and conducted a repeat training to the BoD and CMT during a corporate governance training.

[5] WASREB. Corporate Governance Guidelines for the Water Sector.

[6] WASREB guides on formation of relevant board committees with the Audit committee being necessary have. Other committees such as technical committee finance and administration committee for instance can be formed based on organization needs and expanse of business.

[7] Awaiting validation

[8] Being reviewed and to be validated in April.

Customer care training

To date, KIWASH has trained BUWASCO and KIWASCO staff on customer care which aims at maintaining a loyal customer base and improved revenue collection. Over time, KIWASH has observed a growing demand from water utilities to access the training because of its direct relationship with revenue collection. As a result, KIWASH commenced plans to conduct additional customer care training for the WSPs.

Investment strategies to expand coverage

Commercial financing

On February 7-8, KIWASH held a meeting with the KACWASCO management team to discuss the development of proposals for key projects to secure funding through commercial financing and the county government. From the meeting, KIWASH will support KACWASCO to develop a proposal for one of its projects in Mumias Sub-county. Once the project is implemented, KACWASCO will reach at least 35,000 people using five water kiosks thereby increasing water coverage by 29 percent.

Financing for WASH enterprises

In February 2018, KIWASH identified and initiated discussions with local banks and microfinance institutions to explore opportunities for financing of WASH enterprises. The discussions were held with four banks (ABC Bank, Family Bank, Housing Finance Bank and Cooperative Bank), one MFI (ECLOF Kenya), and one SACCO (STIMA SACCO). While ECLOF Kenya and STIMA SACCO both have existing products for WASH enterprises and organized groups respectively, follow-up meetings will be held with those institutions that are keen to collaborate with KIWASH to finalize the product development process.

County investments in WASH

In Makueni County, WOWASCO and KIMAWASCO had submitted a project proposal of KES 55,000,000 (US$ 548,900) to the county government. On February 15, KIWASH and the managing directors of the two water and sanitation companies held a meeting with the Makueni County Water Department to discuss the proposal. From the meeting, it emerged that the county government lacked enough funds for the project because it had only received 25 percent of the FY 2017/18 budget, which was shared among 30 wards. Furthermore, the national government was withholding funds from the county government until they cleared an accounting backlog.

As a result, the following actions were agreed upon:

i. KIWASH to review the water sector development partner list and share the proposal with development partners. By March, KIWASH had shared the proposal with SNV/Kenyan Markets Trust and the Water Sector Trust Fund. Both partners were making considerations to the proposal.

ii. The CEC to speak on the *County's Vision for Working with the WSPs* at a KIWASH-supported investor forum that will bring together WSPs from Makueni and Kitui counties

iii. The WSPs to develop their FY 2018/19 budgets and requests and present these to the CEC so that supplements and investments can be considered in the budget allocations

iv. The county government to support KIMAWASCO implement their new tariff through a community outreach and education strategy to facilitate the uptake of the service

v. KIWASH to work with the county representatives to develop performance based contracts for the managing directors and to hold quarterly meetings to review progress

USAID Development Credit Authority to mobilize financing for water utilities

KIWASH trained 28 Family Bank staff (8 women and 20 men) on water sector financing and USAID's Development Credit Authority (DCA) guarantee where USAID guarantees up to 50 percent of a loan by a local bank or local nonbank financial institution to encourage lending to local entrepreneurs who would otherwise be perceived as too risky to receive credit.

As a result, Family Bank is seeking to be considered for a DCA guarantee by USAID Kenya and has disbursed loans worth KES 384,000,000 (US$ 3,837,793) to small and medium WASH enterprises (SMEs) to purchase water boozers and exhausters, as well as to contract engineers to excavate dams and sink boreholes.

Creating new financial products for WASH service providers and consumers

During the reporting period, Family Bank developed a water sector specific credit product that will be launched in May 2017. The bank also developed a financing training program for its staff as KIWASH continued to engage with the Co-operative Bank of Kenya and the African Banking Corporation Limited (ABC Bank) on developing new products in commercial financing.

SANITATION AND HYGIENE

KIWASH improves access to sanitation and hygiene through an integrated approach that coordinates and builds on the impacts of Community Led Total Sanitation (CLTS), Social and Behavior Change Communication (SBCC) and Sanitation Marketing to encourage communities to take action to build toilets and observe improved hygiene practices. The project is working with the county ministries of health (MOHs) to achieve Open Defecation Free communities (ODF) in at least 1,500 villages.

This quarter, KIWASH targeted 205 villages in seven counties for CLTS implementation, resulting in 2,505 households or 12,525 people accessing basic sanitation. KIWASH also focused on scaling up sanitation marketing and hygiene promotion to promote behavior change in target communities. In order to promote project ownership, sustainability and clarification of roles, key stakeholders including community health volunteers (CHVs), community health assistants (CHAs), public health officers (PHOs) from the county and sub-county levels, and local administration representatives jointly organized and participated in the activities.

Since inception of CLTS activities in 2016, KIWASH has triggered 650 villages. Out of this, 386 villages have been verified and 228 villages have been certified as ODF. This is largely attributed to the KIWASH training of 56 public health officials as master certifiers in the last quarter.

KIWASH reached over 150,000 people with WASH messages to improve hygiene and increase the uptake of improved sanitation facilities in homes and communities. Some topical issues covered during these sessions included handwashing with soap and water at critical times, treatment and safe storage of water, and safe disposal of fecal waste.

Access to Basic Sanitation in Q2, FY 2018

		January to March 2018			
County	**Villages triggered by CLTS**	**Villages triggered in Q2, FY 2018**	**Villages verified in Q2, FY 2018**	**HHs with access to basic sanitation**	**Villages certified (inception to date)**
Kisumu	110	40	45	513	70
Nyamira	51	0	0	244	25

		January to March 2018			
County	**Villages triggered by CLTS**	**Villages triggered in Q2, FY 2018**	**Villages verified in Q2, FY 2018**	**HHs with access to basic sanitation**	**Villages certified (inception to date)**
Kitui	55	0	30	48	55
Kakamega	135	75	0	288	0
Migori	74	40	0	0	0
Siaya	150	25	50	1,133	50
Makueni	75	25	28	279	28
TOTAL	**650**	**205**	**153**	**2,505**	**228**
Total number of beneficiaries					**12,525**

Community Led Total Sanitation

CLTS baseline data collection

In preparation for the CLTS triggering process, KIWASH together with CHVs from the targeted communities conducted baseline data collection in 205 villages to determine households without access to basic sanitation and hygiene. KIWASH sensitized community health workers (CHEWs) using the CLTS data collection tool (Form A) approved by the Ministry of Health.

The CHEWs conducted door-to-door interviews while observing the existence and use of latrines as well as handwashing facilities in 16,267 households. Out of this, 3,975 households did not have a latrine while 11,343 households did not have a handwashing facility with soap for use after visiting the toilet. The interviews also helped to determine the intent of each household to construct a latrine or the challenges they faced in constructing one.

Summary of baseline data collection

County	Villages triggered in Q2, FY 2018	Total Households	HHs with latrines before triggering	HHs with handwashing facilities before triggering	HHs without handwashing facilities	HHs without latrines
Kakamega	75	8,868	7,980	3,540	5,318	888
Kisumu	40	2,837	1,999	650	2,184	836
Kitui	0	0	0	0	0	0
Makueni	25	1,232	727	182	1,050	679
Nyamira	0	0	0	0	0	0
Migori	40	1,728	814	336	1,372	914

County	Villages triggered in Q2, FY 2018	Total Households	HHs with latrines before triggering	HHs with handwashing facilities before triggering	HHs without handwashing facilities	HHs without latrines
Siaya	25	1,602	944	231	1,419	658
TOTAL	**205**	**16,267**	**12,464**	**4,939**	**11,343**	**3,975**

Triggering CLTS

Guided by the results of the baseline survey, KIWASH worked jointly with the Ministry of Health through the public health department to trigger 205 villages for CLTS implementation. During the triggering exercise, KIWASH used a participatory approach to guide the participants to profile their community, understand their water, sanitation and hygiene behaviors and the effect those behaviors had on their health thus prompting them to adopt key hygienic behaviors.

CLTS third-party certification

KIWASH facilitated third-party certification for 228 villages in Kisumu, Kitui, Makueni, Nyamira and Siaya counties in line with the Kenya ODF Protocol. Government agencies, community organizations and/or consultants that are not directly involved in the implementation of the CLTS activities conduct the third party certification. Their involvement ensures the credibility and transparency of the ODF certification process.

In Siaya county, KIWASH supported 150 villages to achieve ODF certification by reaching 15,085 people with basic sanitation. Siaya county as a whole has various partners working in collaborative efforts to improve access to sanitation and hygiene. Because of these efforts, 2,204 villages out of 2,245 have been certified as ODF. With just a few more villages to go, the Siaya County Government has invited WASH partners, including KIWASH, to an event on April 30 to celebrate the remarkable achievements towards total county ODF status.

Verification and certification of data

County	Villages triggered in Q2, FY 2018	Villages verified[9]	Villages certified by third party	HHs in the 205 villages	HHs without latrines	HHs with access to basic sanitation in Q2, FY 2018
Kakamega	75	0	0	8,868	888	288
Kisumu	40	45	70	2,837	836	513
Kitui	0	30	55	0	0	48
Makueni	25	28	28	1,232	679	279
Migori	40	0	0	1,728	914	0
Nyamira	0	0	25	0	0	244
Siaya	25	50	50	1,602	658	1,133

[9] Numbers here are higher than those triggered in the quarter as they include villages that were triggered last quarter but were not verified then

TOTAL	**205**	**153**	**228**	**1,6267**	**3,975**	**2,505**
Total number of beneficiaries reached in the 2,505 households						**12,525**[10]

Social Behavior Change Communication (SBCC)

Engaging communities to adopt key sanitation and hygiene practices

Through household visits, community forums and market activation activities, KIWASH intensified support to communities to adopt and sustain hygiene behaviors. The forums focused on health talks and demonstrations on sanitation and hygiene including correct steps for handwashing with water and soap, installation and use of tippy taps for hand washing at six critical times, treatment of water, and safe disposal of fecal waste. These messages reached 66,000 people (19,395 women and 15,484 men) in Busia, Kakamega, Kitui, Makueni, Kisumu, Migori, Nyamira, and Siaya counties. KIWASH further conducted 1,727 small group community forums reaching 40,078 people of whom 11,429 were men and 28,091 were women.

Through market day activations, 10,500 people (6,600 female and 3,900 male) in Busia, Migori, Kakamega, Kisumu and Siaya counties were reached with key messages for the adoption of proper hygiene behaviors.

Training of CHEWS and CHVs

In March, KIWASH trained 52 CHVs and six CHEWs from Kitui and Makueni counties on effective message delivery during household visits and community forums. The training adopted a participatory approach where KIWASH facilitators sought to understand the participants' perceptions of WASH, community hygiene behaviors, and the barriers to adopting hygienic practices. The participants further benefited from sensitization on education through learning (ETL) and the sanitation and hygiene discussion guide as effective ways to engage the community.

Household visits and community forums

KIWASH reached 15,705 households or 65,875 people in Kitui, Makueni, Kisumu Nyamira, Siaya, Busia Kakamega and Migori counties with hygiene and sanitation messages. These households had previously undergone the CLTS process; therefore KIWASH was supporting them to adopt and sustain hygienic behaviors. From the household visits, 15,012 households were found to have toilets, 9,752 were willing to improve their toilets, and 13,408 had a handwashing station outside the toilet facility. Through the visits and forums, KIWASH reached 49,529 people (28,085 women and 21,444 men).

[10] This is 2505 multiplied by 5; the average household size

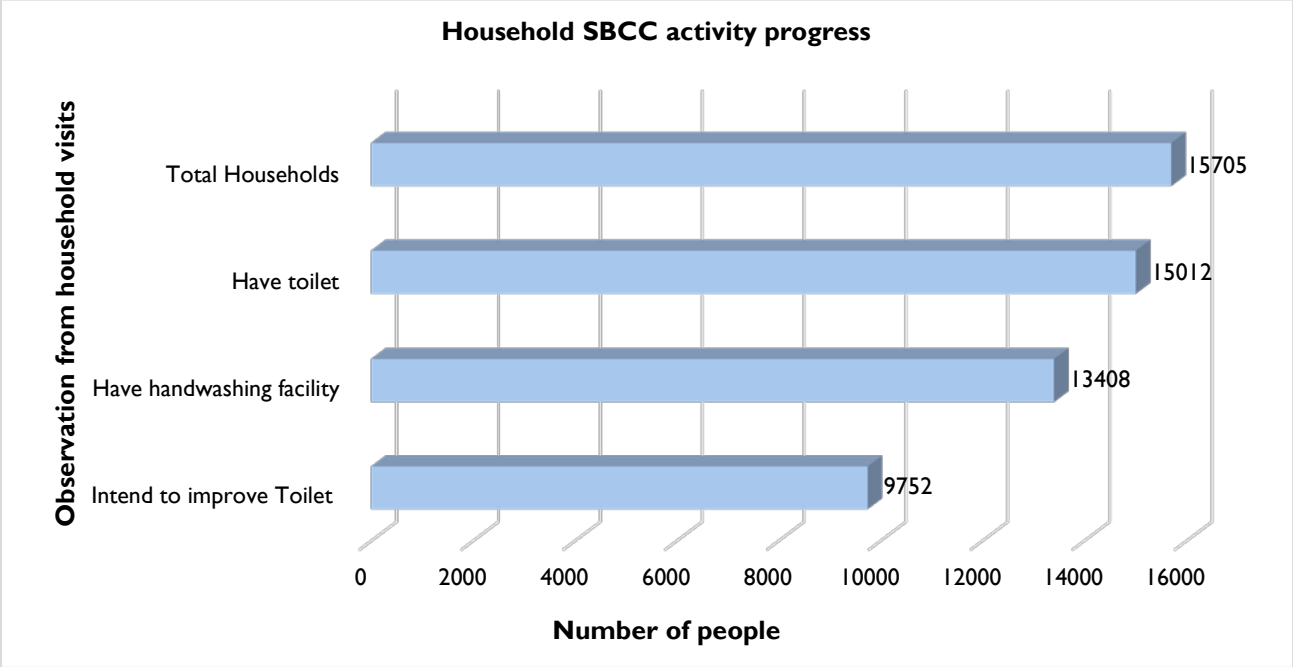

Safe hygiene kit distribution

KIWASH distributed 1,331 hygiene kits to pregnant and lactating mothers with children below two-years of age as part of the campaign to adopt safe hygiene practices while encouraging them to go for skilled maternal and child health service in various health centers across the target counties.

During the distribution exercise, nurses and facility-based CHVs trained by KIWASH conducted health talks on safe water storage, water treatment, and sanitation and hygiene. All the facilities have since recorded an increased number of mothers going for antenatal care, childbirth and post-natal care services. Eighteen health facilities also benefitted from safe water storage jerricans and handwashing points, as seen below.

County	Sub-county	Health facility	Number of kits
Kitui	Mwingi Central	Mwingi Central Sub county	67
	Mwingi West	Nzatani Health center	66
Nairobi	Ruaraka	Korogocho Health Centre	100
	Lang'ata	Kibera Health Centre	100
Makueni	Kibwezi East	Mtito Andei HC	20
		Kambu HC	27
		Nzeveni HC	20
	Kibwezi West	Makindu Sub County	66
Kisumu	Nyando	Hongo Ogosa	100
		Nyangade	100
Siaya	Bondo	Bondo SCH	66
	Gem	Yala SCH	67
Nyamira	Nyamira	Nyamira CHR	67

County	Sub-county	Health facility	Number of kits
		Nyamaiya	66
Migori	Suna West	Nyamaraga H/C	43
	Nyatike	Macalder SCH	90
Kakamega	Lugari	Matete	66
	Likuyani	Likuyani	67
Busia		Mukhobola H/C	66
	Bunyala	Port Victoria SCH	67
TOTAL			**1,331**
Large volume (500 liters) handwashing health facilities			
Kisumu	Nyando	Hongo Ogosa	1
	Kisumu East	Kisumu District Hospital	1
	Kisumu West	Chulaimbo SCH	1
TOTAL			**3**

Introduction and promotion of low-cost sanitation products and services

During the quarter, KIWASH proposed the scale up of a bio-center model in Nairobi that is expected to benefit 1,600 people in Kibera. Bio-centers are sanitary blocks that have a system to treat waste and produce biogas to be used by the community. The project is currently at the design stage through a consulting engineering firm engaged by KIWASH. To achieve more in this activity, deliberate efforts are being made to actively engage with partners involved in fecal sludge management interventions to explore means of scaling them up in the KIWASH counties.

Emergencies in WASH

KIWASH took a lead role in fostering behavior change during a cholera outbreak that occurred in Alego Usonga Sub-county in Siaya. KIWASH provided technical support in the response plan and review meeting, and monitored various BCC activities including health talks and demonstrations. To support response efforts, KIWASH distributed 40 boxes of bar soap, water treatment and 100 pieces of information pamphlets and posters at the community and household level.

AGRI-NUTRITION AND ADOPTION OF NEW TECHNOLOGIES

Closeout activities

The promotion of Essential WASH Actions (EWA) and Essential Nutrition Actions (ENA) at household level and the establishment of mother-to-mother support groups were key activities under the agri-nutrition component that was affected by changes in project funding. KIWASH held closeout meetings with the farmer groups and county and sub-county health management teams to lay down clear strategies to ensure a smooth transition and continuity of KIWASH interventions in hygiene and sanitation. Some key outcomes of the meeting were:

- CHEWs committed to continually provide oversight and supervision to KIWASH trained CHVs as guided by the community strategy framework after the closeout. CHVs will increasingly focus on the promotion of EWA at the household level; this will ensure sustained

behavior change among community members and increase the uptake of good hygiene practices.

- Before the closeout, KIWASH had embarked on a campaign to activate and strengthen mother-to-mother support groups as one of the key avenues to promote essential nutrition and hygiene actions among women in the reproductive age. For continued monitoring and support, KIWASH linked three support groups to the nearest health facility. As result of this arrangement, the mothers will continually benefit from key messages on sanitation and hygiene from the facility nurses. They will also continue with their regular meetings where they learn and share health experiences. Further, KIWASH has encouraged the groups to take up income generating activities and promote their sustainability. As a result, Ilandi mother support group in Makueni county, with a membership of 29 women, took up the production of liquid soap.

GOVERNANCE AND POLICY

KIWASH continued to work with county governments and WASH sector stakeholders to analyze, recommend, and support adoption of key policy reforms that remove constraints to business entry and operation along the entire WASH value chain, and enable sustainable and well-governed WASH businesses. During the quarter, KIWASH provided technical assistance to support institutional strengthening of county water projects, WASH enterprises and WSPs, facilitated discussions on water and sanitation policies, and supported coordination and sector learning.

WASH sector policy reforms

- KIWASH facilitated a workshop for the Nairobi County Assembly Departmental Committee of Water and Sanitation and the water executive to discuss the proposed Sewer Revolving Fund (SRF) Policy and Bill currently at the draft stage. The policy and bill will see the county leverage financing in the form of loans to private homeowners or developers to develop sewer laterals to existing trunks. This is because demand for sewerage services is high but, due to lack of financing, many parts of Nairobi (52%) lack a sewerage connection.

- KIWASH helped to finalize the Nairobi City County Water and Sanitation Policy and Bill by incorporating comments from WASH actors operating in Nairobi. The bill now awaits county executive adoption.

- In Siaya, KIWASH provided support to the Siaya County Assembly Water Committee members to review the second draft of the Water Bill and induct the new members on their mandate. The workshop produced a draft Water Bill and a road map to finalization. Members also committed to increase budgetary allocation for water services. Seventeen participants (6 women and 11 men) took part in the workshop.

- KIWASH supported the first technical workshop on the development of a water and sanitation policy for Makueni county on March 6-9. Thirty-three technical stakeholders from county and national government, as well as donor institutions attended the workshop, which focused on discussing the current state of water and sanitation in the county. The policy, once complete, will address structural issues that are hindering proper implementation of WASH in the county.

Strengthening local governance and management

- In March, KIWASH in collaboration with the Kenya Water Institute (KEWI) and Lake Victoria South Water Services Board supported two training workshops on water quality for six WSPs and county staff from Kisumu, Kitui and Makueni. The workshop prepared the staff to develop plans to improve water quality and better manage wastewater. The WSPs supported include

KIWASCO, KITWASCO, KIMWASCO, MBOWASCO, KIMAWASCO and WOWASCO. Thirty-four technical staff attended the workshop (17 women and 18 men).

- In Kakamega, KIWASH held a three-day training on customer and brand management for the Kakamega County Water and Sewerage Company (KACWASCO). The aim of the training was to coach KACWASCO staff on best practices in customer and brand management that will help in expanding the customer base, improve revenue, and expand services. Twenty-four participants took part the training workshop (14 women and 10 men).

- KIWASH, in collaboration with CARITAS, supported a three and half days training of trainers workshop on the Integrity Management Toolbox (IM) for county directors and their deputies. A total of nine county directors, deputy directors and 18 KIWASH governance and service capacity building staff from Busia, Kakamega, Kisumu, Kitui, Makueni, Migori, Nairobi, Nyamira and Siaya counties attended the training. The IM Toolbox is a package of tools used by CARITAS and now adopted by WASREB to develop capacity in water resource management and service delivery, especially for small water supply systems both in rural and urban areas.

Strengthening operations and management

- KIWASH continues to offer technical assistance to the WSPs by supporting them in their effort to restructure the management and redeployment of staff to build staff confidence and improve performance. As a result, SIBOWASCO and BUSWASCO have managed to recruit substantive managing directors to steer the companies in the right path of improved and sustainable service delivery. The MDs will report during the next quarter.

- In Nyamira, KIWASH supported Gusii Water Company to develop minimum technical specifications for an efficient and affordable billing software. Gusii Water is keen to acquire new billing software that not only meets the regulator's guidelines, but also enhances their billing efficiency and improved service delivery.

- After the completion of the strategic and business plans, KIWASH continued to support BUWASSCO to secure a Service Provider Agreement (SPA) by the regulator, WASREB, and began the process of reviewing the water supply tariff. The regulator, within its SPA, has spelled out clear targets in specific indicator areas that the utility needs to improve on. These include improved water quality, improved service hours (currently at 8 hours), improved water coverage, reduction of non-revenue water, increased metering ratio, and improved collection efficiency.

Sector coordination and learning

- KIWASH supported 15 staff from Nyamira county's health and water departments to undertake a benchmarking exercise with their counterparts in Kisumu county. Kisumu has one of the most active WASH networks in Kenya and plays a critical role in coordinating WASH activities within the county. The Nyamira team got the best insights on how to manage similar networks and had the opportunity to learn the following:

    i. Steps to institutionalizing a county WASH forum
    ii. Enhancing data and information sharing among WASH stakeholders in the county
    iii. Resource mobilization and tracking for WASH interventions to promote equity in allocation of WASH resources
    iv. Using the WASH forum for effective lobbying and advocacy on policies and regulations that have implications in WASH service delivery

- In Makueni, KIWASH held a joint meeting with USAID WASH-FIN, the Department of Water and Makueni WSPs (WOWASCO, KIMAWASCO and MBOONIWASCO) to discuss opportunities in commercial financing of WSPs. Makueni county leadership is keen on working with USAID to transform WSPs to a level of credit worthiness in order to attract investments in the WASH sector. KIWASH will support a stakeholder meeting/investment forum to discuss bankable WASH projects in the county.

- In Nairobi, KIWASH attended a round-table on Science and Policy on Integrated Water Resource Management (IWRM) organized by RTI and the Stockholm Environment Institute (SEI). Two models were presented, one by RTI and the other by WRA, with a focus on rainfall runoff response leading to catchment protection and flood prediction respectively. These Decision-Support System (DSS) tools are key to climate change management globally. Among the attendees were SEI research team, Water Resources Authority (WRA), RTI's Water Resource Management Division (WRMD), KIWASH among others.

County-level planning and budgeting

- In Kakamega, Kisumu, Kitui, Makueni, Migori, Nairobi, Nyamira and Siaya counties, KIWASH steered WASH taskforces to discuss and contribute to the County Integrated Development Plans (CIDP) 2017-2022. The CIDP is a key county development document that sets the development agenda for within a period of five years for all the devolved functions. KIWASH used these fora to advance its agenda of advocating for increased WASH budgeting and planning, policy and governance reforms. As a result of this engagement, Siaya county developed a supplementary budget that seeks to uplift and support five WASH enterprises that have been struggling with huge operation expenses. The five include Hawinga, North Alego Uhuyi Rwe, Bar Ober and Kowuo Women Community Water Project. With this county support, 10,000 people will gain access to basic water.

Strengthening the effective monitoring and evaluation of WASH

- KIWASH shared with the WASH actors in Nairobi county a matrix for reporting interventions in the county. The monitoring tool dubbed the 4W matrix (who, where, what, when) to be adopted in the next quarter will help the county to monitor progress in achieving the goals set out in the County Integrated Development Plan (CIDP) 2017/2018 to 2021/2022; as well as reduce duplication of activities implemented by various WASH actors in the county. The tool is set for launch in the coming quarter between April and June 2018.

ENVIRONMENTAL SUSTAINABILITY

KIWASH continued to work with various stakeholders in the conservation of priority water catchments in focus counties as well as protection of critical drinking water sources in different sub-catchments. During the quarter, KIWASH made significant progress in introducing climate resilience activities with 27 institutions in the nine counties. These institutions play specific roles in water resource management, distribution and supply.

KIWASH has also continued with the effort to increase WRUA functional coverage within sub-catchments that support KIWASH-supported WSPs and WASH enterprises. To date KIWASH actively works with 18 Water resources Users Associations (WRUAs), 15 in western region and three in eastern region.

Expansion of source water quality protection

Water catchment conservation

KIWASH helped plant 17,500 tree seedlings in water catchment areas during World Wetland Day, World Forest Day, World Water Day, and as part of conservation measures around protected springs. The conservation of catchment areas through tree planting directly contributes to WRUA functional coverage increase.

KIWASH also established two tree nurseries in Kisat WRUA in Kisumu county and Ikonzo WRUA in Busia county. Climate Change Committees formed by the WRUAs manage these tree nurseries. Sixty five percent of the tree seedlings from these nurseries will be used to promote environmental

conservation such as soil conservation, protection of water sources, and increasing areas brought under tree cover within the water users' radii; 35 percent will be sold by the WRUAs for income.

Expanded WRUA baseline mapping

KIWASH started the expanded water resource and vulnerability mapping in six out of the 18 WRUAs to help identify risks and build a baseline for expanding water source quality protection. The outcome of this mapping exercise will enable KIWASH and the WRUAs to identify other water sources that communities rely on and those which need to be rehabilitated and conserved. KIWASH will focus on the rehabilitation of degraded riparian areas around drinking water sources, catchment conservation and environmental sensitization. This mapping activity will be completed at the end of April 2018.

Building climate change resiliency in drinking water source planning, development and design of systems/services

KIWASH obtained the downscaled climate and runoff projections report and data from the Regional Centre for Mapping of Resources for Development (RCMRD). The report provides catchment specific projections in each of the nine counties, and is a basis for continued climate change capacity building for the counties, specifically water security planning trainings. KIWASH has disseminated the data to the respective counties.

Institutional Climate Change CAP assessment

The Climate Change Capacity and Performance (CC CAP) Assessment Tool was used to conduct a baseline capacity assessment on selected WASH stakeholder institutions. Twenty-seven institutions including WRMA, WSPs, county departments in charge of water, environment and climate change, and WRUAs were subjected to the CAP assessments. The assessment found that most of the institutions have inadequate technical capacity to integrate climate change into water resource management, though some measure of effort is actively made to include some climate change-related issues in water resource planning.

Climate change capacity building

Based on the downscaled climate and run-off projections data, KIWASH conducted county stakeholder meetings with at least 27 institutions to present the results of the climate change and run-off projections for respective counties. During these meetings, KIWASH gathered information about climate data availability and the skill level available in these institutions to use climate change and runoff data in water resource management. KIWASH also collected feedback on the presentation of downscaled climate and run-off projections data, and the usefulness of the information for planning future WASH activities.

Twenty-five officers from the departments of water, environment and climate change were trained in the use of climate change data in water safety and resilience planning, source water protection, infrastructure design and sanitation. KIWASH aims to build skills and knowledge at the county and national level in order to influence relevant policies towards being more climate change-responsive. The training also included free installation of GeoCLIM, a climate data analysis tools for historical and future climate data analysis, GeoMOD, a climate-modelling tool for scenario modeling of climate variables, and QGIS, a GIS software, mainly for use in complex modelling.

Sixty percent of the participants strongly agreed that the training experience would be useful in their routine work. Five major evaluation areas also showed that there was improved knowledge transfer after the training. These included new and improved knowledge in the use of GeoCLIM, GeoMOD, on generating climate scenarios from Ocean SST regions, SCS-CN, generating precipitation-runoff simulations from downscaled rainfall data, and creating rainfall and runoff graphs using Excel.

III. ACTIVITY PROGRESS (QUANTITATIVE IMPACT)

TABLE 1: PERFORMANCE DATA TABLE

Number of people gaining access to basic drinking water services as a result of USG assistance.
Crosscutting IND 1. (HL 8.1-1):

TASKS: Expand source water quality protection and Assist WSPs to improve operations and financial performance
ACTIVITY 1: Assist WSP boards of directors and corporate management teams to understand and apply good governance practices that guide the company to improved operational and financial performance and establish clear indicators of success.
ACTIVITY 2: Roll out WRUA support activities and, in conjunction with the relevant WRMA offices, assist WRUAs to increase functional coverage.

UNIT	DISAGGREGATE BY: County, Gender, activity type					
	Geographic Location	**Activity Title**	**Date**	**W**	**M**	**Sub-total**
	Busia	Technical assistance to BUSWASCO leading to new connection to 78 households	January – March, 2018	203	187	**390**
		Technical assistance support provided to Amatsi Community Water Supply Project leading to 2 new household connections	January – March, 2018	5	5	**10**
		Technical assistance support provided to Benga Women Water Project leading to 2 new household connections	January – March, 2018	5	5	**10**
		Technical assistance support provided to Ogalo Water Users Association leading 13 new household connections	January – March, 2018	33	32	**65**
		Campaign and outreach services leading to 11 new household connections at Siwongo Wakhungu Community Water Supply Project	January – March, 2018	28	27	**55**
		Technical assistance support provided Budwongi Community Water Supply leading to 8 new household connections	January – March, 2018	20	20	**40**
		Campaign and outreach services leading to 6 new household connections at Nasewa Community Water Supply Project	January – March, 2018	15	15	**30**
		Campaign and outreach services leading to 1 new household connection at Mayenje Community Water Supply Project	January – March, 2018	3	2	**5**
		Technical assistance support provided to Malanga Maira Community Water Project leading to 11 new household connections	January – March, 2018	28	27	**55**
		Technical assistance to KACWASO leading to new connection to 1,286 households	January – March, 2018	3,344	3,086	**6,430**
		Technical assistance/ capacity building support leading to 9 new household connections at Bukura Community Water Supply Project	January – March, 2018	23	22	**45**
		Technical assistance/ capacity building support leading to 3 new household connections at Ileho Community Water Supply Project	January – March, 2018	8	7	**15**
		Technical assistance/ capacity building support leading to 6 new household connections at Matete Community Water Supply Project	January – March, 2018	15	15	**30**
		Technical assistance/ capacity building support leading to 25 new household connections at Maturu Lwandeti Community Water Supply Project	January – March, 2018	64	61	**125**
		Technical assistance/ capacity building support leading to 3 new household connections at Mutoma Mulambo Community Water Supply Project	January – March, 2018	8	7	**15**
		Kakamega	January – March, 2018	31	29	**60**

	Technical Assistance/ Capacity Building Support leading to 8 new household connections at Kambiri Community Water Supply Project	January – March, 2018	20	20	**40**
	Technical Assistance/ Capacity Building Support leading to 23 new household connections at Mukongolo Community Water Supply Project	January – March, 2018	59	56	**115**
	Technical Assistance/ Capacity Building Support leading to 4 new household connections at Bukura Ekapuonje Community Water Supply Project	January – March, 2018	10	10	**20**
	Technical Assistance/ Capacity Building Support that led to Waterman Agencies selling and equipping a hand pump to a shallow well that serves one household in Kakamega	January – March, 2018	3	2	**5**
	Technical Assistance/ Capacity Building Support leading to 2 new household connections at East Wanga Community Water Supply Project.	January – March, 2018	5	5	**10**
Kisumu	Technical assistance to KIWASCO leading to new connection to 1,015 households	January – March, 2018	2,588	2,487	**5,075**
	Technical assistance to GULF leading to new connection to 60 households	January – March, 2018	153	147	**300**
	Technical assistance to NYANAS leading to new connection to 84 households	January – March, 2018	214	206	**420**
	Technical assistance/ capacity building Support leading to 25 New Household connections and 2 reconnections as a result of service improvements at Ahero Catholic Water Supply Project	January – March, 2018	69	66	**135**
	Technical assistance/ capacity building support leading to 11 New Household connections and 2 reconnections at Boya Community Water Supply Project	January – March, 2018	33	32	**65**
	Technical Assistance/ Capacity Building Support leading to 15 new household connections at St. Anne's Mwangaza Water Supply Project	January – March, 2018	38	37	**75**
	Technical assistance/ capacity building support leading to 12 new household connections at Wandiege Water and Sanitation Company	January – March, 2018	31	29	**60**
	Technical assistance/ capacity building support leading to 3 new household connections at Sondu Miriu Right Bank Community Water Supply Project	January – March, 2018	8	7	**15**
	Technical assistance/ capacity building Support leading to 6 new household connections at Manyatta Water and Sanitation Project	January – March, 2018	15	15	**30**
	Technical assistance/ capacity building support leading to 1 new household connections at Nyang'oma Community Water Supply Project	January – March, 2018	3	2	**5**
	Technical assistance/ capacity building support leading to 7 new household connections and 1 water kiosk at Oliketi Women Group Water Supply Project	January – March, 2018	69	66	**135**
	Technical assistance/ capacity building support leading to 15 new household connections at Mowlem Akado Group Water Supply Project	January – March, 2018	38	37	**75**
	Technical assistance/ capacity building support leading to 25 new household connections at Mowlem Unit Self Help Group Water Supply Project	January – March, 2018	64	61	**125**
Kitui	Technical assistance to KITWASCO leading to new connection to 250 households	January – March, 2018	650	600	**1,250**
	Technical assistance to KIMWASCO leading to new connection to 100 households	January – March, 2018	260	240	**500**
	Readjusted Figures for Infrastructure work for Tharaka Women Water Project	January – March, 2018	12,818	12,207	**25,025**
	Technical assistance/capacity building support leading to 10 new household connections at Mumbuni/ Katalwa Water Project	January – March, 2018	26	24	**50**
	Technical assistance/capacity building support leading to 12 connected Households and 1 No rehabilitated water kiosk benefitting 300 people at Kithambangii Water Project	January – March, 2018	184	176	**360**
	Technical assistance/ capacity building support leading to 2 new household connections at Abundant Water Project	January – March, 2018	5	5	**10**
	Technical assistance/ capacity building support leading to 3 new household connections at Mwivaki Water Project	January – March, 2018	8	7	**15**
	Technical assistance/ capacity building support leading to 1 new household connections at Musyau Water Project	January – March, 2018	3	2	**5**

	Technical assistance/ capacity building support leading to operationalization of 13 No water kiosks rehabilitated by KIWASH benefitting about 13047 people	January – March, 2018	6,683	6,364	**13,047**
Makueni	Technical assistance to MBOONIWASCO leading to new connection to 612 households	January – March, 2018	1,561	1,499	**3,060**
	Technical assistance to WOWASCO leading to new connection to 70 households	January – March, 2018	179	171	**350**
	Readjusted figures for infrastructure work for Makutano/Sinai Water Supply Project	January – March, 2018	446	425	**871**
	Readjusted figures for infrastructure work for Nzueni borehole SHG Water Project	January – March, 2018	1,014	966	**1,980**
	Infrastructure work assistance to Kyulu Valley CBO Water Project	January – March, 2018	919	876	**1,795**
	Technical assistance to KIMAWASCO leading to new connection to 55 households	January – March, 2018	140	135	**275**
	Technical assistance/ capacity building support leading to laying of a 3 km pipeline extension leading to 10 household connections at Makutano/Sinai Water Project:	January – March, 2018	31	29	**60**
	Technical assistance/ capacity building support leading to rehabilitation and operationalized of 7 water kiosks a result of direct investment by KIWASH at Nzueni Water Enterprise	January – March, 2018	2,049	1,951	**4,000**
	Technical assistance/ capacity building support leading to 7 new household connection and operationalization of 2 No. water kiosks each serving about 500 people at Chulu Valley Group Water Supply Project	January – March, 2018	530	505	**1035**
	Technical assistance/ capacity building support leading to 2 new household connections at Kanaani Kiboko B Self Help Group Water Project	January – March, 2018	10	10	**20**
Migori	Technical assistance to MIWASCO leading to new connection to 143 households	January – March, 2018	372	343	**715**
	Technical assistance support provided leading 2 new household connections at Nyasare Water and Sanitation Company.	January – March, 2018	5	5	**10**
Nairobi	Technical assistance/ capacity building support leading to 10 new connections at Geoseismic Water Project:	January – March, 2018	26	24	**50**
	Technical assistance support provided to Gatwekera Tosha Network leading to 3 additional Customers benefitting	January – March, 2018	8	7	**15**
	Technical assistance support provided to Sundown Self Help Group leading to 5 additional Customers benefitting / being served	January – March, 2018	13	12	**25**
	Technical assistance support provided to New Juja Road Youth Group leading to 2 new connections / customers benefitting	January – March, 2018	128	122	**250**
Nyamira	Technical assistance to GWASCO leading to new connection to102 households	January – March, 2018	265	245	**510**
	Technical assistance support provided to Moiskin Aqua Springs Water Project leading to 20 more households gaining access water at 1 water kiosk as a result	January – March, 2018	51	49	**100**
	Technical assistance Support provided to Bomwagamo Water Project leading to 20 more HH Connections and 80 other HHs gaining access from 2 No rehabilitated Water Kiosks as a result	January – March, 2018	256	244	**500**
	Technical assistance support provided to Mekenene Water Project leading to 60 more households gaining access to water from 3 No. existing communal water points as a result	January – March, 2018	154	146	**300**
Siaya	Technical assistance to SIBOWASCO leading to new connection to 300 households	January – March, 2018	795	705	**1,500**
	Technical assistance support provided leading to 4 new household connections and 6 reconnections due to improved service at Osieko Nambo Water & Sanitation Company	January – March, 2018	26	24	**50**
	Technical assistance Support provided leading to 3 new connections at BarOber Community Water Supply Project	January – March, 2018	8	7	**15**
	Technical assistance Support provided leading to 8 New household connections at South West Sakwa Community Water Supply company	January – March, 2018	20	20	**40**
	Technical assistance support provided leading to 1 new connection at North Alego Community Water Supply Project	January – March, 2018	3	2	**5**
	Technical assistance support provided leading to 6 new household connections at Sigomre Community Water Supply Project	January – March, 2018	15	15	**30**

	Technical assistance support provided leading to 1 new household connection at Koteyo Community Water Supply Project	January – March, 2018	3	2	**5**
	Technical assistance Support provided leading to 3 new household connections at Akala Community Water Supply Project	January – March, 2018	8	7	**15**
	Technical assistance support provided leading to 5 new household connections at West Uyoma Community Water Supply Project	January – March, 2018	26	24	**50**
	Technical assistance support provided leading to 6 new household connections at Sirembe Community Water Supply Project	January – March, 2018	15	15	**30**
	Total		**36,966**	**35,042**	**72,008**

Result

Additional Criteria **If other criteria are important, add lines for setting targets and tracking**	**Baseline**		**Results Achieved Prior Periods through 31-Dec -17**		**Results Achieved this Reporting quarter 31-Mar -18**				**FY 2017 Target**		**FY 2018 Target**		**FY 2019 Target**		**End of Activity Target**	
			Achieved		**Target**		**Achieved**		**Target**		**Target**		**Target**		**Target**	
	W	**M**	**W**	**M**	**W**	**M**	**W**	**M**	**W**	**M**	**W**	**M**	**W**	**M**	**W**	**M**
Sex*: Women (W), Men (M	**0**	**0**	**127,258**	**121,086**	**17,073**	**16,263**	**36,966**	**35,042**								
Busia	**0**	**0**	10,284	9,782	1,897	1,807	340	320	7,696	7,330	10,813	10,298			44,732	42,601
Kakamega	**0**	**0**	28,276	26,973	1,897	1,807	3,590	3,320	7,696	7,330	10,813	10,298			44,732	42,601
Kisumu	**0**	**0**	14,505	13,817	1,897	1,807	3,323	3,192	7,696	7,330	10,813	10,298			44,732	42,601
Kitui	**0**	**0**	26,371	25,024	1,897	1,807	20,637	19,625	7,696	7,330	10,813	10,298			44,732	42,601
Makueni	**0**	**0**	15,546	14,808	1,897	1,807	6,879	6,567	7,696	7,330	10,813	10,298			44,732	42,601
Migori	**0**	**0**	3,652	3,472	1,897	1,807	377	348	7,696	7,330	10,813	10,298			44,732	42,601
Nairobi	**0**	**0**	18,074	17,211	1,897	1,807	175	165	7,696	7,330	10,813	10,298			44,732	42,601
Nyamira	**0**	**0**	5,848	5,564	1,897	1,807	726	684	7,696	7,330	10,813	10,298			44,732	42,601
Siaya	**0**	**0**	4,702	4,435	1,897	1,807	919	821	7,696	7,330	10,813	10,298			44,732	42,601

Number of people gaining access to basic sanitation as a result of USG assistance.

Cross-Cutting IND 2 (HL 8.2-2)

TASK: Scale up sanitation, sanitation marketing, and hygiene promotion

ACTIVITY: Support selected villages and/or wards in delivering open defecation free status through appropriate sanitation and hygiene approaches.

UNIT	DISAGGREGATE BY: County, Gender, Activity type					
	Geographic Location	**Activity Title**	**Date**	**W**	**M**	**Sub-total**
	Busia	-	-	-	-	-
	Kakamega	Post triggering progress at village level to achieve access to basic sanitation	January – March, 2018	738	702	**1,440**
	Kisumu	Post triggering progress at village level to achieve access to basic sanitation	January – March, 2018	1,314	1,251	**2,565**
	Kitui	Post triggering progress at village level to achieve access to basic sanitation	January – March, 2018	123	117	**240**
	Makueni	Post triggering progress at village level to achieve access to basic sanitation	January – March, 2018	715	680	**1,395**
	Migori	Post triggering progress at village level to achieve access to basic sanitation	January – March, 2018	-	-	**-**
	Nairobi	-	-	-	-	**-**
	Nyamira	Post triggering progress at village level to achieve access to basic sanitation	January – March, 2018	625	595	**1,220**
	Siaya	Post triggering progress at village level to achieve access to basic sanitation	January – March, 2018	2,902	2,763	**5,665**
				6,415	**6,110**	**12,525**

Results:

Additional Criteria	Baseline		Results Achieved Prior Periods through 31-Dec -17		Results Achieved this Reporting quarter 31-Mar -18				Reporting Period	FY 2017 Target		FY 2018 Target			End of Activity Target		
			Achieved		Target		Achieved		Target	Target		Target			Target		
	W	M	W	M	W	M	W	M		W	M	W	M		W	M	
Sex*: Women (W), Men (M)	**0**	**0**	**12,523**	**11,542**	**4,086**	**3,891**	**6,415**	**6,110**		**24,072**	**22,926**	**24,073**	**22,927**		**121,392**	**115,608**	
Busia	-	-	0	0	-	-	-	-		-	-	-	-		-	-	
Kakamega	0	0	890	825	584	556	738	702		4,012	3,821	3,439	3,275		20,232	19,268	
Kisumu	0	0	1766	1699	584	556	1,314	1,251		4,012	3,821	3,439	3,275		20,232	19,268	
Kitui	0	0	1398	1302	584	556	123	117		4,012	3,821	3,439	3,275		20,232	19,268	
Makueni	0	0	540	515	584	556	715	680		4,012	3,821	3,439	3,275		20,232	19,268	
Migori	0	0	1419	1331	584	556	-	-		4,012	3,821	3,439	3,275		20,232	19,268	
Nairobi	-	-	0	0	-	-	-	-		-	-	-	-		-	-	
Nyamira	0	0	702	653	584	556	625	595		4,012	3,821	3,439	3,275		20,232	19,268	
Siaya	0	0	5808	5217	584	556	2,902	2,763		4,012	3,821	3,439	3,275		20,232	19,268	

Number of communities verified as ODF with a monitoring plan as a result USG assistance.

Cross-Cutting IND 3 (HL 8.2-1)

TASK: Scale up sanitation, sanitation marketing, and hygiene promotion

ACTIVITY: Support selected villages and/or wards in delivering open defecation free status through appropriate sanitation and hygiene approaches.

UNIT	DISAGGREGATE BY: County				
	Geographic Location	**Activity Title**	**Date**		**Sub-total**
	Busia	-	-		-
	Kakamega	-	-		-
	Kisumu	Verification of ODF status in villages	January – March, 2018		**45**
	Kitui	Verification of ODF status in villages	January – March, 2018		**30**
	Makueni	Verification of ODF status in villages	January – March, 2018		**28**
	Migori	-	-		-
	Nairobi	-	-		-
	Nyamira	-	-		-
	Siaya	Verification of ODF status in villages	January – March, 2018		**50**
	Total				**153**

Results:

Additional Criteria **If other criteria are important, add lines for setting targets and tracking**	**Baseline**	**Results Achieved Prior Periods through 31-Dec -17**	**Results Achieved this Reporting quarter 31-Mar -18**		**Reporting Period**	**FY 2017 Target**	**FY 2018 Target**	**FY 2019 Target**	**End of Activity Target**
		Achieved	**Target**	**Achieved**	**Target**	**Target**	**Target**	**Target**	**Target**
	0	**233**	**18**	**153**		**28**	**70**		**200**
Busia	-	-	-	-		-	-		-
Kakamega	0	35	2	-		4	10		33
Kisumu	0	25	2	45		4	10		33
Kitui	0	25	2	30		4	10		33
Makueni	0	25	2	28		4	10		33
Migori	0	11	2	-		4	10		33
Nairobi	-	-	-	-		-	-		-
Nyamira	0	26	2	-		4	10		33
Siaya	0	86	2	50		4	10		33

Number of people with improved service quality from an existing/safely managed drinking water service as a result of USG assistance.

Cross-Cutting IND 4 (HL 8.1.3)

TASK: Assist WSPs to improve operations and financial performance

ACTIVITY: Assist WSP boards of directors and corporate management teams to understand and apply good governance practices that guide the company to improved operational and financial performance and establish clear indicators of success.

UNIT	DISAGGREGATE BY: County, Gender					
	Geographic Location	**Activity Title**	**Date**	**W**	**M**	**Sub-total**
	Busia	-	-	-	-	-
	Kakamega	-	-	-	-	-
	Kisumu	-	-	-	-	-
	Kitui	Infrastructure work assistance to Tharaka Women Water Project	January – March, 2018	9,281	8,840	**18,121**
	Makueni	Infrastructure work assistance to Makutano Community Borehole Project	January – March, 2018	1,285	1,223	**2,508**
		Infrastructure work assistance to Nzueni borehole SHG Water Project	January – March, 2018	568	541	**1,109**
		Infrastructure work assistance to Kyulu Valley CBO Water Project	January – March, 2018	957	911	**1,868**
	Migori	-	-	-	-	-
	Nairobi	-	-	-	-	-
	Nyamira	-	-	-	-	-
	Siaya	-	-	-	-	-
	Total			**12,091**	**11,515**	**23,606**

Results:

Additional Criteria	Baseline		Results Achieved Prior Periods through 31-Dec -17		Results Achieved this Reporting quarter 31-Mar -18				Reporting Period	FY 2017 Target		FY 2018 Target		FY 2019 Target	End of Activity Target		
			Achieved		Target		Achieved		Target	Target		Target		Target		Target	
	W	M	W	M	W	M	W	M	W	W	M	W	M	W		W	M
Sex*: Women (W), Men (M)	**0**	**0**	**7,561**	**7,200**	**10,884**	**10,336**	**12,091**	**11,515**		**51,219**	**48,780**	**43,537**	**41,463**			**128,052**	**121,950**
Busia	**0**	**0**	3,073	2,927	1,209	1,152	-	-		5,691	5,420	4,837	4,607			14,228	13,550
Kakamega	**0**	**0**	-	-	1,209	1,152	-	-		5,691	5,420	4,837	4,607			14,228	13,550
Kisumu	**0**	**0**	-	-	1,209	1,152	-	-		5,691	5,420	4,837	4,607			14,228	13,550
Kitui	**0**	**0**	-	-	1,209	1,152	9,281	8,840		5,691	5,420	4,837	4,607			14,228	13,550
Makueni	**0**	**0**	2,106	2,005	1,209	1,152	2,810	2,675		5,691	5,420	4,837	4,607			14,228	13,550
Migori	**0**	**0**	-	-	1,209	1,152	-	-		5,691	5,420	4,837	4,607			14,228	13,550
Nairobi	**0**	**0**	-	-	1,209	1,152	-	-		5,691	5,420	4,837	4,607			14,228	13,550
Nyamira	**0**	**0**	-	-	1,209	1,152	-	-		5,691	5,420	4,837	4,607			14,228	13,550
Siaya	**0**	**0**	2,382	2,268	1,209	1,152	-	-		5,691	5,420	4,837	4,607			14,228	13,550

Number of service provider staff trained for improved service provision.

Custom Output IND 6.1:

TASK: Assist WSPs to improve operations and financial performance

ACTIVITY: Assist WSP boards of directors and corporate management teams to understand and apply good governance practices that guide the company to improved operational and financial performance and establish clear indicators of success.

UNIT

DISAGGREGATE BY: County, Gender

Geographic Location	Activity Title	Date	W	M	Sub-total
Busia	WASH enterprise training: Water Sector Reforms, Right to Water, Gender Inclusion, Know your Customer and Introduction to Marketing (10 Enterprises)	January – March, 2018	5	15	20
Kakamega	Training of Technical staff (KACWASCO) on Customer Care and Brand Management	January – March, 2018	14	10	**24**
	WASH enterprise training: Water Sector Reforms, Right to Water, Gender Inclusion, Know your Customer and Introduction to Marketing (12 Enterprises)	January – March, 2018	9	14	**23**
Kisumu	Training of technical staff (KIWASCO) on Water Quality Management	January – March, 2018	6	7	**13**
	Training of technical staff (County government) on Water Quality Management	January – March, 2018	1	4	**5**
	WASH enterprise training: Water Sector Reforms, Right to Water, Gender Inclusion, Know your Customer and Introduction to Marketing (18 Enterprises	January – March, 2018	8	18	**36**
Kitui	Training of technical staff (KITWASCO) on Water Quality Management	January – March, 2018	3	2	**5**
	Training of technical staff (County government) on Water Quality Management	January – March, 2018	1	1	**2**
	WASH enterprise training: Water Sector Reforms, Right to Water, Gender Inclusion, Know your Customer and Introduction to Marketing (12 Enterprises)	January – March, 2018	9	15	**24**
Makueni	Training of technical staff (MBOONIWASCO) on Water Quality Management	January – March, 2018	0	3	**3**
	Training of technical staff (WOWASCO) on Water Quality Management	January – March, 2018	1	2	**3**
	Training of technical staff (KIMAWASCO) on Water Quality Management	January – March, 2018	2	1	**3**
	Training of technical staff (County government) on Water Quality Management	January – March, 2018	0	1	**1**
	WASH enterprise training: Water Sector Reforms, Right to Water, Gender Inclusion, Know your Customer and Introduction to Marketing (10 Enterprises)	January – March, 2018	4	16	**20**
Migori	WASH enterprise training: Water Sector Reforms, Right to Water, Gender Inclusion, Know your Customer and Introduction to Marketing (13 Enterprises)	January – March, 2018	9	17	**26**
Nairobi	WASH enterprise training: Water Sector Reforms, Right to Water, Gender Inclusion, Know your Customer and Introduction to Marketing (17 Enterprises)	January – March, 2018	14	18	**32**
Nyamira	WASH enterprise training: Water Sector Reforms, Right to Water, Gender Inclusion Know your Customer and Introduction to Marketing (12 Enterprises)	January – March, 2018	9	15	**24**
Siaya	Training of SIBOWASCO staff (BOD and CMT) on Corporate Governance	January – March, 2018	3	7	**10**
	WASH enterprise training: Water Sector Reforms, Right to Water, Gender Inclusion, Know your Customer and Introduction to Marketing (16 Enterprises)	January – March, 2018	9	25	**34**
Totals			**107**	**191**	**308**

Results:

Additional Criteria	Baseline	Results Achieved Prior Periods through 31-Dec -17	Results Achieved this Reporting quarter 31-Mar -18	Reporting Period	FY 2017 Target	FY 2018	End of Activity Target

			Achieved		Target		Achieved		Target	Target		Target		Target			
	W	M	W	M	W	M	W	M	W	W	M	W	M		W	M	
Sex*: Women (W), Men (M)	**0**	**0**	**254**	**508**	**26**	**24**	**107**	**191**		**54**	**45**	**54**	**45**		**153**	**144**	
Busia	**0**	**0**	26	70	3	3	5	15		6	5	6	5		17	16	
Kakamega	**0**	**0**	59	84	3	3	23	24		6	5	6	5		17	16	
Kisumu	**0**	**0**	65	104	3	3	15	29		6	5	6	5		17	16	
Kitui	**0**	**0**	43	77	3	3	13	18		6	5	6	5		17	16	
Makueni	**0**	**0**	42	100	3	3	7	23		6	5	6	5		17	16	
Migori	**0**	**0**	0	0	3	3	9	17		6	5	6	5		17	16	
Nairobi	**0**	**0**	0	0	3	3	14	18		6	5	6	5		17	16	
Nyamira	**0**	**0**	0	0	3	3	9	15		6	5	6	5		17	16	
Siaya	**0**	**0**	19	73	3	3	12	32		6	5	6	5		17	16	

IV. CONSTRAINTS AND OPPORTUNITIES

Challenge/opportunity	Actions taken or recommendations to address the challenges
County government transfer of staff especially the KIWASH trained staff who had been engaged for spearheading implementation of activities at various levels	KIWASH has increased the number of health care providers trained per Sub County to support programming and additionally conducted on the job training where necessary to ensure continuity.
Desired impact in behavior change communications takes long to realize as this is a process and the community members are at different stages on the behavior change continuum/ladder.	CHVs are facilitated by KIWASH and make individual household visits to reinforce and address inherent challenges for adopting and sustenance of the desired behaviors KIWASH utilizes numerous household contact points through the integrated program- where similar messages and actions are reinforced hence speeding up behavior change. These contact points are CLTS, Community EWA /ENA messaging by CHV, follow up social marketing, health talks at the facility, national day celebration events that include demonstrations and health talks on WASH.
County governments have planned to increase investment and interest in water service provision.	KIWASH is working closely with the county governments to ensure that the WASH enterprises who have received capacity-building support are considered for further support by the county governments through budgetary allocations.
Most of the WASH enterprises still lack operating licenses for running as businesses. Others lack the necessary records for their sources such as boreholes.	Continuing the capacity development interventions by KIWASH and coaching using the Integrity Management Toolbox to guide the interested WASH enterprises systematically towards achieving registration.
Low yield of some boreholes is a challenge towards improving and expanding services.	KIWASH conducted test pumping in a number of WASH enterprises with a significant number recording low yields. There is need for clear engagement with the county governments and other stakeholders during the identification of potential projects for incubation.
Availability of plenty of sunshine is an opportunity for renewable energy production and use to reduce reliance on electricity that is expensive and unreliable.	KIWASH is encouraging and supporting WASH enterprise to use solar hybrid systems.
Non-Revenue Water continues to be a major problem affecting many WSPs with old and dilapidated infrastructure blamed for the huge technical water losses.	KIWASH has now released an APS to allow for willing WSPs to request for both bulky and consumer meters to help reduce NRW as well as improve revenue collection.
There is an opportunity to leverage financing for WSPs from the county governments for infrastructure development.	KIWASH has advocated for this with some counties in eastern region and there are good signs that during the budgeting period, some funds may be set aside for infrastructure development.

Challenge/opportunity	Actions taken or recommendations to address the challenges
Management of small water supply systems under the rural water management continues to face a sustainability challenges with the possibility of using the PPcP model becoming grim.	KIWASH has trained the WASH Governance Team, the Service Capacity Building Team and county government staff in using an integrated approach of PPcPs and IM tools to develop strategies of managing small water supply systems in a sustainable manner.
Rolling out recoverable grants for the "very big" WSPs has been a problem citing public procurement and disposal law as a major hindrance in adopting this model for financing infrastructure and related services.	KIWASH continues to advocate for this model of financing with the respective county governments but has put more focus on smaller WSPs.

V. PERFORMANCE MONITORING

Data Quality Assessments

The Monitoring and Evaluation Team conducted the second data quality assessment to help staff understand quality data management for monitoring and reporting. The methodology included site visits, review of source documents and data analysis. Data collection procedures and documentation processes were reviewed in detail. Site observation of sampled entities was carried out in each county to identify how results data was collected in practice, including comparison of reported results with the data in source documents.

The key findings of the DQA included:

Findings	Actions taken or recommendations to address the data quality issues
Water utilities are at different stages in data management and this may affect KIWASH reporting since some have effective electronic systems while others have weaker manual systems.	M&E staff will support targeted monitoring and evaluation capacity building for WSPs and WASH enterprises to enhance reporting, accountability and transparency
CLTS data was sometimes incomplete, inaccurate and submitted late. Additionally, the data is not readily accessible from KIWASH offices.	KIWASH will prioritize M&E trainings at grassroots levels, primarily targeting the CHVs and relevant government officials to enhance appropriate data capture. Though KIWASH maintains copies of completed MOH data collection tools at the sub-county offices, deliberate measures will be taken to have copies filed and kept under lock and key in all the KIWASH county offices.
Most incubated community water utilities have weak data management systems and operations	As part of the incubation process, the Service Provider Capacity Building (SPCB) Team routinely build the capacities of the water enterprises on M&E processes in consultation with the M&E team.

Revision of AMEP

The discontinuation of Feed the Future (FtF) funding in October 2017, coupled with an increase in WASH funding, necessitated the revision of the Activity Monitoring and Evaluation Plan (AMEP). The AMEP was revised to drop the indicators related to the Feed the Future activities and revisions made to measure beneficiaries of infrastructure and additional WASH activities.

VI. PROGRESS ON GENDER STRATEGY

Sanitation and hygiene improvements are often low on the list of family investments, and women and girls suffer more indignity as a result. Their privacy and security are partly determined by ease of access to, and location of sanitation facilities. KIWASH continues to ensure gender equity in SBCC activities. Participation of both women and men in market activation activities, community and household demonstration and education on WASH has been the focus this quarter. As a result, an increased participation of male gender and children in SBCC activities was realized during this quarter with a 60-40 split in favor of women. Through market day activations, KIWASH reached 10,900 people with 60 percent of the attendees being women

VII. PROGRESS ON ENVIRONMENTAL MITIGATION AND MONITORING

KIWASH carried out environmental screening of projects and completion of the Environmental Review Forms (ERFs) and Environmental Review Reports (ERRs) to provide effective impact mitigation measures for infrastructure work. During the quarter, nine projects were screened as follows:

	Project	Status
1.	Sare-Awendo Water Supply Project	ERR approved by USAID
2.	Ndiwa Water Supply Project	ERR approved by KIWASH
3.	Ikonge Water Supply Project	ERR under review by USAID
4.	Nyansiongo Water Supply Project	ERR under review by USAID
5.	Machururiati Water Supply Project	ERR approved by KIWASH
6.	Unoa-Kyemole Water Supply Project	ERR under review by USAID
7.	Musengo Water Supply Project	ERR under review by USAID
8.	Kithambangi Water Supply Project	ERR approved by USAID
9.	Sondu Miriu Water Supply Project	ERR approved by USAID

Environmental monitoring during project construction continued as well, with close supervision of the construction activities to ensure adherence with the EMMPs. On a monthly basis, contractors are also expected to report on compliance with EMMPs. These reports are reviewed by KIWASH and if any corrective actions are observed, the contractors are informed of the remedial actions required. To date, no major environmental infringements have been noted.

VIII. PROGRESS ON LINKS TO OTHER USAID PROGRAMS

KIWASH worked in close collaboration with other USAID implementing partners across the nine-implementation counties. The collaboration with other USAID programs has been instrumental in enhanced program coordination, increased efficient use of USAID resources and increasing program coverage. During the quarter some key collaborations included, with APHIA plus particularly on capacity building of government officials on CLTS and Afya Jijini, Nutrition and Health Promotion Program (NHP+), One Acre Fund, and Accelerated Value Chain Development (AVCD) on WASH interventions. In Nairobi county, KIWASH worked closely with Afya Jijini in mapping out communities to target with BCC activities for increased synergy.

IX. PROGRESS ON LINKS WITH GOK AGENCIES

KIWASH worked with the national environment regulator, NEMA, to identify environmental sensitivities around the riparian areas under KIWASH support. Technical officers of the Water Resource Authority (WRA) were trained on the of climate data in water resource management and in planning for joint coordination of revision/development of sub-catchment management plans (SCMPS). KIWASH also worked closely with the Kenya Meteorological Department to strengthen linkages with the county governments in climate data use in planning.

X. PROGRESS ON USAID FORWARD

To be reported in subsequent quarters.

XI. SUSTAINABILITY AND EXIT STRATEGY

The KIWASH approach of training and following up with on-the-job coaching and mentorship helps to instill a sense of ownership and sustainability, which is essential in ensuring continuity beyond the project period. The process of delivering the training interventions for both the county governments, target WSPs and WASH enterprises has been designed to strengthen their capacity to reflect and plan on their own. For instance, the gap analysis exercise provided opportunities for reflection and helped trigger collective action on what needs to be done to help improve and expand WASH services.

XII. GLOBAL DEVELOPMENT ALLIANCE

Not applicable.

XIII. SUBSEQUENT QUARTER'S WORK PLAN

Subsequent Quarter's Work Plan

In April to June 2018, KIWASH will undertake the following activities as per the Year 3 Work Plan:

Task 1.1: Provide business development services for WASH services and products

- Conduct classroom training for the 120 WASH enterprises in Phase 2 incubation.

- Conduct on-the-job coaching and mentoring for the 227 WASH enterprises in various aspects to improve their operations and service delivery.
- Propose WASH enterprises for consideration to benefit from both direct infrastructure and recoverable grants from KIWASH.
- Launch and coach 227 WASH enterprises on billing and basic account system based on an Excel sheet.
- Support proposed WASH enterprises to develop concept notes and proposals to access direct investment and recoverable grants from KIWASH.
- Engage in discussions with potential financing institutions to explore opportunities for financing of WASH enterprises or projects.
- As appropriate, identify and scale up successful models for Public Private Community Partnerships (PPcPs) for professionalizing the operations of rural community water enterprises.
- Conduct WASH enterprise staff training in PPcPs.
- Facilitate development of PPcP contracts between WASH enterprises and other private sector actors.
- Nurture the implementation of the signed PPcP contracts through coaching and mentoring support.

Task 1.2: Scale up CLTS activities in 1500 villages

- Identify and trigger 430[11] villages to scale up CLTS activities, prioritizing villages with low latrine coverage and assisting them to identify and develop strategies to achieve open defecation free status through appropriate sanitation and hygiene approaches.
- Conduct baseline data collection on the selected 430 villages to determine KIWASH target households on access to improved sanitation and hygiene promotion.
- Trigger 430 villages to scale up CLTS activities.
- Conduct verification of 430 villages in the target counties.
- Train 120 sanitation village committees on the post ODF community-monitoring tool.

Task 1.2.3: Carry out community based hygiene promotion through existing community programs.

- Design, produce and roll out county specific BCC campaigns for the counties (divided in 4 clusters) and one national campaign.
- Design and produce training materials for reinforcing WASH behavior change in target communities.
- Conduct CHV trainings across nine counties to build capacities in delivering BCC messaging for WASH.
- Conduct community educational talks/outreaches/promotions on household sanitation and hygiene, reinforcing WASH-BCC messages in child caring practices.
- Strengthen capacity of caregivers on EWA messaging through existing community structures (caregiver groups, mother-to-mother support groups, community units etc.)

Task 1.2.4: Improve integration of WASH messaging through MCH Services

- Equip five health centers across nine target counties with ORT supplies to facilitate and support delivery of BCC messaging for the adoption of Essential WASH Actions.

[11] Includes 135 villages not triggered in Q1 (Oct-Dec 2017)

- Procure and distribute 750 WASH kits to caregivers with children below 2-years as to demonstrate the integration of WASH for improved health.
- Promote integrated and coordinated programming that advocates for the inclusion and delivery of WASH interventions in health projects i.e. identify initiatives, policies, plans and push for inclusion of WASH.

Task 1.3: Introduce and promote low cost sanitation products and services

- Identify appropriate low cost sanitation and hygiene products and services for adoption and scale up in the local market.
- Identify potential enterprises providing low cost sanitation products and services to benefit from the KIWASH grant funds.
- Develop linkages between WASH enterprises and financial institutions for potential expansion.

Task 1.4: Strengthen the effective monitoring and evaluation (M&E) of WASH

- Strengthen the capacity of the WASH enterprises' staff on Monthly Progress Tracking tool to collect data on various performance areas.
- Conduct a review and reflection meeting in each county for Phase I WASH enterprises to enhance learning and knowledge sharing.

Task 2.1: Assist WSPs upgrade business plans and strategic plans to improve their ability to qualify for debt or equity financing from the private sector

- Support five WSP partners develop their annual work plan and identify 3-5 priority investment projects.
- Support four WSPs launch their strategic plans.

Task 2.2: Assist WSPs to improve operations and financial performance

- Facilitate a 2-day learning on governance and gender that will be followed by an investment forum for WSPs in Makueni and Kitui Counties.
- Follow-up activities with all WSPs on gender equality mainstreaming and corporate governance.
- Implement four customer care trainings; one each at GWASCO and KITWASCO and other two at KIWASCO.
- Support KIWASCO implement community outreach and education program.

Task 2.3: Assist WSPs develop investment strategies that will substantially expand coverage

- Support the development of three investment proposals; one for commercial financing, and other two for county government support.
- Conduct a demand assessment in a selected project area in Kakamega

Task 2.4: Develop new products (microfinance, etc.) for WASH with financial institutions

- Support Bank partners develop a credit product for water and sanitation

Task 5.2: Integrate fecal sludge management with sanitation services

- Support county sanitation planning and investments that integrate plans and budgets for fecal sludge management and the sanitation value chain approach for WASH enterprises.

Task 5.3: Expand source water quality protection

- Rehabilitation of degraded sections of five identified riparian sections of KIWASH/WRUA-prioritized drinking water sources.
- Facilitation of updating and development of sub-catchment management plans for three WRUAs in sub-catchments critical to WSP intake points.
- Completion of the five tree nurseries as scheduled.
- Conduct 40 WRUA-level environmental sensitization meetings.

Task 5.3: Increase climate change resiliency in drinking water source planning, development and design of systems or services

- Conduct a Climate-resilient Water Safety Training to WRA, county governments and water service providers.
- Support two counties in digital baseline water resource as a basis for the planned climate change vulnerability assessments of key water sources.
- Complete the climate resilience capacity building activities with five WRUAs.

Task 6.1: Train Service Providers' staff for improved service provision

- Train 50 WSPS staff on good customer service, outreach, assessment and meeting demands for WASH services.
- Train 35 county government, WASH service providers and CSOs staff on best practices and experiences on budgeting and planning processes in the County.
- Train 25 WSPs and County Government water department staff on NRWM and improved consumer engagement.
- Train 25 spring management committee/WRUA members on good governance and spring management.

Task 6.2: Technical assistance offered to sector stakeholders for improved monitoring, evaluation, reporting, and accountability

- Train 50 institutional partners' on effective M&E and reporting on WASH related activities.
- Hold one meeting targeting 100 county legislators and officials to sensitize them on budget making and tracking process.
- Train 30 WASH actors and institutional partners on best practices and experiences in budgeting and planning processes.
- Conduct one meeting to increase institutional partners' effective participation in WASH events in the nine counties in order to disseminate information, share best practices, and coordinate activities.
- Conduct one exchange and learning visit for the WSPs and WRUA members aimed at promoting good governance and enhanced coordination and participation in catchment protection respectively in the nine counties.

Task 7.1: Policies, laws, or investment agreements (public or private) implemented that promote access to improved water supply and sanitation

- Conduct nine workshops to contribute to the national government's development of a new national water and sanitation policy.
- Hold one workshop per county to sensitize county and WSPs staff on the implication of the National Water Act 2016 and the new counties' WASH policies and associated legislation.
- Customize county specific Water, Environmental Sanitation and Hygiene policy in at least five counties.

Task 7.2: Support selected WASH sector policy reforms

- Conduct one workshop per county to customize county specific Water, Environmental Sanitation and Hygiene bill in at least five counties.
- Develop and disseminate popular versions of water and ESH policies in two counties.
- Develop and implement Nairobi County Sanitation Revolving Fund Policy and associated guidelines.
- Conduct one workshop per county to customize the County Environmental Health and Sanitation Policy, based on the prototype launched by the MOH.

Task 7.3: Support USAID program learning

- Document and share lessons learnt and practices from each of the counties.
- Develop case studies and success stories for knowledge sharing and dissemination
- Participate in quarterly County WASH Forums for reporting KIWASH implementation progress, including WASH enterprises.

XIV. FINANCIAL INFORMATION

As KIWASH operational spending has stabilized and will continue to rise due to increases in technical activities and grants administered.

Total Estimated Cost: **$50,995,898**

Cumulative Obligation: **$34,205,253**

Cumulative Expenditure: **$21,644,545**

Obligation ($)	Quarter 2 2018 Actual expenditures	Quarter 3 2018 Projected expenditures	Quarter 4 2018 Projected expenditures	Quarter 1 2019 Projected expenditures
Total: 34,205,253.44	*3,140,697*	*2,642,418*	*2,823,557*	*3,039,072*
Salaries and Wages	265,434	282,562	283,074	284,178
Fringe Benefits	22,860	23,022	23,208	23,610
Overhead	149,359	158,320	158,682	159,462
Travel, Transportation and Per diem	129,304	120,000	125,500	133,750
Allowances	90,546	41,050	125,452	41,499
Other Direct Costs	1,000,417	632,190	632,190	898,714
Procurement (Office & IT equipment)	26,494	24,000	24,000	50,130
Consultants	15,261	27,000	27,000	27,000
Sub contractors	962,243	894,010	892,854	858,579
Grants under Contract	37,862	75,000	150,000	150,000
General and Administrative	291,907	241,577	251,428	271,718
Fixed fee	149,010	123,687	130,169	140,432

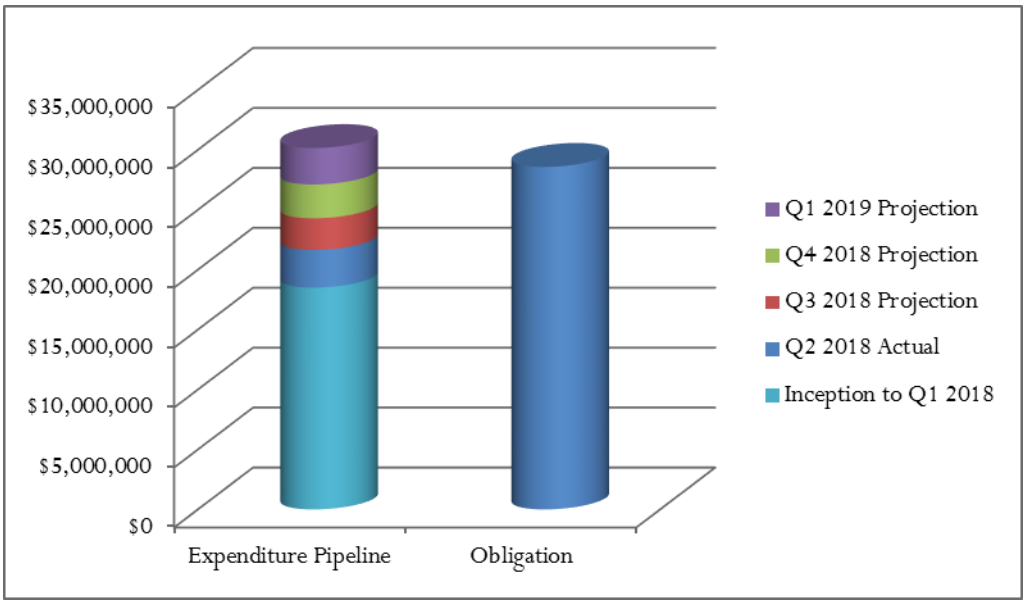

BUDGET NOTES	
Salary and Wages	Salaries and wages remain stable.
Fringe Benefits	Fringe benefits are a constant ratio against expatriate labor. Calculated per award conditions.
Overhead	Overhead is a constant ratio against labor. Calculated per award conditions.
Travel, Transport, Per Diem	Travel remains stable.
Allowances	Allowances are constant except for education allowance, which is the cause of the spike in allowances in Q2 and Q4.
Other Direct Costs	Q1's actuals reflect Kisumu rental expenses, local health insurance payment, DBA payment. Expenditures will remain stable Q3 and Q4 and increase in Q1 2019 given 13 month bonuses, Nairobi office rent payment, and an increase in activity spending.
Procurement	Equipment and supplies will increase as we continue purchasing items for WASH activities.
Consultants	Consultants will slightly decrease in future quarters.
Subcontracts	Subcontractor costs will remain stable.
Grants under contract	We will start making more payments in future quarters under approved grant agreements.
G&A	Calculated per award conditions.
Fee	Calculated per award conditions.

NEW SUB-AWARD DETAILS

Total Amount in the approved budget for sub-awards: $2,200,000

Total Amount sub-awarded to date: $729,989

The following sub-awards were made this past quarter:

Project	County	Amount
Ahero Catholic Water Project	Kisumu	$58,744.43
Sondu Miriu Right Bank Community Water Supply	Kisumu	$107,209.27
Masaku Water supply	Makueni	$41,187.89
Kanaani Kiboko Self-help group	Makueni	$24,660.20
Kithambangii Water Project OVC support group	Kitui	$27,029.13

ANNEX 1: INFRASTRUCTURE PROJECTS

Identification and selection of KIWASH water infrastructure projects

Identification and selection of KIWASH water Infrastructure projects in the Counties is carried out by the KIWASH County based Specialists (WASH Governance and Service Provider Capacity Building Specialists-project champions) who are assisted on technical assessments by the KIWASH Water Infrastructure Specialists. This process is undertaken with full consultations with the project owners who are mainly the Water Service providers (WSPs), WASH Enterprises and County Water Departments. The following steps are taken during the identification process:

i. Assessment of domestic water requirement

This is established for the target beneficiaries for the design life of the proposed project and taking into account water losses (about 20%) through water losses through leakages & wastages.

ii. Water source identification

- Water sources will either be groundwater (springs or boreholes), or surface water (rivers, streams, lakes). The water source identification will comprise.
- Location identification based on surveys and local knowledge.
- Working out the approximate ultimate domestic water demand and confirm that the required amount could be obtained at this source.
- Water quality tests on the raw water to establish if with appropriate cost-effective treatment, the water can be supplied that meets the GOK and USAID quality requirements, (bacteriological, chemical and aesthetic).
- Assessment of the proposed water source to confirm that it can be protected against present day and future contamination through human excreta, industrial discharges and agricultural run-off, (that often contain high levels of nitrate and phosphate containing fertilizers).
- KIWASH also confirm that there are measures in place to protect the catchment area against degradation, (such as deforestation, pollution or riparian degradation), for example through the activities of a Water Resource Users Association (WRUA) who are responsible for the preparation of a catchment protection plan and the design of, and implementation of, protection measures.
- Confirming that water abstraction permit has been granted by the relevant authorities (e.g. Water Resources Authority).

iii. Feasibility studies

- An initial water infrastructure project feasibility study is carried out to determine if the available water source can be developed and water be treated using simple and reliable technology.
- Also to be established is if it is possible to transmit & distribute water to consumers by gravity or with minimal pumping costs such as solar power driven pumping equipment in order to manage the capital and operation & maintenance costs.
- Establish land ownership for the proposed water infrastructure works and pipelines wayleaves;

iv. Initial Environmental Examination (IEE)

- To ensure compliance with USAID environmental mitigation policies, an Initial Environmental Examination (IEE) is carried out describing the proposed project

implementation activities and the potential environmental issues that may occur as a result of the project implementation.

Identified projects

Up to the end of the 2nd quarter, Year 3, 55No. KIWASH water infrastructure projects have been identified and approved for implementation in all the nine KIWASH operational counties. The approximate number of beneficiaries to be served by the approved projects is 366,221 people. The table below provides a summary of approved projects with estimated beneficiaries:

Type of Investment	No. of water projects	No. of beneficiaries
1. Water Service Providers	10	117,833
2. Wash Enterprises	32	156,221
3. County Rural Water Supplies	13	92,580
Total	**55**	**366,221**

Implementation of water infrastructure projects

During the quarter, KIWASH continued with implementation of the designed water infrastructure projects for WSPs, WASH enterprises and county-level rural water projects in all the nine counties. The scope works on the projects include:

- Rehabilitation of water supply system elements (supply intakes, water storage tanks, chemical dosing units);
- Extension of transmission and distribution water mains;
- Replacement of pumps with new energy efficient units;
- Supply and installation of solar powered pumps for water supply systems and boreholes.

Details of implementation status are in the table below.

Infrastructure project	Technical details	Implementation details	Estimated number of beneficiaries
Busia County			
1. Alema borehole reticulation project (County Rural)	**Civil works** • Construction of a rising main: 75mm diameter HDPE, 2.05km • Construction of a falling main; 75-90mm diameter HDPE, 2.6km • Construction of 100m³ masonry storage tank • Construction of 3No.water kiosks • Construction of distribution pipelines **Electro-mechanical works** • Installation of solar power unit; • Supply and installation of a submersible high energy efficient solar powered pump: 12m³/hr. H= 250m	**Current status:** Substantially complete **Start date:** September 22, 2017 **Completion date:** April 13, 2018 **Construction duration:** 28 weeks **Contract sum:** KES16,896,180 or $165,649	12,000 people

Infrastructure project	Technical details	Implementation details	Estimated number of beneficiaries
2. BUWASCO WSP: Mundika Water Supply (WSP Direct)	**Civil works** • Construction of 2.1km of distribution lines within Busia town • Rehabilitation of a 500m³ elevated steel tank • Installation of 1350 new meters	**Current status:** Construction stage **Start date:** March 26, 2018 **Expected completion date:** July 2, 2018 **Construction duration:** 16 weeks **Contract sum:** KES16,694,542 or $163,512	11,750 people
3. Sisenye Water Scheme (County Rural)	**Civil works** • Construction of DN200mm HDPE PN16 rising main L=3,892m; • Installation of chlorine dosing unit.	**Current status:** Construction stage **Start date:** March 27, 2018 **Expected completion date:** August 13, 2018 **Construction duration:** 20 weeks **Contract sum:** KES30,231,106 or $296,529	14,300 people
I. Kakamega County			
4. KACWASCO WSP. Kakamega town water supply (WSP Recoverable)	**Civil works** • Installation of 5,700m of OD 160mm HDPE PN 10 distribution pipelines and associated works • Supply and installation of bulk and consumer water meters • Construction of 100m³ elevated pressed steel tank on a 10m high platform.	**Current status:** Procurement stage (waiting USAID approval) **Construction duration:** 24 weeks **Contract sum:** KES28,065,956 or $277,881	14,500 people
5. KACWASCO WSP: Butere town supply (WSP Direct)	**Civil works** • Installation of lower market water distribution pipelines: OD 50, 63 & 75 mm HDPE PN 10, 1,871m • Installation of upper market water distribution pipelines: OD 50, 63, 75 and 90 mm HDPE PN 10, 1,900m	**Current status:** Procurement stage (bid evaluations complete, awaiting signing of contract) **Estimated construction duration:** 12 weeks **Approximate cost:** KES7,239,819 or $71,681	5,623 people
6. Khwisero North Community Water Supply Project (WASH Direct)	**Civil works** • Installation of OD 63 mm HDPE PN 10 rising main from spring source, 1,230m • Installation of OD 40 & 25mm 3,550m HDPE PN 10 distribution pipelines, 3,550m • Construction of 50m³ elevated pressed steel tank on a 10m high platform • Rehabilitation of spring site • Construction of 1No. water kiosk **Electro-mechanical works**	**Current status:** Construction stage **Start date:** February 12, 2018 **Expected Completion Date:** July 19, 2018 **Construction duration:** 24 weeks **Contract sum:** KES13,467,568 or USD133,342	13,405 people

Infrastructure project	Technical details	Implementation details	Estimated number of beneficiaries
	• Installation of 4KW solar power system for borehole pump and associated works		
7. Kambiri water project (WASH Direct)	**Civil works** • Rehabilitation of the intake works • Rehabilitation of the main pipeline- OD160mm Upvc & OD 110mm; • Extension of OD 63mm Upvc by about 7km; • Supply and installation of chlorine dozing units on the distribution network.	**Current status:** Design review stage	8,208 people
8. Matunda Water Supply Project (County Rural)	**Civil works** • Construction of 1.5m high masonry buffer wall around pump house and sump at intake site • Construction of plain sedimentation basin • Installation of OD 63,90,125 mm HDPE PN 10 distribution pipelines, 6,700m • Construction of 2No. water kiosks. **Electro-mechanical works** • Installation of 2No. low lift drainage pumps at intake works on Nzoia River that can deliver 40m³/hr to a total head of 6m	**Current status:** Contract awarded and USAID approval granted. Awaiting completion of on-going works on rising main being undertaken by LVNWSB. **Construction duration:** 24 weeks **Contract sum:** KES19,902,747 or $197,057	15,000 people
9. Soy Water Supply Project, Likuyani (County Rural)	**Civil works** • Laying of main distribution pipeline: OD 125mm HDPE PN 10, 3,346m; • Laying secondary distribution pipelines: 2,040m OD 63 mm HDPE PN 10, 2,040m; • Construction of 50m³ elevated pressed steel tank on a 10m high platform; • Construction of 2No. water kiosks; • Installation of 1No. chlorine dozer and 1No. alum dozer at water treatment plant. **Electro-mechanical works** • Installation of hybrid solar power unit (3KW) for Mung'oma spring pump and associated works.	**Current status:** Contract awarded and USAID approval granted. Awaiting completion of on-going works on rising main at Matunda water supply being undertaken by LVNWSB. **Construction duration:** 24 weeks **Contract sum:** KES22,214,653 or $215,676	15,000 people
Kisumu County			
10. Boya Community Water Supply (WASH Direct)	**Civil works** • Laying of new rising main to the new proposed tank, OD 63mm HDPE PN12 mm, 590m • Laying of OD 32 and 63mm HDPE PN 12 distribution pipelines, 2,060m • Installation of 24 m³ elevated steel tank • Replacing 10 m³ plastic tank • Construction of 5No. water kiosks **Electro-mechanical works** • Installation of solar power unit (5kW)	**Current status:** Procurement stage (bid evaluations complete, awaiting signing of contract) **Construction duration:** 16 weeks **Approx. cost:** KES12,160,227 or $119,218	7,210 people

Infrastructure project	Technical details	Implementation details	Estimated number of beneficiaries
11. Sondu Miriu Right Bank Community Water Supply (WASH Direct)	**Civil works** • Laying of distribution pipelines OD 32mm HDPE PN12.5, 2,550m • Construction of two tanks: (24m³ elevated steel tank and 150m³ masonry tank) • Construction of 2No. water kiosks **Electro-mechanical works** • Installation of solar power (37.5kW)	**Current status:** Procurement stage (bid evaluations complete, awaiting signing of contract) **Estimated construction duration:** 16 weeks **Approx. cost:** KES20,588,628 or USD203.848	10,950 people
12. Ahero Catholic Water Project (WASH Direct)	**Civil works** • Laying of rising main to Oketha tank, OD90 mm HDPE PN, 940m • Laying of rising main to Law Courts tank, OD63mm HDPE PN, 245m • Laying of supply line to Okanja School, OD63 mm HDPE PN, 1220 m • Installation of 24m³ elevated steel tank • Construction of 2No. water kiosks **Electro-mechanical** • Installation of solar power (4kW)	**Current status:** Procurement stage (bid evaluations complete, awaiting signing of contract) **Estimated construction duration:** 16 weeks **Approx. cost:** KES12,919,690 or USD126,664	4,500 people
13. Masogo Water and Sanitation Company (WASH Direct)	**Civil works** • Laying of distribution pipelines to OD 63mm HDPE PN 12.5, 6,990m • Installation of 24m³ elevated steel tank • Construction of 1No. water kiosks	**Current status:** Construction stage **Start date:** March 13, 2018 **Expected completion date:** June 19, 2018 **Construction duration:** 20 weeks **Contract sum:** KES11,469,067 or $113,555	2,500 people
14. Nyangoma Community Water Supply (WASH Direct)	**Civil works** • Construction of distribution pipelines OD 63 and 32mm HDPE PN 12.5, 5,210m • Construction of 3No. water kiosks • Installation of a 10m³ tank	**Current status:** Procurement stage **Estimated construction duration:** 20 weeks **Approx. cost:** KES 8,921,035 or $86,612	3,500 people
15. KIWASCO WSP: Nyahera Mkendwa Scheme (WSP recoverable)	**Civil works** • Laying of rising main to Urudi tank: OD 90 mm, HDPE PN 12.5, 1460m • Laying of Bar II line OD 63 mm HDPE PN12.5, 2510m • Laying of Riat line OD 110 mm HDPE PN16, 3810m • Construction of 1No. spring box for Orinde springs • Construction of 4No. water kiosks	**Current status:** Procurement stage ((USAID approval required) **Estimated construction duration:** 16 weeks **Approx. cost:** KES17,084,389 or $165,868	9,070 people

Infrastructure project	Technical details	Implementation details	Estimated number of beneficiaries
16. KIWASCO WSP: Nyakach Water Scheme (WSP recoverable)	**Civil works** • Laying of distribution pipelines • OD 90 mm, HDPE PN 16, 3,460m • OD 110mm HDPE PN12.5, 5,390m • Construction of inlet works • Construction of 5No. water kiosks	**Current status:** Procurement stage (USAID approval needed) **Estimated construction duration:** 24 weeks **Approx. cost:** KES24,313,821 or $236,057	11,350 people
17. KIWASCO: informal settlements (WSP direct)	**Civil works** • Laying of water distribution pipelines i. Arito riat: 50mm Upvc, 4km ii. Nyanas: 50mm Upvc, 7.5km iii. Love Bar- Gudka: 50mm Upvc, 3.75km iv. Transformer Katuktuk-Kona Mbaya: 50mm Upvc, 3.6km v. Bandani-Kombedu: 50mm Upvc, 4.5km vi. Nyalenda Pamoja-Uzalendo: 50mm Upvc, 3.45km vii. Kunya: 50mm Upvc,4.32km; • Construction of 2No. water kiosks • Installation of 11 Upvc ground tanks at various location	**Current status:** Construction stage **Start date:** March 19, 2018 **Expected completion date:** July 14, 2018 **Construction duration:** 16 weeks **Contract sum:** KES27,516,357 or $267,149	7,535 people
Kitui County			
18. Musengo (WASH direct)	**Civil works** • Rehabilitation of the rising main by replacing pipeline sections: OD 110 mm Upvc PN 16, 100m • Laying of distribution pipelines: OD 63 & 90 mm, HDPE PN 10, 7,700m • Construction of six water kiosks • Rehabilitation of the existing 150m^3 masonry tank • Rehabilitation of the two water kiosks **Electro-mechanical works** • Installation of solar power unit, 9 kW • Installation of submersible pump, Q=7m^3/hr, H=160m.	**Current status:** Procurement stage (Bid evaluations complete, awaiting signing of contract) **Construction duration:** 20 weeks **Approx. cost:** KES20,648,538 or $204,441	10,000 people
19. Kithambangii (County rural)	**Civil works** • Laying of a rising main, OD 90 mm, HDPE PN 16, 550m • Laying of distribution pipelines: OD 63 & 90 mm, HDPE PN 10, 5,280m • Construction of an elevated steel tank (48 m^3) • Rehabilitation of the existing 50m^3 masonry tank • Construction of two water kiosks • Construction of a pump house; • Rehabilitation of the existing six water kiosk. **Electro-mechanical works**	**Current status:** Procurement stage (bid evaluations complete, awaiting signing of contract) **Construction duration:** 20 weeks **Approx. cost:** KES15,510,225 or $153,567	6,600 people

Infrastructure project	Technical details	Implementation details	Estimated number of beneficiaries
	• Installation of solar power unit, 9.2kW; • Installation of submersible pump, Q=12m³/hr, H= 135m.		
20. Tyaa river-Mwingi water supply scheme (County Rural)	**Civil works** • Laying of rising main pipeline: OD 90mm HDPE PN 16 &12 from the proposed intake at Tyaa river to the main tank at Mwingi; • Rehabilitation of infiltration galleries • Construction of a new pump house • Installation of a chlorine doser at the high level tank at Mwingi Town **Electro-mechanical works** • Installation of solar power unit, 6.9kW • Installation of surface pump, Q=4.5m³/hr, H=145m	**Current status:** Procurement stage (Bid evaluations complete, awaiting signing of contract) **Start date:** TBD **Expected completion date:** TBD **Estimated construction duration:** 13 weeks **Contract sum:** KES11,250,768 or $111,394	5,000 people
21. Tharaka Women Water Project (County Rural)	**Civil works** • Repair of the dilapidated gravity system pipelines • Rehabilitate 11 kiosks and construction of 3 additional kiosks for the gravity system **Electro-mechanical works** Supply and install a solar unit to power BH submersible pump	**Current status:** Substantially complete **Substantial completion date:** March 22, 2018 **Contract sum:** KES13,068,698 or $129,39	5,500 People
22. Kiambere Mwingi Pump (WSP direct)	**Electro-mechanical works** • Supply, installation, testing and commissioning of pump set coupled to a high efficiency motor, capability to deliver 135m³ of water per hour to a height of 606m conveyed through a 12km long G.I. pipe of diameter 300mm; • Supply and installation of associated pipefittings and valves.	**Current status:** Construction stage **Start date**: November 14, 2017 **Expected completion date:** April 20, 2018 **Contract sum:** KES14,105,805 or $139,661	14,360 people
Makueni County			
23. Nzueni Borehole Self Help Group (WASH Direct)	**Electro-mechanical works** Installation of new submersible pumps	**Current status:** Substantially complete **Substantial completion date:** March 22, 2018 **Contract sum:** KES812,504 or $8,045	3,612 people
24. Kanaan Kiboko B (County Rural)	**Civil works** • Laying of gravity main from Kanaani tanks to Kiboko town, 100mm diameter, 4,700m • Construction of a water kiosk at Kiboko town and at Kwa-Kinyanjui and installation of a 5m³ plastic water tank	**Current status:** Procurement stage (bid evaluations complete, awaiting signing of contract) **Construction duration:** 18 weeks	6,000 people

Infrastructure project	Technical details	Implementation details	Estimated number of beneficiaries
	• Extension of pumping line from Kwa Kyalo tanks to Kwa Kinyanjui, 75mm diameter, 950m • Installation of an elevated tank (5m³) at Kwa Kinyanjui	**Contract sum:** KES14,948,420 or $145,130	
25. WOWASCO WSP: Wote-Kwa Kathoka-Kyemole pipeline extension (WSP recoverable)	**Civil works** • Laying of a gravity main from Unoa hill to Kyemole, OD110 mm, HDPE PN 12, L=11,550m • Construction of 3 water kiosk	**Current status:** Procurement stage (Bid evaluations complete, awaiting signing of contract) **Construction duration:** 16 weeks **Contract sum:** KES20,048,075 or $194,642	10,000 people
26. Makutano/Sinai bore-hole (County Rural)	**Civil works** • Extension of distribution pipelines, OD 63 and 50mm HDPE PN6 by around 2.4km • Construction of 2 No. additional water kiosks **Electro-mechanical works** • Installation of solar power unit	**Current status:** Complete **Substantial completion date:** September 13, 2017 **Contract sum:** KES6,319,210 or $61,352	9,180 people
27. Mbukoni Kyulu valley borehole pipeline extension (County Rural)	**Civil works** • Extending OD 90mm Upvc Mukanda pipeline by an additional 6.4km • Construction of 2 additional water kiosks **Electro-mechanical works** • Installation of a larger capacity pump and solar power unit	**Current status:** Complete **Substantial completion date:** November 6, 2017 **Contract sum:** KES10,922,114 or $106,040	5,000 people
28. Mbumbuni high lift pumps – MBONWASCO (WSP direct)	**Civil works** • Installation of new high lift efficiency pump-set.	**Current status:** Complete **Substantial completion date:** October 9, 2017 **Contract sum:** KES2,271,433 or $22,053	9,145 people
29. Masaku Water Supply Project (WE recoverable)	**Civil works** • Distribution pipelines extension; OD 63 and 40mm HDPE PN 10, 2,100m • Construction of 2No water kiosks **Electro – Mechanical works** • Installation of solar power unit (3kW)	**Current status:** Procurement stage **Expected construction duration:** 10 weeks **Approx. cost:** KES4,200,000 or $40,776	2,200 people
Migori County			

Infrastructure project	Technical details	Implementation details	Estimated number of beneficiaries
30. Muhuru Community Water Supply (WISER) (WASH Direct)	**Civil works** Rehabilitation works for: • Intake works: (replacement of foot valve) • Raw water rising main (missing sections, replacement of valves) Water treatment works: (Completion of the (600m³/d) composite filtration unit to include: • Replacement of the unused filter media; • Completion of the CFU filter wash water and sludge drainage pipe work • Supply and install a chlorine dosing unit • Elevated Backwash Tank (Installation of pipes and assorted fittings for the elevated steel tank) • Construction of treated water pump house. • Construction of treated water rising main: (OD 90mm HDPE PN 12 rising main 250m long.) Distribution pipelines: • Rehabilitation of Sections of existing DN50mm GI and OD50mm uPVC water distribution main to Muhuru Town. • Installation of 6.7 km OD 63mm HDPE PN10 water distribution pipeline to Winjo and Nyankonde areas. Construction of 2 standard water kiosks. **Electro-mechanical works** Raw Water E/M works: • Supply, install 8KW solar power system for the raw water pumps; • Installation and commissioning of 2 high efficiency raw water low lift; (Q=25m3/h, H=55m). Treated water E/M works: • Supply solar panels and associated controls, install 6KW solar power system for the treated water pumps; • Supply and install 2 high efficiency raw water low lift solar pumps (25m³/h, 40m).	**Current status:** Construction stage **Start date:** April 13, 2018 **Expected completion date:** October 9, 2018 **Construction duration:** 24 weeks **Contract sum:** KES19,804,699 or $196,086	9,031 people
31. Midida Community Water Project (WASH Direct)	**Civil works** • Laying 5,820m of water distribution mains (OD 40 – 63mm) HDPE PN6 • Construction of 5 water kiosks	**Current status:** Procurement stage **Construction duration:** 12 weeks **Approx. cost:** KES9,205,075 or $91,139	2,300 people
32. Ndiwa Borehole Community Water Project (County Rural)	**Civil works** • Installation of 10,609m water pipelines consisting of 850m OD75 HDPE PN6 and 9,759m OD50 HDPE PN6 • Construction of 2 water kiosks	**Current status:** Procurement stage **Estimated construction duration:** 12 weeks **Approx. cost:** KES13,442,536 or $133,094	4,500 people

Infrastructure project	Technical details	Implementation details	Estimated number of beneficiaries
33. MIWASCO WSP: Awendo Sare (WSP direct)	**Civil works** • Installation of 17,000m water pipeline consisting of 3,658m OD50 HDPE PN5 and 13,342m OD25 HDPE PN6 • Construction of 4 water kiosks.	**Current status:** Construction stage **Start date:** April 11, 2018 **Expected completion date:** September 4, 2018 **Construction duration:** 16 weeks **Contract sum:** KES - 14,834,080 or $146,872	10,500 people
Nyamira County			
34. Nyansiongo Water project (WASH Direct)	**Civil works** • Construction of a new rising pipeline, L= 1,020m, Ø150mm, HDPE, PN16 • Construction of distribution pipelines (OD 75 and 150 mm PN16 and 20; total length=6,280m) • Construction of 2 Grade 9 staff houses • Construction of 4 water kiosks **Electro-mechanical works** • Installation of hybrid solar system, Motors 44kW and 18.5kW • Installation of standby high lift (Intake pump) water pump, Q= 54m³/h, H=195m and motor size = 44kW • Installation of Low lift (Booster pump) water pump, Q= 54m³/h, H=80m, motor size= 18.5kW.	**Current status:** Procurement stage **Estimated construction duration:** 16 weeks **Approx. cost:** KES43,886,973 or $434,524	23,000 people
35. Machururiati Water Project (WASH Direct)	**Civil works** • Construction of a new rising pipeline, L= 280m, OD 50mm, HDPE, PN20 • Construction of distribution pipelines (OD 50&75mm PN8, 10 &16; total length = 1,620m) • Construction of 1 100m³ masonry tank; staff houses • Construction of 3 water kiosks **Electro-mechanical works** • Installation of hybrid solar system, Motor 7.5kW • Installation of a BH submersible pump water pump with a duty flow of Q=6m³/h, duty head H=104m and motor size Nm=7.5Kw.	**Current status:** Procurement stage **Construction duration:** 16 weeks **Approx. cost:** KES11,363,232 or $112,507	3,800 people
36. Ikonge Water Project (WASH Direct)	**Civil works** • Installation of solar powered pump • Pipeline extensions • Construction of 4 Water kiosks	**Current status:** Procurement stage **Construction duration:** 16 weeks **Approx. cost:** KES24,720,352 or $244,756	10,200 people
Siaya County			

Infrastructure project	Technical details	Implementation details	Estimated number of beneficiaries
37. Osieko Nambo WUA (WASH Direct)	**Civil works** • Construction of a section of rising main pipeline (OD 75mm steel pipe, L= 24m) • Construction of distribution pipelines (OD 50mm PN10&12.5; total length = 4,820m) • Construction of new 150m³ tank and rehabilitation of the existing one • Construction of 4 water kiosks **Electro-Mechanical works** • Installation of 1 hybrid solar system of capacity 22kW; • Installation of standby high lift water pump with specifications: • Duty flow of Q = 38m³/h, duty head H=141m and motor size Nm = 22kW.	**Current status:** Construction stage **Start date:** March 12, 2018 **Expected Completion Date:** August 26, 2018 **Construction duration:** 24 weeks **Contract sum:** KES19,531,329 or $193,379	4,000 people
Nairobi County			
38. Little Sisters of St. Francis (WASH Direct)	**Civil works** • Construction of distribution pipelines (OD 50mm PN8; total length=1,230m); • Supply and installation of 2No. Upvc ground tanks (20m3 and 10m3); • Construction of 2 water kiosks. **Electro-Mechanical works** • Supply and installation of BH submersible pump; • Supply and installation of 2No. booster pumps for the de-fluorination plant.	**Current status:** Procurement stage (bid evaluations complete, awaiting signing of contract) **Estimated construction duration:** 8 weeks **Approx. cost:** KES5,200,000 or $50,980	4,000 people

WASH enterprise water infrastructure projects under designs

During the quarter, the following WASH enterprise projects were prioritized for implementation after rigorous screening and initial technical evaluation. The projects are currently under design stage:

Project	County	Scope of works	Estimate number of beneficiaries
1. Amatsi	Busia	• Supply, lay, fix and test OD 63 and 40mm HDPE PN 10, 8,000m • Installation of consumer meters	2,000 people
2. Benga	Busia	• Installation of solar panel • Installation of hybrid pumps Raising of tank tower by 3m • Supply lay, fix and test OD 63 and 40mm dia uPVC pipeline, 3,600m • Installation of consumer meters • Installation of a 20m3 elevated storage plastic tank on a 10m platform.	3,000 people
3. Bundwongi	Busia	• Installation of solar panel and pump	2,000 people

Project	County	Scope of works	Estimate number of beneficiaries
		• Supply, lay, fix and test OD 63mm PPR pipe, 2,200m • Construction of 2No. water kiosk.	
4. Malanga Maira	Busia	• Installation of solar panel and hybrid pump • Construction of 20m³ elevated plastic storage tank • Installation of OD 40mm uPVC pipes 1,650m.	1,500 people
5. Mayenje	Busia	• Supply and lay OD 50mm UPVC pipe class E • Supply, install and test the hybrid solar pumping system • Construction of 2No. standard water kiosks.	2,000 people
6. Nasewa	Busia	Supply and lay OD 63 & 40mm HDPE, 2,000m.	1,500 people
7. Ogallo	Busia	• Supply and lay OD 63 and 40mm HDPE, 6,700m • Supply and installation of 200 consumer meters.	1,500 people
8. Wandiege	Kisumu	• Connecting the 75m³ storage tank to the rising main • Rehabilitation/fabrication of the existing 75m³ steel water storage tank with associated fittings • 500m, 63mm PN 12.5 HDPE rising main • Pipeline extension of about 3km coverage 63mm PN 12.5 • Supply and installation of 300 consumer meters • Reinstallation of hybrid electricity-solar pumping system	2,740 people
9. Mumbuni Katalwa	Kitui	• Installation of a hybrid solar system • Construction of 6.5km distribution pipeline • Construction of 4No. Water kiosks.	2,000 people
10. Swaa-Mukuyuni	Makueni	• Rehabilitation of the Swaa-Mukuyuni line, additional kiosks and plumbers kit • Rehabilitation of Ukia line and 2 kiosks • Supply & installation of a higher submersible pump • Installation of disinfection system	5,000 people
11. Gatwekera Tosha	Nairobi	• Construction of a new bio-center with 4 toilets, 4 bathrooms and a water kiosk (with plastic water storage tanks of 10 M³) • Construction of additional water kiosk (with a plastic water storage tank of 10M³) at the existing bio-center in TOSHA 1	4,565 people
12. Geoseismic	Nairobi	• Augment the existing pumping system with a solar system • Upgrade existing water tower by 2 levels to increase water pressure • Increase water storage capacity by 20M³	3,000 people
13. Mukuru Kwa Njenga	Nairobi	• Construction of take-off chambers and PPR pipelines to connect water to 7No. WE groups • Rehabilitation of existing water kiosks and ablution blocks	4,000 people

Project	County	Scope of works	Estimate number of beneficiaries
14. Soweto Highrise	Nairobi	• Construction of 2 water kiosks, masonry and each to have installation of 2 plastic water storage tanks of 10M³ • Pipeline extension for a new connection of 1km. PPR 25mm	1,500 people
15. Moiskin Aqua	Nyamira	• Construction of additional 2No. water kiosks • Construction of 2km, 25mm PPR pipeline to Riamonyi village • Construction of 3km distribution networks to serve additional 200 households • Construction of additional 24m³ of elevated plastic tank • Individual metering to manage revenue collection.	1,500 people
16. Akala	Siaya	• Installation of solar hybrid pumping system • Laying of1000m, 75mm dia. PN 12.5 HDPE rising main to the hospital and 1700m, 50mm dia. PN 12.5 HDPE branch rising main from the hospital to the elevated plastic tank • Laying of about 4km, 32mm dia. HDPE PN 12.5 distribution lines • Construction of 3No. standard water kiosks • Supply and installation of 200 consumer meters	6,000 people
17. Sirembe	Siaya	• Installation of solar hybrid pumping system • Supply and lay OD 63 and 40mm HDPE, 4,400m • Supply and installation of 150 consumer meters	2,000 people

Summary: Water Infrastructure Implementation Status

Category	Complete/Substantially complete	Construction	Procurement	Designs
WSPs	1	4	5	-
WASH Enterprise	1	1	11	18
County Rural	4	4	6	-
TOTAL	6	9	22	18

Dropped water infrastructure projects

During the quarter, the following water infrastructure projects were dropped for implementation due to various technical issues as detailed below.

	Project	County	Reasons / Comments
1	Malaba Kochola	Busia	Dropped at PDR stage due to technicalities (scope & location)
2	Ngandeni /Kaliku	Kitui	Project taken over by Red Cross for implementation

3	Mitaani	Kitui	BH test pumping established low yield (3.9m³/hr against earlier assumed figure of 37.5 m³/hr)
4	Mukundi	Makueni	High per capita costs
5	Muamba	Makueni	High per capita costs
6	Rapogi	Migori	High per capita costs
7	Achuth	Migori	Very low BH yield and therefore not viable
8	Nyasare	Migori	Lack of adequate water for distribution (drilled borehole dry)
9	NCWSC (Githurai 44)	Nairobi	NCWSC failure to approve grant memo.
10	NCWSC (Kahawa West)	Nairobi	NCWSC failure to approve grant memo.
11	Chaina	Nyamira	Very low BH yield and therefore not viable for pipeline extensions
12	Kianungu	Nyamira	Very low BH yield and therefore not viable for pipeline extensions
13	Ekerenyo	Nyamira	Insufficient water source (source also serving Ikonge project)
14	Chianda Ager	Siaya	Very low established BH yield after test pumping
15	Manyonge	Siaya	High per capita costs
16	Asembo Ndori	Siaya	Scope of work beyond KIWASH interventions (high per capita costs)
17	Bondo	Siaya	High per capita costs and project sustainability issues (high operational costs).

Challenges

- Inadequate data and information to facilitate proper project planning & designs (population, BH drilling and test pumping reports, water quality reports, hydrology data etc.)
- Lack of readily available public land to put up facilities for water infrastructure
- Delays in obtaining approvals (e.g. NEMA, KENHA)
- Failure by some partners to implement their portions of projects in good time

Plans for the next Quarter:

- Monitor the performance of completed projects during the defects liability period
- Supervise, manage and monitor the implementation of ongoing and soon-to-be started water infrastructure projects (30+ projects)
- Oversee designs of about 18 prioritized WASH enterprises projects

ANNEX II: COUNTY ACTIVITY MAPS

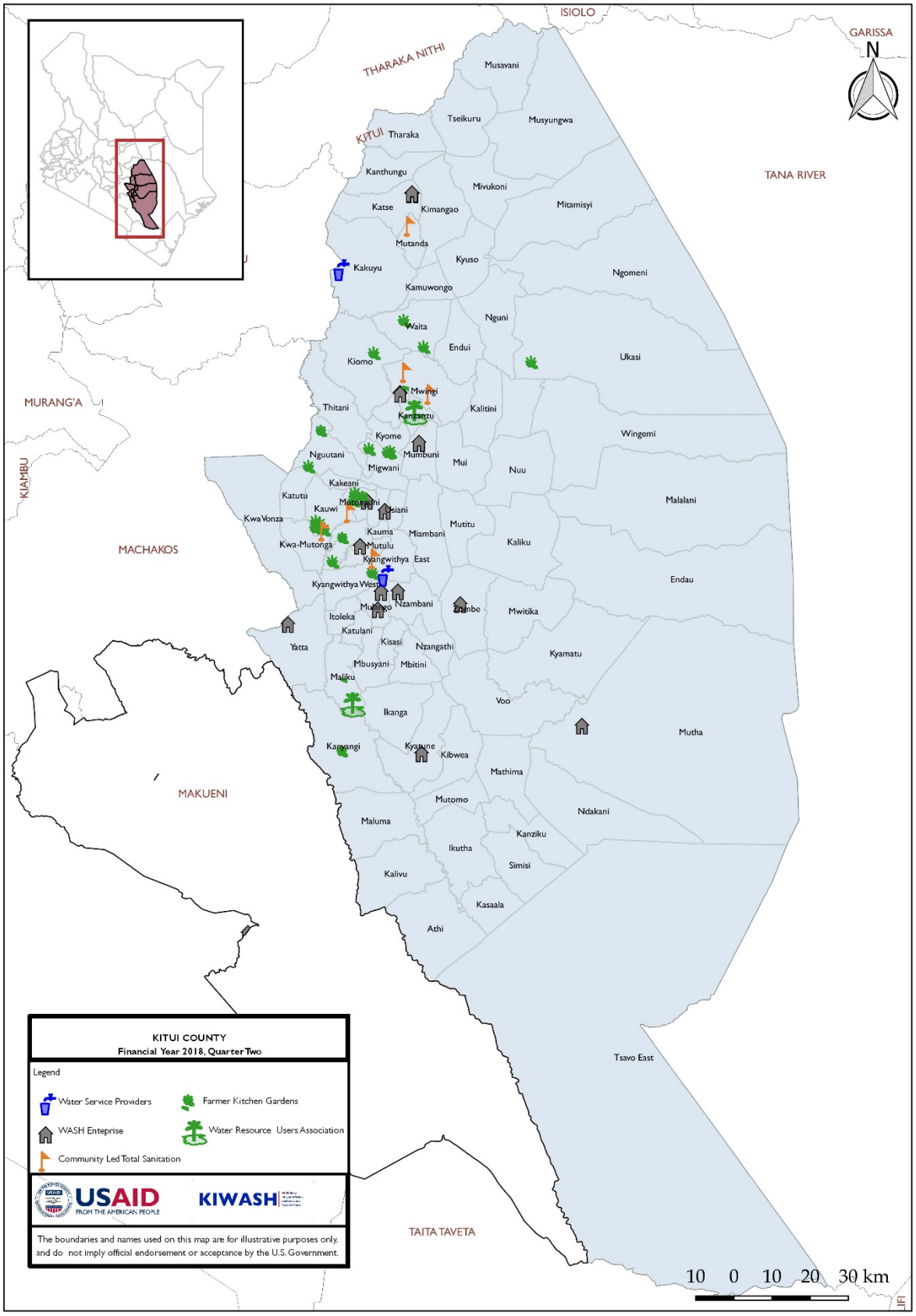

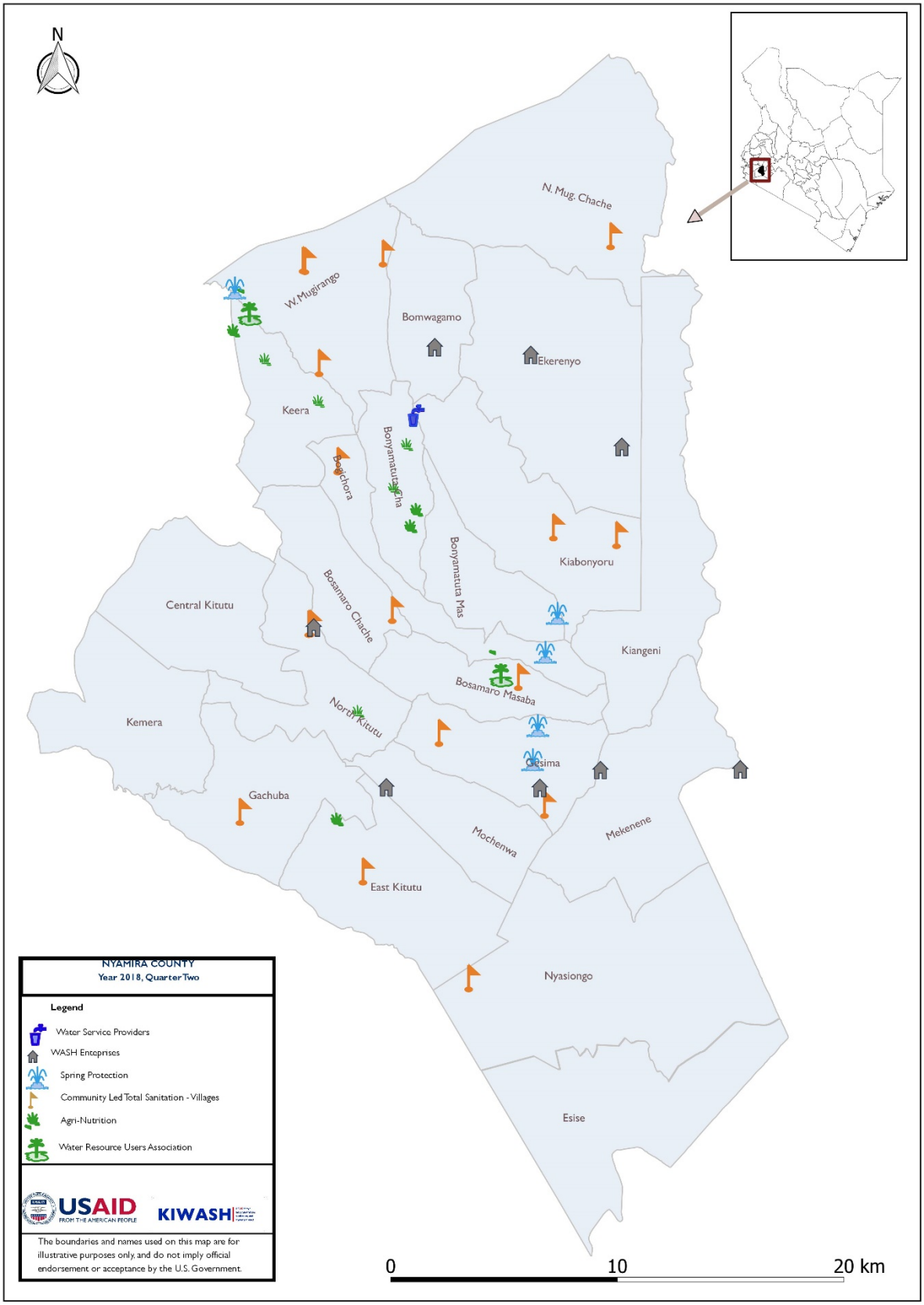
N
N. Mug. Chache
W. Mugirango
Bomwagamo
Ekerenyo
Keera
Bonyamatuta Cha
Boichora
Bonyamatuta Mas
Kiabonyoru
Central Kitutu
Bosamaro Chache
Kiangeni
Bosamaro Masaba
Kemera
North Kitutu
Gesima
Gachuba
Mochenwa
Mekenene
East Kitutu
Nyasiongo
Esise
NYAMIRA COUNTY
Year 2018, Quarter Two
Legend
Water Service Providers
WASH Enterprises
Spring Protection
Community Led Total Sanitation - Villages
Agri-Nutrition
Water Resource Users Association
USAID
FROM THE AMERICAN PEOPLE
KIWASH
The boundaries and names used on this map are for illustrative purposes only, and do not imply official endorsement or acceptance by the U.S. Government.
0
10
20 km

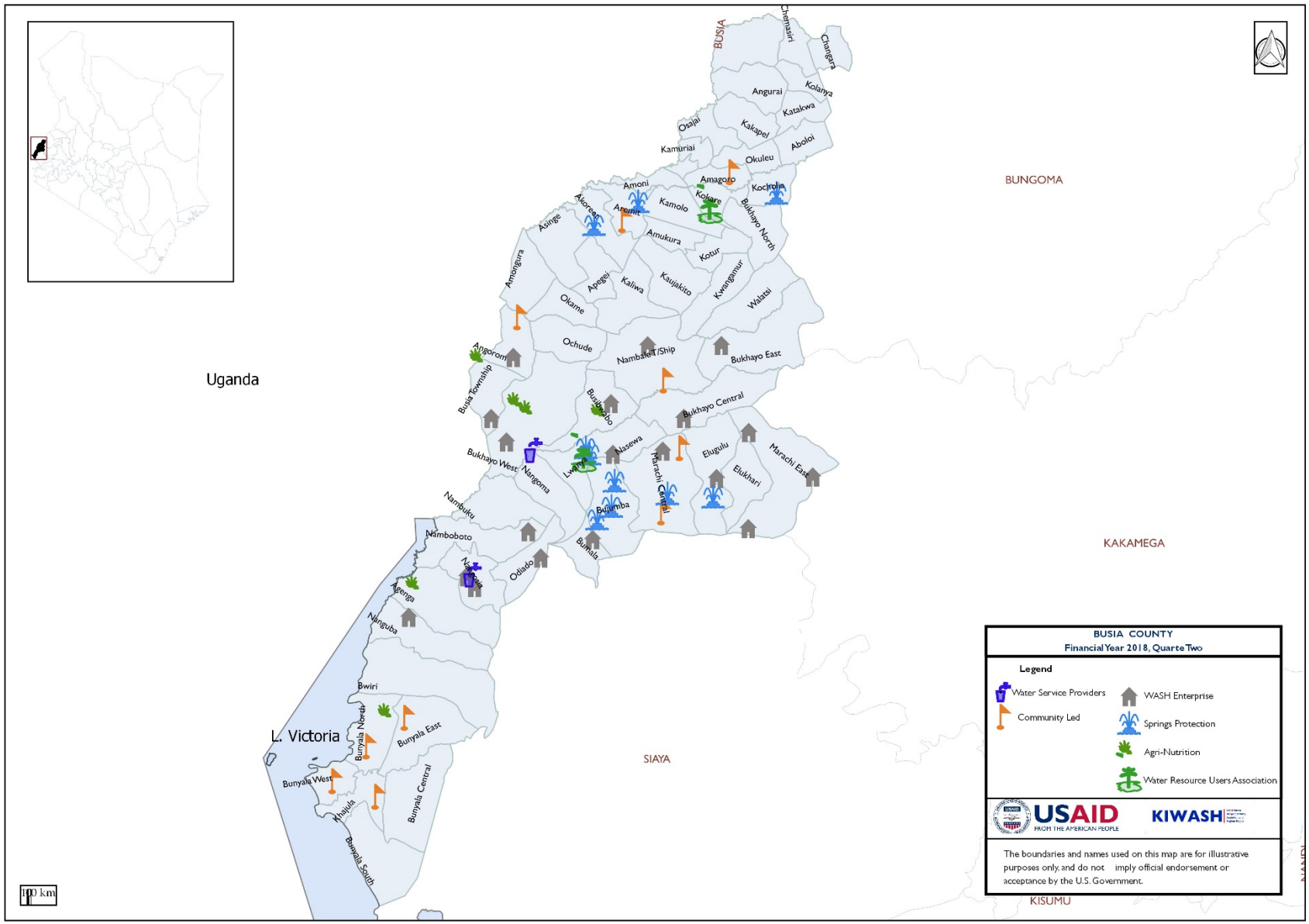
BUSIA COUNTY
Financial Year 2018, Quarte Two
Legend
Water Service Providers
Community Led
WASH Enterprise
Springs Protection
Agri-Nutrition
Water Resource Users Association
USAID
FROM THE AMERICAN PEOPLE
KIWASH
The boundaries and names used on this map are for illustrative purposes only, and do not imply official endorsement or acceptance by the U.S. Government.
Uganda
L. Victoria
BUNGOMA
KAKAMEGA
SIAYA
KISUMU
BUSIA
Chemasiri
Changara
Angurai
Kolanya
Katakwa
Osajai
Kakapel
Aboloi
Kamuriai
Okuleu
Amagoro
Kocholia
Amoni
Kokare
Kamolo
Bukhayo North
Akoreet
Aremit
Asinge
Amukura
Kotur
Amongura
Apegei
Kaliwa
Kaujakito
Kwangamur
Walatsi
Okame
Ochude
Nambale T/Ship
Bukhayo East
Angorom
Busia Township
Busibwabo
Bukhayo Central
Nasewa
Elugulu
Marachi East
Bukhayo West
Nangoma
Lwanya
Marachi Central
Elukhari
Nambuku
Bujumba
Namboboto
Bumala
Odiado
Agenga
Nanguba
Bwiri
Bunyala North
Bunyala East
Bunyala West
Khajula
Bunyala Central
Bunyala South
100 km

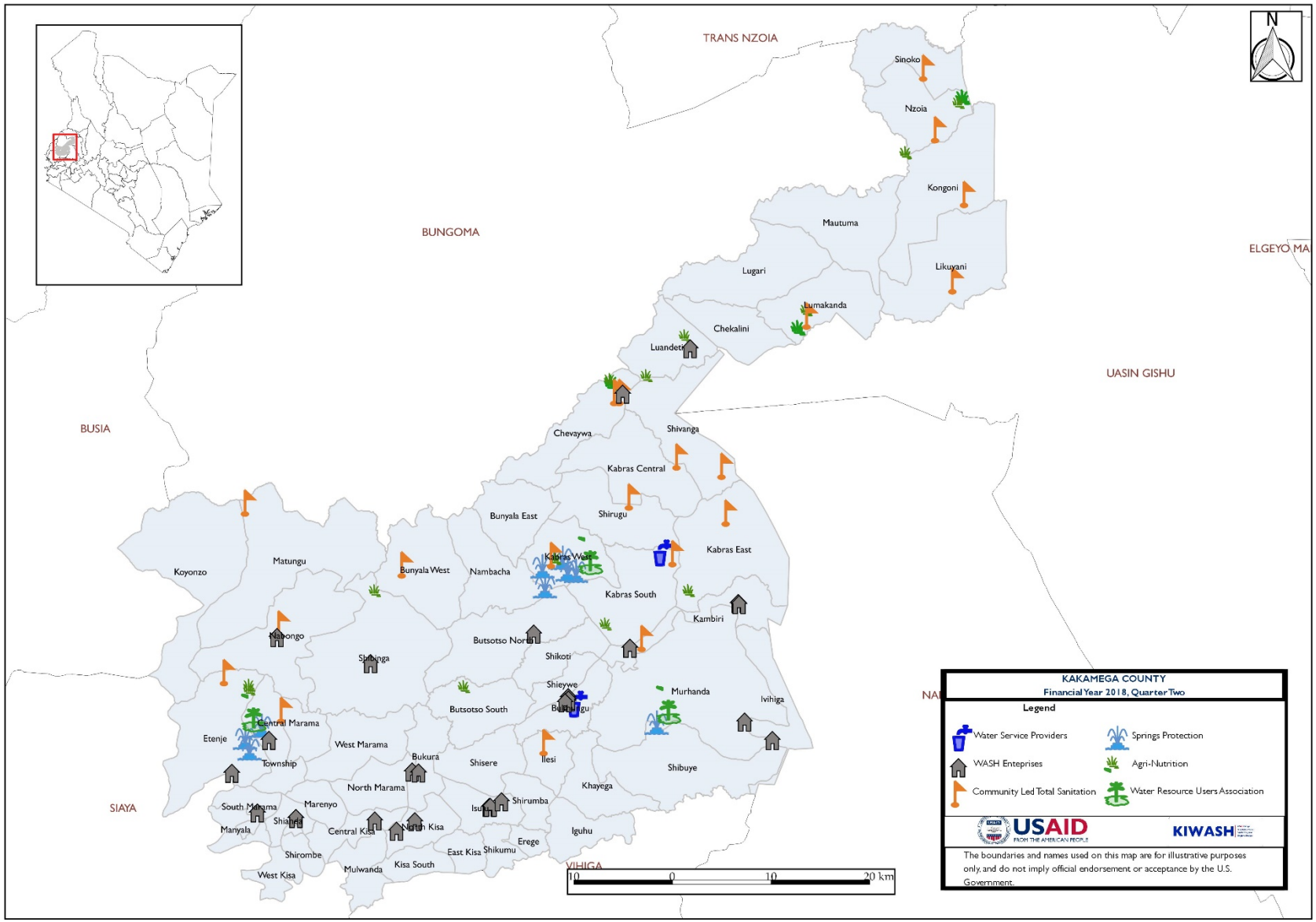
TRANS NZOIA
BUNGOMA
BUSIA
SIAYA
ELGEYO MA
UASIN GISHU
VIHIGA
N
Sinoko
Nzoia
Kongoni
Mautuma
Lugari
Likuyani
Lumakanda
Chekalini
Luandeti
Chevaywa
Shivanga
Kabras Central
Bunyala East
Shirugu
Kabras East
Matungu
Koyonzo
Bunyala West
Nambacha
Kabras West
Kabras South
Kambiri
Khwisero
Shinyalu
Butsotso North
Shikoti
Shieywe
Murhanda
Ivihiga
Butsotso South
Central Marama
Etenje
West Marama
Township
Bukura
Shisere
Ilesi
Shibuye
North Marama
Khayega
South Marama
Marenyo
Shirumba
Manyala
Central Kisa
North Kisa
Iguhu
Erege
East Kisa
Shikumu
Shirombe
Kisa South
Mulwanda
West Kisa
10 0 10 20 km
KAKAMEGA COUNTY
Financial Year 2018, Quarter Two
Legend
Water Service Providers
Springs Protection
WASH Enteprises
Agri-Nutrition
Community Led Total Sanitation
Water Resource Users Association
USAID
FROM THE AMERICAN PEOPLE
KIWASH
The boundaries and names used on this map are for illustrative purposes only, and do not imply official endorsement or acceptance by the U.S. Government.

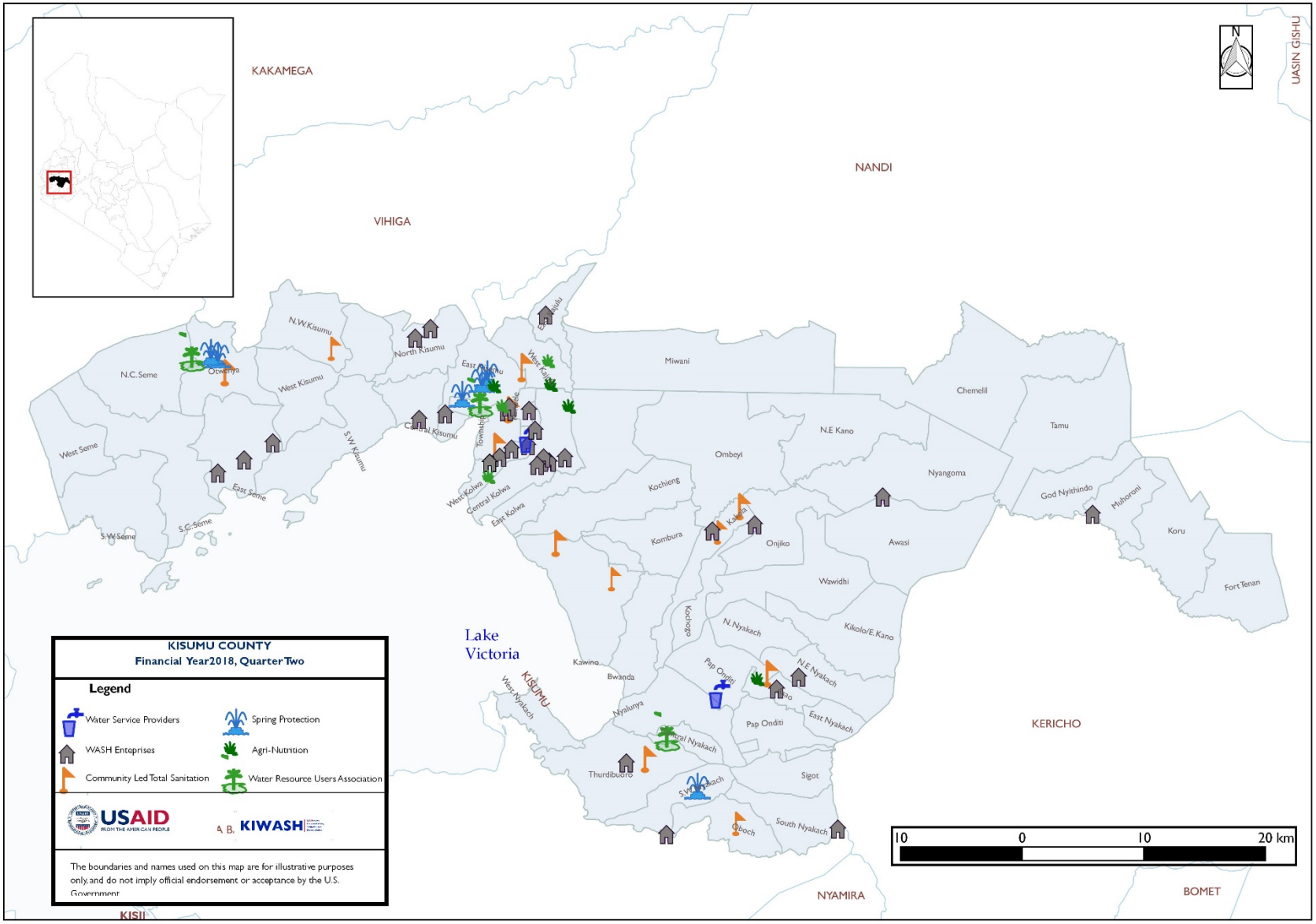
KISUMU COUNTY
Financial Year2018, Quarter Two
Legend
Water Service Providers
Spring Protection
WASH Enteprises
Agri-Nutrition
Community Led Total Sanitation
Water Resource Users Association
USAID
FROM THE AMERICAN PEOPLE
KIWASH
The boundaries and names used on this map are for illustrative purposes only, and do not imply official endorsement or acceptance by the U.S. Government
KAKAMEGA
VIHIGA
NANDI
UASIN GISHU
KERICHO
NYAMIRA
BOMET
KISII
Lake Victoria
N.C. Seme
Otwenya
N.W. Kisumu
West Kisumu
North Kisumu
S.W. Kisumu
West Seme
East Seme
S.W. Seme
S.C. Seme
Central Kisumu
West Kolwa
Central Kolwa
East Kolwa
Miwani
Ombeyi
Kochieng
Kombura
Onjiko
N.E Kano
Nyangoma
Chemelil
Tamu
God Nyithindo
Muhoroni
Koru
Fort Tenan
Awasi
Wawidhi
Kikolo/E. Kano
N. Nyakach
N.E Nyakach
Kochogo
Kawino
Bwanda
Nyalunya
Pap Onditi
East Nyakach
Thurdibuoro
Sigot
South Nyakach
Oboch
West Nyakach
10
0
10
20 km

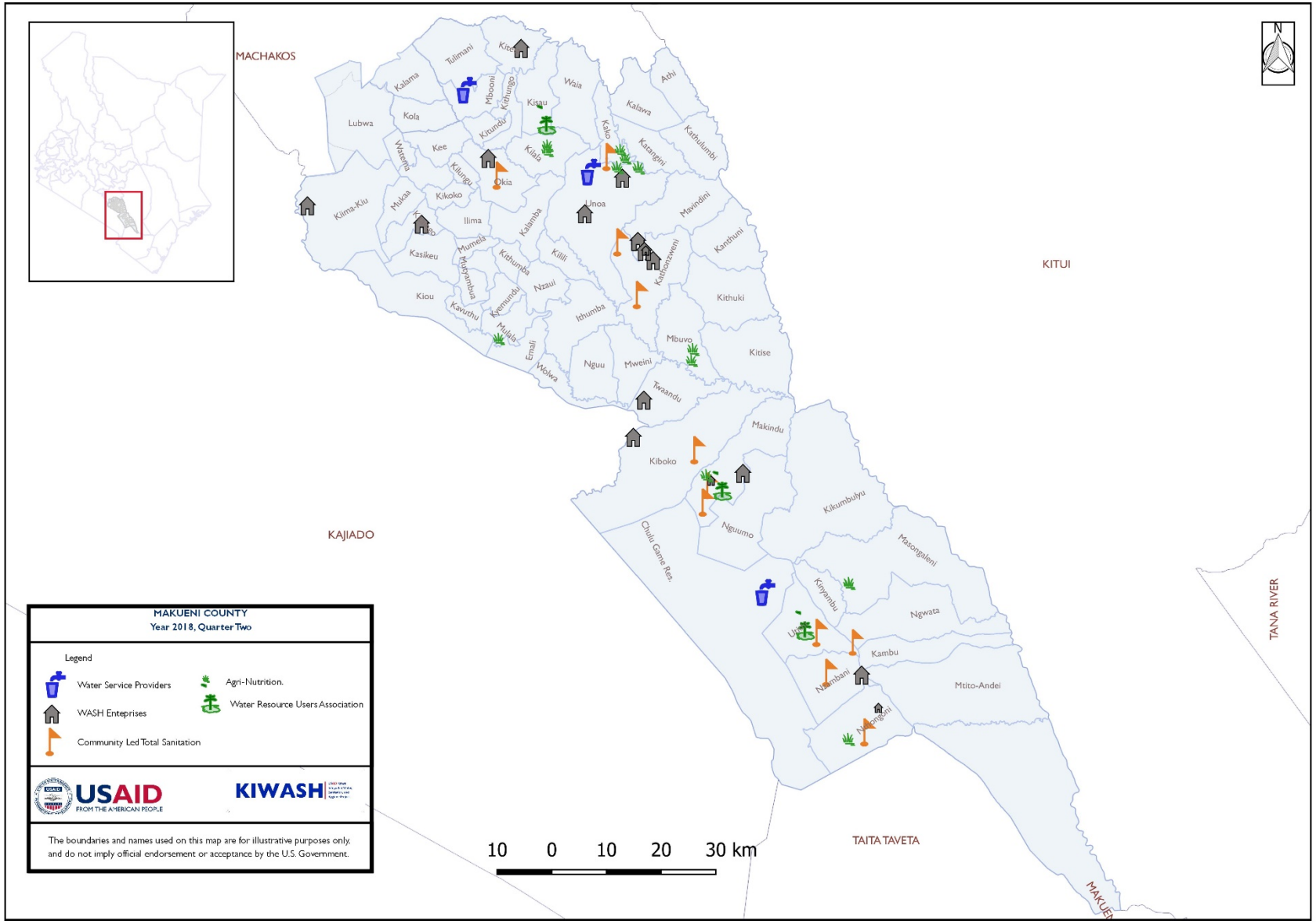
MACHAKOS
KITUI
KAJIADO
TAITA TAVETA
TANA RIVER
MAKUENI COUNTY
Year 2018, Quarter Two
Legend
Water Service Providers
WASH Enteprises
Community Led Total Sanitation
Agri-Nutrition.
Water Resource Users Association
USAID
FROM THE AMERICAN PEOPLE
KIWASH
The boundaries and names used on this map are for illustrative purposes only, and do not imply official endorsement or acceptance by the U.S. Government.
10 0 10 20 30 km
N
Lubwa
Kola
Kee
Kiima-Kiu
Mukaa
Kikoko
Ilima
Kasikeu
Kiou
Kavuthu
Mulala
Emali
Wolwa
Nguu
Mweini
Twaandu
Ithumba
Nzaui
Kilili
Kalamba
Unoa
Okia
Kilala
Kisau
Waia
Kalawa
Kathulumbi
Kathonzweni
Kanthuni
Mavindini
Kithuki
Kitise
Mbuvo
Makindu
Kiboko
Nguumo
Kikumbulyu
Masongaleni
Kinyambu
Ngwata
Kambu
Mtito-Andei
Chulu Game Res.

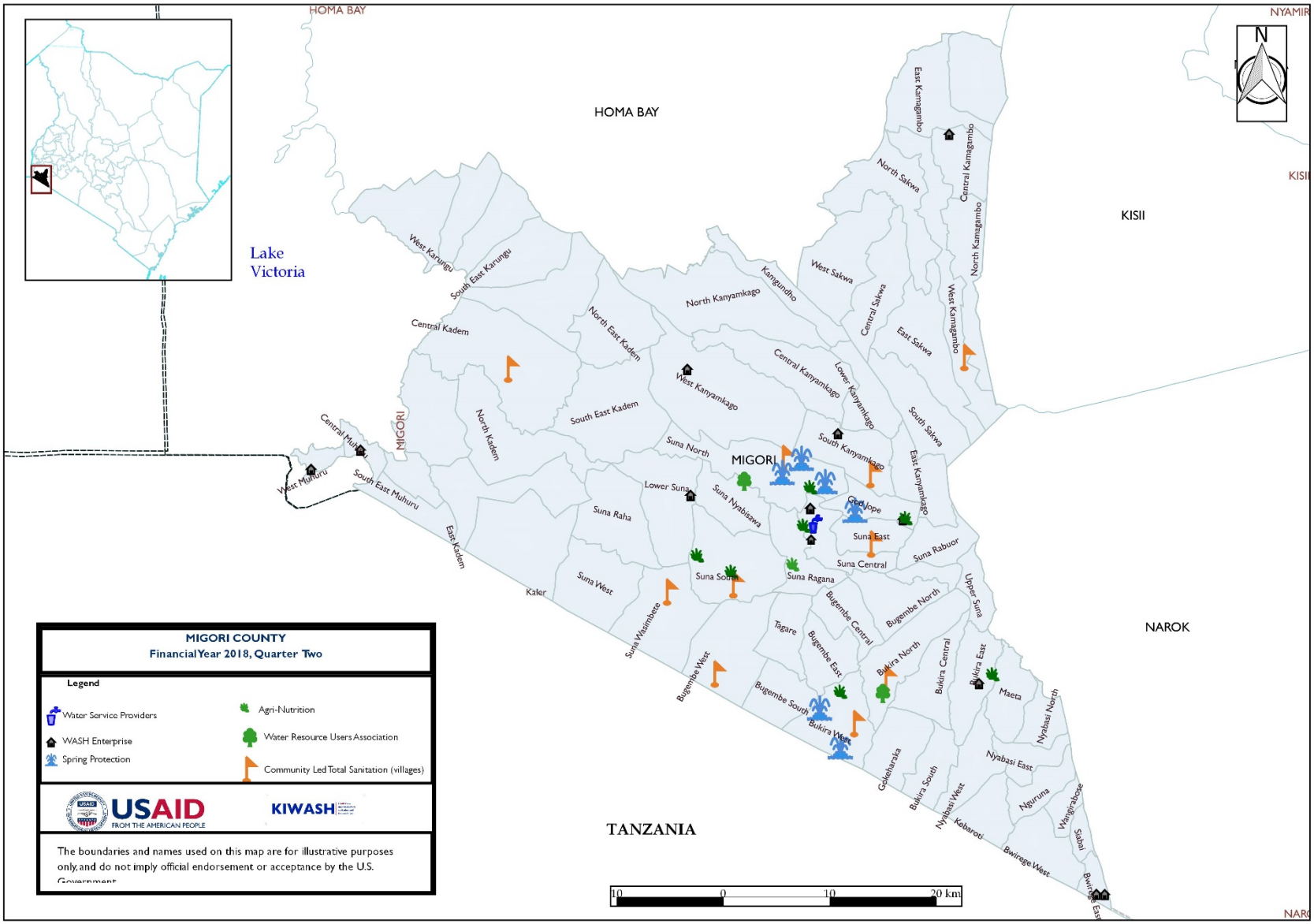
HOMA BAY
NYAMIR
KISII
NAROK
TANZANIA
Lake Victoria
MIGORI
MIGORI COUNTY
Financial Year 2018, Quarter Two
Legend
Water Service Providers
WASH Enterprise
Spring Protection
Agri-Nutrition
Water Resource Users Association
Community Led Total Sanitation (villages)
USAID
FROM THE AMERICAN PEOPLE
KIWASH
The boundaries and names used on this map are for illustrative purposes only, and do not imply official endorsement or acceptance by the U.S. Government
10 0 10 20 km
N
West Karungu
South East Karungu
Central Kadem
North East Kadem
North Kanyamkago
Kangundho
West Sakwa
Central Sakwa
East Sakwa
North Sakwa
East Kamagambo
Central Kamagambo
North Kamagambo
West Kamagambo
Central Kanyamkago
Lower Kanyamkago
South Sakwa
East Kanyamkago
South Kanyamkago
West Kanyamkago
South East Kadem
North Kadem
Central Muhuru
West Muhuru
South East Muhuru
East Kadem
Kaler
Suna North
Lower Suna
Suna Nyabisawa
Suna Raha
Suna West
Suna South
Suna Ragana
Suna East
Suna Central
Suna Rabuor
God Jope
Suna Wasimbete
Bugembe West
Bugembe Central
Bugembe North
Bugembe East
Bugembe South
Tagare
Bukira North
Bukira Central
Bukira East
Bukira West
Upper Suna
Maeta
Nyabasi North
Nyabasi East
Gokeharaka
Bukira South
Nyabasi West
Kebaroti
Bwirege West
Nguruna
Wangirabose
Siabai
Bwirege East

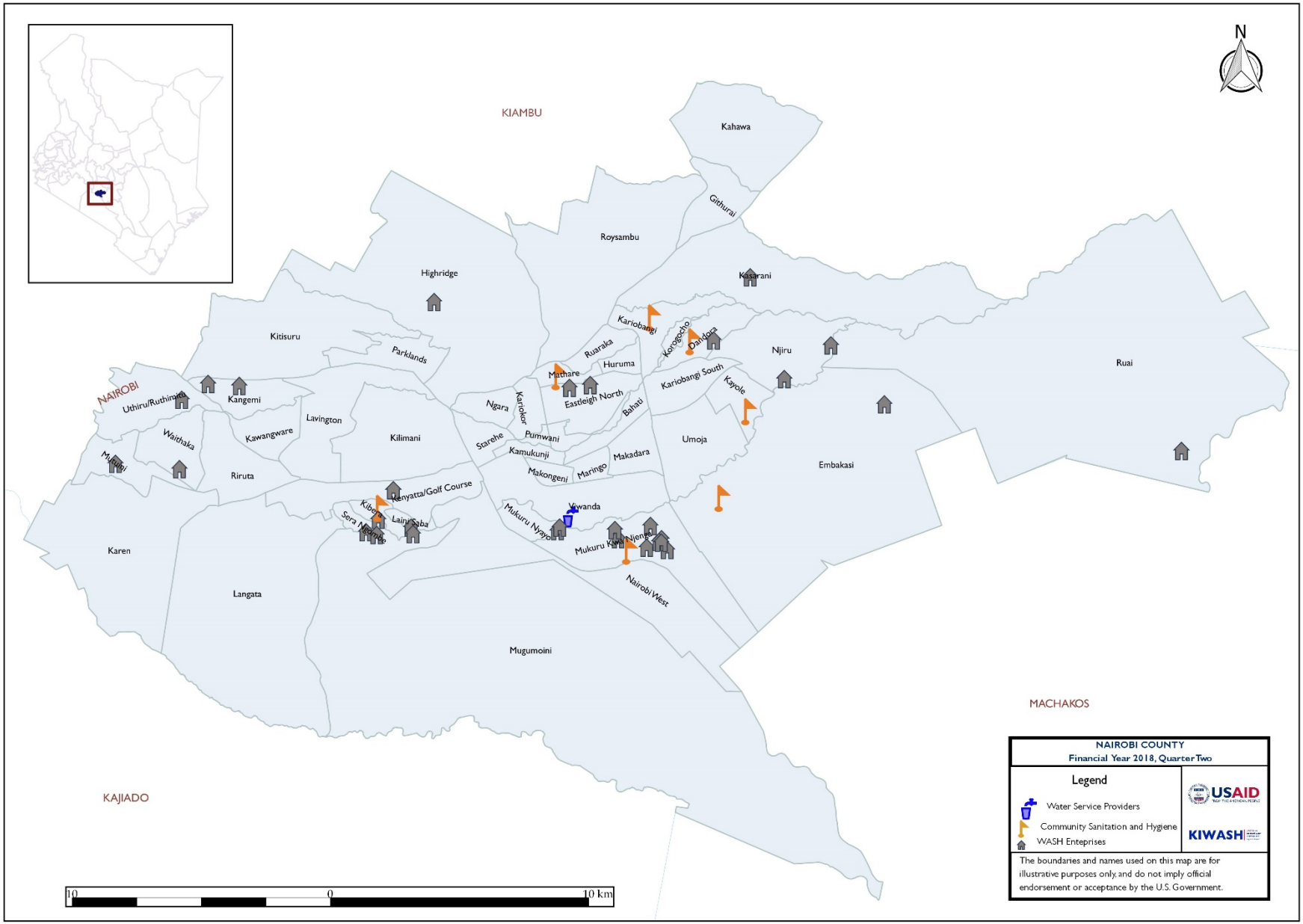
N
KIAMBU
Kahawa
Githurai
Roysambu
Kasarani
Highridge
Kitisuru
Parklands
Kariobangi
Korogocho
Dandora
Njiru
Ruai
Ruaraka
Huruma
Mathare
Kariobangi South
Kayole
NAIROBI
Uthiru/Ruthimitu
Kangemi
Lavington
Ngara
Kariokor
Eastleigh North
Bahati
Waithaka
Kawangware
Kilimani
Starehe
Pumwani
Umoja
Mutuini
Riruta
Kamukunji
Makadara
Embakasi
Makongeni
Maringo
Kenyatta/Golf Course
Kibera
Viwanda
Sera Ngombe
Laini Saba
Mukuru Nyayo
Mukuru Kwa Njenga
Karen
Nairobi West
Langata
Mugumoini
MACHAKOS
KAJIADO
NAIROBI COUNTY
Financial Year 2018, Quarter Two
Legend
Water Service Providers
Community Sanitation and Hygiene
WASH Enteprises
USAID
KIWASH
The boundaries and names used on this map are for illustrative purposes only, and do not imply official endorsement or acceptance by the U.S. Government.
10
0
10 km

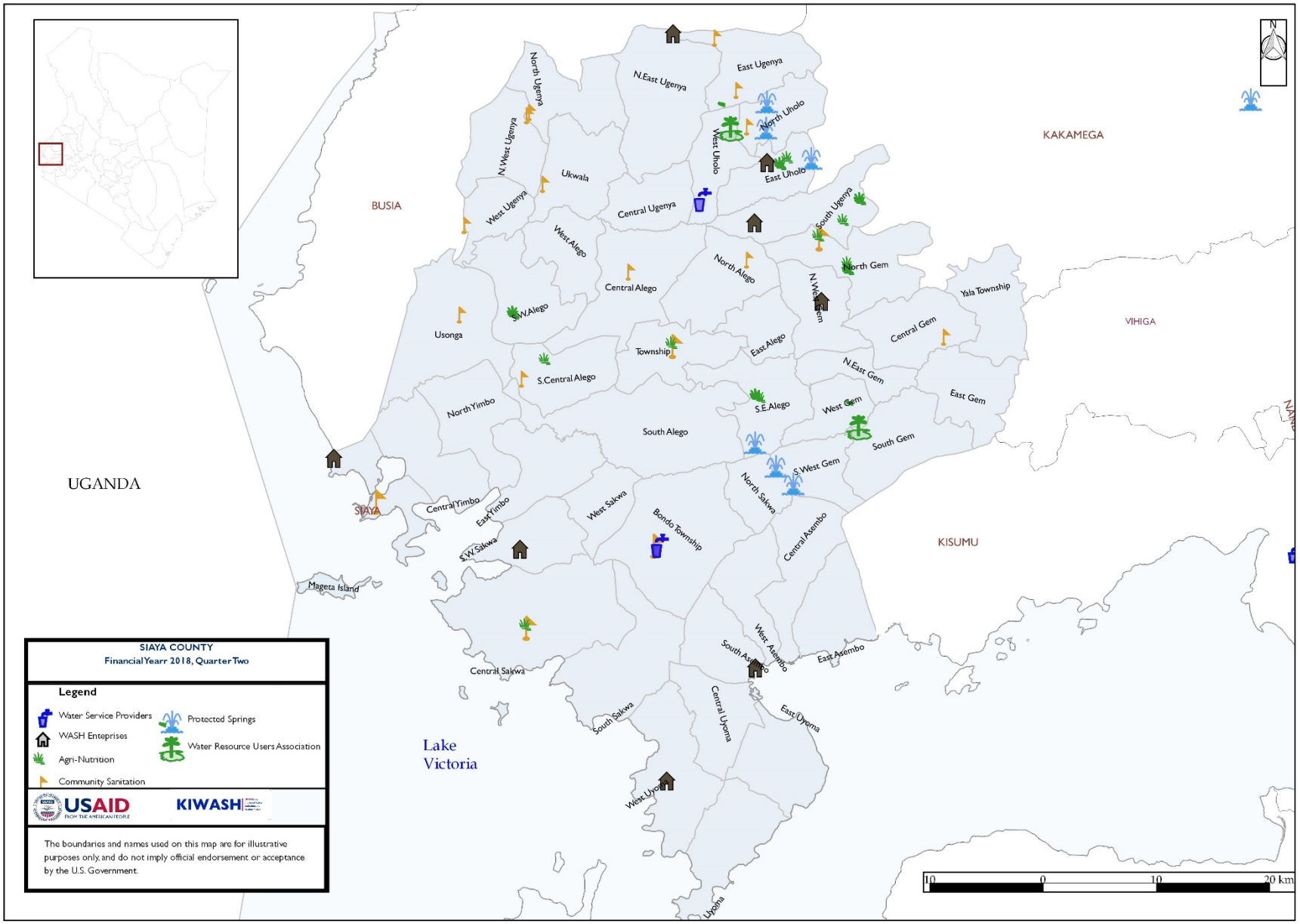
SIAYA COUNTY
Financial Yearr 2018, Quarter Two
Legend
Water Service Providers
WASH Enteprises
Agri-Nutrition
Community Sanitation
Protected Springs
Water Resource Users Association
USAID
KIWASH
The boundaries and names used on this map are for illustrative purposes only, and do not imply official endorsement or acceptance by the U.S. Government.
UGANDA
BUSIA
KAKAMEGA
VIHIGA
KISUMU
SIAYA
Lake Victoria
Usonga
North Ugenya
N.East Ugenya
East Ugenya
N.West Ugenya
Ukwala
West Ugenya
Central Ugenya
West Uholo
North Uholo
East Uholo
South Ugenya
West Alego
Central Alego
North Alego
S.W.Alego
Township
East Alego
S.Central Alego
North Yimbo
South Alego
S.E.Alego
N.West Gem
North Gem
Yala Township
Central Gem
N.East Gem
West Gem
East Gem
South Gem
S.West Gem
Central Yimbo
East Yimbo
S.W.Sakwa
West Sakwa
Bondo Township
North Sakwa
Central Asembo
Mageta Island
Central Sakwa
South Asembo
West Asembo
East Asembo
South Sakwa
Central Uyoma
East Uyoma
West Uyoma
Ugenya
Ugunja
10 0 10 20 km

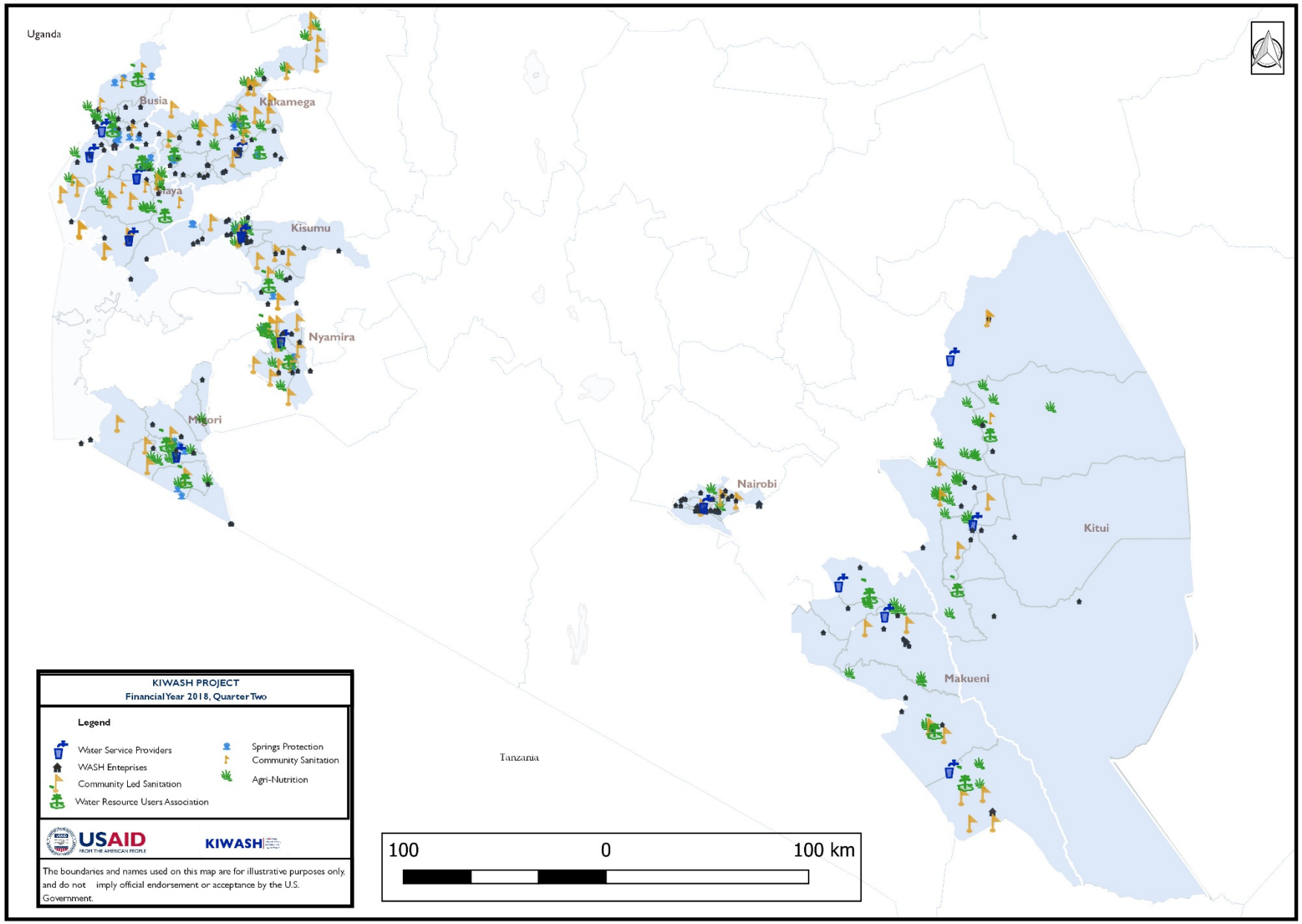
Uganda
Busia
Kakamega
Kisumu
Nyamira
Migori
Nairobi
Kitui
Makueni
Tanzania
KIWASH PROJECT
Financial Year 2018, Quarter Two
Legend
Water Service Providers
WASH Enteprises
Community Led Sanitation
Water Resource Users Association
Springs Protection
Community Sanitation
Agri-Nutrition
USAID
KIWASH
The boundaries and names used on this map are for illustrative purposes only. and do not imply official endorsement or acceptance by the U.S. Government.
100
0
100 km

ANNEX III: SUCCESS STORIES AND SNAPSHOTS

New lease of life for a Makueni tree farmer

USAID trains and mentors small water business owners to enhance capacity for expansion of water services in Kenya

In an obscure village known as Mbukoni in the heart of Makueni County, Joyce Saumu has discovered a new source of livelihood in tree seedling farming despite the tough climatic conditions.

Saumu at her tree nursery

On a very small piece of land behind her kitchen, the mother of two school going children has established a tree nursery of different varieties of drought tolerant trees using piped water from Chyulu borehole - run by Chyulu Valley Community Based Organisation (CBO).

During the day, water from the borehole is mainly pumped using solar energy, which is generated from 60 solar panels donated USAID through the Kenya Integrated Water, Sanitation and Hygiene Program (KIWASH). The borehole is the main source of water for more than 5,000 households.

"Initially, before water was piped to this homestead, I used walk for not less than an hour to the stream with donkeys to fetch water for domestic consumption and for this tree seedling business," she said. Now with water at her doorstep, she has increased the number of seedlings from 1,000 to more than 3,000, and is targeting 10,000 in the next few months.

All her tree seedlings retail at Sh50 each, and during a rainy season, she usually sells the entire stock to local farmers. With what she has in the nursery right now, she is eying Sh150,000 ($1500) in the next few months – when the elusive rainfall finally comes down.

"Through this tree seedling enterprise, I have been able to settle major bills that include school fees for my children, and I have been able to buy some domestic animals such as goats," said Saumu.

KWASH has been working with WASH enterprises like Chyulu Valley Community Based Organisation to improve operations and reach more people using their own resources, and leveraging on support from likeminded partners and county governments.

So far, USAID has supported the community by installing a larger capacity solar powered pump by adding extra panels and an inverter. As a result, the pump is now able to fill their 100 cubic meter storage tank on a good sunny day.

In addition, KIWASH has extended a key pipeline by 6.4 kilometers, and has installed two kiosks to ensure that more people have access to clean water for drinking, sanitation and other domestic uses.

The additional solar panels installed by KIWASH have really improved the efficiency of the pumping system, enabling smooth flow of water to the end users," said Veronica Mbula, the chairlady of the Chyulu Valley CBO.

Going the Extra Mile to Ensure Schools Have Water

USAID combines training with infrastructure investments to increase access to WASH services in nine counties in Kenya

Stephen Mutiso knows the value of water to students in rural schools. The managing director for Mbooni Water and Sanitation Company that serves the Mbumbuni community in semi-arid Makueni County, Mutiso insists that he would gladly incur losses to ensure there is running water in learning institutions.

"Education to children means a lot to the future of our country," noted the soft-spoken Mutiso. "And whenever there is no safe water within their reach, children become susceptible to diseases such as diarrhea, cholera, typhoid, trachoma, and hepatitis. This causes them to miss lessons while they recover," he added.

Students at Muthwani mixed secondary school wash their dishes after lunch

Mbooni Water and Sanitation Company's water supply was interrupted seven months ago due to a faulty transformer. The power supply company has yet to fix it, but Mbooni Water, in collaboration with KIWASH, has gone out of its way to pump water using a diesel generator for at least two hours a day, ensuring that schools and two kiosks at Mbumbuni market center have enough water to operate.

Since 2016, KIWASH has combined training and capacity building with infrastructure investments, such as a new water pump, to help Mbooni Water operate more efficiently and reliably. In training sessions, KIWASH emphasizes business principles such as financial accountability, performance monitoring, cost recovery and demand-driven investments. The new water pump, with a capacity of pumping 37 cubic meters of water per hour, has enabled the company to continue serving a large population.

According to Naomi Mutunga, the deputy head teacher at Makutano Primary School in Makueni, female students are usually more effected whenever there is a lack of water, especially at the household level. "Girls always have the laborious task of fetching water from distant wells, with some walking as far as 15 kilometers. When this happens, they always miss classes, and thus interrupt their studies," she said.

With KIWASH support, Mbooni Water and Sanitation Company is showing marked improvement in its ability to meet the water needs of its customers. The company is more responsive to infrastructure damage, repairing leaks and pipe bursts that lead to non-revenue water loss and disruptions in service. In the past two years, infrastructure improvements and quicker response times to service disruptions have reduced losses by at least 3 percent and increased revenues for the company.

Education + hygiene kits incentive to mothers to attend antenatal clinics

USAID's KIWASH program has trained over 300 health workers and community health volunteers to sensitize mothers to adopt correct steps for hand washing with water and soap, installation and use of tippy taps for hand washing at six critical times, household treatment of water and safe disposal of fecal waste.

According to the Kenya Demographic Health Survey (2009), Kenya has a Maternal Mortality Rate of 488 live births per 100,000 live deliveries. The government declared free maternity services in all public health facilities in 2013 as a way of reversing this trend to achieve universal health coverage. However, the number of women giving birth in hospitals has not increased as anticipated. A recent study on integrated health and nutrition in Korogocho, one of Nairobi's biggest slums, indicates a mortality rate of 706 deaths per 100,000 live births. The number of women attending the minimum number of antenatal care visits was only 39 percent.

It is for this reason that USAID's Kenya Integrated Water, Sanitation and Hygiene Program (KIWASH) selected Korogocho Health Centre to distribute hygiene kits as an incentive for early and frequent antenatal care among women of reproductive age, and to sensitize the young mothers on critical health and hygiene practices.

The kits, which comprise a 20-liter water storage container, a 20-liter drinking water bucket, a bar of soap and a bottle of water disinfectant, are distributed to mothers after they have been sensitized to adopt hygiene practices. These hygiene practices include, correct steps for hand washing with water and soap, installation and use of tippy taps for hand washing at six critical times, household treatment of water and safe disposal of fecal waste.

The kits have considerably improved the number of pregnant women attending ANC visits in Korogocho Health Centre "We give a complete kit to mothers who deliver in the facility, and to mothers who attend their first ANC visit, so as to motivate other women to make four ANC visits which are critical to maternal health. "These kits have motivated the women; most of them are poor and require a little motivation to attend the facility", said the nurse-in-charge Emily Wamba,

She adds, "Before the distribution of hygiene kits, I used to receive an average of five ANC clients per week. This number was very low. Now I am attending to 11 expectant mothers per week. They are also very punctual. "

During the ANC visits, community health volunteers (CHVs) trained by KIWASH also educate the mothers about the benefits of good nutrition, adequate rest, good hygiene, family planning and exclusive breastfeeding, and immunization and other disease prevention measures.

In the last six months, KIWASH has distributed 1,331 hygiene kits to expectant and lactating mothers at health facilities across the nine counties to encourage uptake of skilled maternal and child health service in various health centers across the target counties.

ANNEX IV: LIST OF DELIVERABLE PRODUCTS

No.	Title	Date Submitted	Status
1	Contract Performance Monitoring Plan	October 28, 2015	Approved
2	Branding Implementation and Marking Plan	October 28, 2015	Approved
3	Annual Work Plan	November 28, 2015	Approved
4	Annual Performance Monitoring Plan	November 28, 2015	Approved
5	Process for Engagement	November 28, 2015	Approved
6	Coordination Plan	November 28, 2015	Approved
7	Environmental Mitigation and Monitoring Plan	November 28, 2015	Approved
8	Construction Plan	November 28, 2015	Approved
9	Procurement Plan	November 28, 2015	Approved
10	Grants Project Plan	November 28, 2015	Approved
11	Monitoring and Evaluation Plan	December 28, 2015	Approved
12	Gender Equality & Women's Empowerment Plan	December 28, 2015	Approved