USAID | KENYA AND EAST AFRICA
FROM THE AMERICAN PEOPLE

USAID Kenya Integrated Water, Sanitation and Hygiene Project

QUARTERLY PROGRESS REPORT #6
APRIL – JUNE 2017

JULY 2017

This publication was produced for review by the United States Agency for International Development. It was prepared by Development Alternatives, Inc.

USAID KENYA INTEGRATED WATER, SANITATION AND HYGIENE PROGRAM (KIWASH)

FY 2017, Q3 PROGRESS REPORT

APRIL 1 – JUNE 30, 2017

Award No: AID-615-TO-15-00001

Prepared for Martin Mulongo, COR
United States Agency for International Development/Kenya
C/O American Embassy
United Nations Avenue, Gigiri
P.O. Box 629, Village Market 00621
Nairobi, Kenya

Prepared by
Development Alternatives, Inc.
7600 Wisconsin Avenue, Ste. 200
Bethesda, MD 20814

Cover photo: A girl in Makueni County enjoys regular supply of clean water as a result of non-revenue water reduction management that is being implemented by the utility in response to KIWASH technical support.

DISCLAIMER

The authors' views expressed in this report do not necessarily reflect the views of the United States Agency for International Development or the United States Government.

CONTENTS

ACRONYMS AND ABBREVIATIONS 3

I. KIWASH EXECUTIVE SUMMARY 5

Qualitative Impact 5

Quantitative Impact 6

Constraints and Opportunities 9

Subsequent Quarter's Work Plan 11

II. KEY ACHIEVEMENTS (Qualitative Impact) 16

ACCESS TO WATER 16

SANITATION AND HYGIENE 19

ACCESS to FINANCING/CREDIT FOR WASH 22

AGRI-NUTRITION AND ADOPTION OF NEW TECHNOLOGIES 28

GOVERNANCE AND POLICY 32

ENVIRONMENTAL SUSTAINABILITY 35

III. ACTIVITY PROGRESS (Quantitative Impact) 36

IV. CONSTRAINTS AND OPPORTUNITIES 55

V. PERFORMANCE MONITORING 57

VI. PROGRESS ON GENDER STRATEGY 58

VII. PROGRESS ON ENVIRONMENTAL MITIGATION AND MONITORING 58

VIII. PROGRESS ON LINKS TO OTHER USAID PROGRAMS 58

IX. PROGRESS ON LINKS WITH GOK AGENCIES 59

X. PROGRESS ON USAID FORWARD 59

XI. SUSTAINABILITY AND EXIT STRATEGY 59

XII. GLOBAL DEVELOPMENT ALLIANCE (If Applicable) 60

XIII. SUBSEQUENT QUARTER'S WORK PLAN 60

Subsequent Quarter's Work Plan 60

XIV. FINANCIAL INFORMATION 64

Cash Flow Report and Financial Projections (Pipeline Burn-Rate) 64

ANNEX I – COUNTY ACTIVITY MAPS 66

ANNEX II - INFRASTRUCTURE PROJECTS 75

ANNEX III - SUCCESS STORIES AND SNAPSHOTS 82

Annex IV: SCHEDULE OF FUTURE EVENTS 83

ANNEX V: LIST OF DELIVERABLE PRODUCTS 84

ACRONYMS

BDS	Business Development Services
BCC	Behavior Change Communications
BWSC	Busia Water and Sewerage Company
CAP	Capacity and Performance
CBO	Community Based Organization
CEC	County Executive
CLTS	Community Led Total Sanitation
COE	Community Outreach and Education
EWA	Essential WASH Actions
ENA	Essential Nutrition Actions
FIRM	Financial Inclusion for Rural Microenterprises
GOK	Government of Kenya
GWASCO	Gussi Water and Sewerage Company
EMMP	Environmental Mitigation and Monitoring Plan
ICC	The Inter-agency Coordination Committee
KAVES	Kenya Agricultural Value Chain Enterprises
KBWS	Kakamega-Busia Water Supply
KIMAWASCO	Kibwezi-Makindu Water and Sewerage Company
KITWASCO	Kitui Water and Sanitation Company
KIWASCO	Kisumu Water and Sewerage Company
KIWASH	Kenya Integrated Water, Sanitation and Hygiene project
MCH	Maternal and Child Health
MCWSC	Migori County Water and Sanitation Company
MoU	Memorandum of Understanding
MUS	Multi-Use System
NGO	Non-Governmental Organization
NCWSC	Nairobi City Water and Sewerage Company
ODK	Open Data Kit NEMA National Environment Management Authority
PMP	Performance Monitoring Plan
RCMRD	Regional Centre for Mapping of Resources for Development
SCMP	Sub-catchment Management Plans
SIBO	Siaya Bondo Water and Sewerage Company
SOW	Statement of Work
S&R	Summary and Recommendations Report

TAMIS	Technical and Administrative Management Information System
USAID	United States Agency for International Development
USTWG	Urban Sanitation Technical Working Group
WOWASCO	Wote Water and Sewerage Company
WRMA	Water Resources Management Authority
WRUA	Water Resource Users Association
WSP	Water Service Provider
WASREB	Water Services Regulatory Board

I. KIWASH EXECUTIVE SUMMARY

The Kenya Integrated Water, Sanitation and Hygiene project (KIWASH) works to improve lives and health of 1 million Kenyan citizens in nine counties through the development and management of sustainable water, sanitation, hygiene and nutrition services. This is the sixth quarterly report of the project covering the period from April to June 2017.

Qualitative Impact

90 Villages achieve ODF Status

Improved access to basic sanitation and hygiene was realized mainly through an accelerated community led sanitation model that recorded a 54 percent increase in the number of new beneficiaries and 90 communities declared open defecation free - demonstrating a positive change of behavior change. CLTS committees were established in each of the 90 villages to assist with post ODF monitoring.

Training and capacity building for sustainability

Training for improved service provision was carried out for an additional 157 water and sanitation provider staff, while 432 staff benefitted from on-site coaching and mentoring to put into practice the knowledge acquired from the first phase of classroom style training.

Access to basic drinking water increased

Access to basic drinking water was achieved through a combination of strategies involving protection of springs (56%) and technical assistance to WASH enterprises (44%). In total 23,133 people accessed basic drinking water as a result of KIWASH activities.

Spring protection and management committees spur access to drinking water

KIWASH promoted the conservation and sustainable use of water resources by protecting 17 springs and supporting seven Water Resource Users Associations (WRUAs) to establish strong spring management committees. The springs provide water used for drinking, household chores and irrigation. WRUAs are responsible for water resource management at the local level and KIWASH will continue assisting them to become more robust and relevant to their communities.

Training of CHVs boosts adoption of improved sanitation and hygiene at the household level

KIWASH trained county community health volunteers, farmers and members of the community on integrated WASH, nutrition, kitchen gardening technologies and irrigation. A notable increase in the number of beneficiaries who have adopted simple doable WASH and Nutrition Actions has been observed across the KIWASH intervention areas. These actions include toilet construction and hygienic disposal of human fecal matter, construction and use of tippy taps for hand washing at the four critical times, adoption of kitchen garden technologies and household treatment of drinking water using water guard.

In Q3, FY2017

- **23,133** people gained access to improved drinking water
- **9,645** people gained access to improved sanitation facilities
- **5,949** household s installed kitchen gardens
- **11,462** people trained in nutrition and WASH
- **148** CHVs and 84 PHOs sensitized on monitoring and sustaining post ODF
- **432** WASH enterprises staff trained and mentored on improved business practices
- **243** demonstration farms established at health facilities and lead farmers' homes
- **40** drip irrigation systems for one acre units

Sanitation marketing research

To further provide evidence to guide our sanitation marketing initiatives, the project conducted a consumer sanitation market survey. The main objective was be to assess the communities' sanitation preferences as well as evaluate the suitable mechanisms that would enhance demand, availability and accessibility of the identified sanitation products and services to scale up latrine coverage. The results will be analyzed in the next quarter.

Capacity Assessment Performance (CAP) tool implemented

KIWASH administered the WSP CAP tool to collect baseline data and information that would define the capacity building gaps and priorities for KIWASCO, BUWASCO, SIBOWASCO, GWASCO, KACWASCO, KIMAWSCO, MBONIWASCO, WOWASCO, KITWASCO and MIWASCO. The data collected will form a basis for designing relevant capacity building strategies and further act as a baseline for monitoring and evaluation of the project.

Scaling up infrastructure projects

In response to a Request for Application (RFA) for recoverable grants, 45 WASH enterprises submitted concept notes in June 2017. Out of these, 36 were approved to proceed to proposal writing stage. If successful, they have the potential to reach close to 70,000 new beneficiaries.

Adoption of Essential Nutrition and WASH Actions

KIWASH worked with communities and health facilities to pass across messaging to support adoption of essential hygiene and nutrition actions. Such platforms included: Malezi Bora days (observed bi-annually), health facility based (groups and individual) health talks, community triggering sessions, mother to mother support group meetings, community level group health talks and sensitization of school going children at early childhood development (ECD) centers.

Increased production of nutritious foods

Two hundred and thirty demonstration farms were established at lead farmer's homesteads to showcase various technologies for adoption by group and community members. 4,467 farmers were trained on establishing kitchen gardens and 5,949 kitchen gardens were established at the household level in eight counties.

Governance and learning strengthened

KIWASH continued to strengthen local governance and management of WSPs and WASH enterprise through sector coordination for knowledge and sharing among different actors and direct technical support. The institutions and activities that were supported include; Wote Water and Sewerage Company and Kibwezi-Makindu Water and Sewerage Company *(strategic plan launch*); Kisumu Water and Sewerage Company (*strategic plan development*); Kakamega County Government (*infrastructure works inspection*); Siaya WASH Network (p*lanning*); Nyamira WASH Forum (*consultative meeting*): Nairobi City Water and Sewerage Company (*investment forum planning*): and Water Resource Users Associations (*formation of spring management committees*).

Quantitative Impact

Some quantitative achievements during the quarter include:

- 10,126 people accessed to basic drinking water as a result of technical and infrastructural support to WSPs and WASH enterprises, while 13,007 accessed basic drinking water people through efforts to increase the functional coverage areas of WRUAs through spring protection and management.
- 108 WASH enterprises under incubation had 432 staff members coached and mentored on operation and maintenance, among other technical issues.

- Progress on WASH and agri-nutrition training was made in four key areas:
    i) 59 government staff (public health officers, nutritionists, home economics officers and agriculture extension officers) were trained on integrating WASH and nutrition interventions and to adopt the role of trainers in their communities.
    ii) 218 CHVs were trained on integrating WASH and nutrition interventions at community and household level and guided on delivery of integrated WASH and agri-nutrition messaging at household level.
    iii) 20,947 households were mapped and benefited from targeted behavior change messaging conducted by CHVs under technical support of KIWASH and county departments of health.
    iv) 10,252 caregivers and schoolchildren benefitted from KIWASH supported behavior change health talks and demonstrations on essential WASH, nutrition actions and kitchen gardening technologies.
- Through CLTS, 90 villages were verified as ODF with post ODF community-monitoring plans developed, while 42 claims have been received and are awaiting verification. In addition:
    i) 148 CHVs and 84 PHOs sensitized on monitoring and sustaining post ODF
    ii) 1,929 households (9,645 people beneficiaries) accessed basic sanitation as a result of KIWASH interventions.
- Two ORT corners were established at the Port Victoria Sub county Hospital in Busia County and Rongo Sub County hospital in Migori. KIWASH supported the introduction of Essential WASH Actions services at the ORT corners.
- 5,949 households established kitchen gardens across the eight counties, reaching 29,745 beneficiaries with enhanced household consumption of nutrient dense, diverse foods. Key to this progress includes:
    i) 4,467 farmers were trained on establishing kitchen gardens to improve household food security and nutrition.
    ii) 40 drip irrigation systems for one acre units were installed in Kitui and Makueni counties
    iii) 230 household demonstration units/farms established at lead farmer homesteads to display various technologies for adoption by farmer group and community members.
    iv) 13 demonstration farms set up in 13 health facilities reaching 377 group members to show case various kitchen gardening technologies for adoption by the group members.
- Facilitated the formation of 33 Spring Management Committees to manage the already protected springs and support conservation activities around the springs.

KIWASH PERFORMANCE INDICATORS

Performance Indicators	Year 2 Annual Targets	Quarter 1 Actuals	Quarter 2 Actuals	Quarter 3 Actuals	Cumulative to date
Cross-cutting IND 1. (HL 8.1-1) Number of people gaining access to basic drinking water services in target counties as a result of USG assistance.	135,234	751	26,429	23,133	50,313
Cross-cutting IND 2 (HL 8.2-2) Number of people gaining access to a basic sanitation service in target countries as a result of USG assistance.	47,000	1,570	6,255	9,645	17,470
Cross-Cutting IND 3 (HL 8.2-1) Number of communities verified as ODF with a monitoring plan with USG assistance.	70	0	74	90	164
Cross-Cutting IND 4 (HL 8.1.3) Number of people with improved service quality from an existing/safely managed drinking water service through USG assistance.	100,000	0	2,649	4,650	7,299
Custom Output IND 3.1 Number of individuals who have received USG-supported WASH training who have also received nutrition training.	36,000	105	11,357	24,361	35,823
Custom Output IND 3.2 Number of people who benefit from Multiple Use Services (MUS) with domestic & productive needs met in an integrated and efficient way.	36,000	22	2,860	29,745	32,627
Custom Output IND 4.1 Number of households and farms who apply improved technologies or practices as a result of USG assistance for household consumption of nutrient dense, diverse foods.	12,000	25	643	5,949	6,617
Custom Output IND 6.1 Number of service provider staff trained for improved service provision.	100	383	82	157	239
Custom Output IND 6.2 Number of sector stakeholders receiving TA for improved monitoring & evaluation, reporting, and accountability	30	116	93	7	100
Custom Output IND 1.2 Number of people benefiting from Public-Private Partnerships in the WASH sector.	30,000	0	0	0	0

Performance Indicators	Year 2 Annual Targets	Quarter 1 Actuals	Quarter 2 Actuals	Quarter 3 Actuals	Cumulative to date
Output IND 1.3 Number of new USG-supported public-private partnerships (PPPs) formed.	3	0	0	0	0
Output IND 2.1 (EG 4.2-1) Number of clients benefiting from financial services provided through USG-assisted financial intermediaries, including non-financial institutions or actors.	8	0	1	0	1

Constraints and Opportunities

Challenge/opportunity	Actions taken or recommendations to address the challenges
Dilapidated infrastructure for most WASH enterprises especially community water projects.	Most of the small and medium WASH enterprises require significant levels of investments to help them provide efficient services and expand their infrastructure to reach more beneficiaries. KIWASH is providing direct infrastructure grants for a number of WASH enterprises to help improve/ expand coverage and operations. Concept notes for 36 WASH enterprises have also been approved to develop proposals for KIWASH' recoverable grants that can be used for rehabilitation and expansion of infrastructure.
Political interference In Kakamega, attempts by the county government and the Board to replace the Kakamega management team without any consultations with the utility staff.	Emphasizing the importance of the board and management to work together for the common goal, and helping them understand the distinct roles of each. KIWASH efforts with the strategic plan development continue and serve as a means to focus the company on shared key objectives even while some of these disruptions are addressed.
Low debt service capacity among KIWASH utilities. For example, Kakamega, while willing to take on commercial finance, have a debt of up KES 5.2 billion from a Water Service Board loan and are required to start paying KES 20 million per month from June 2017, yet they only collect KES 19 million per month.	Working with the utility to see if they can identify small projects that can significantly increase revenue.
High non-revenue water and huge operational and maintenance costs still remains a key issue for some WSPS	Alongside the ongoing efforts by MIWASCO to address NRW, KIWASH has supported the WSP to formulate a metering policy as a strategy to reduce NRW in its schemes
Leveraging commercial finance for WSPs	There is evidence from the KPWF and the sanitation sub-sector investment forum workshops that there is a new appetite by commercial banks in the water sector.

Challenge/opportunity	Actions taken or recommendations to address the challenges
	KIWASH needs to position itself in ensuring that banks are educated in understanding the great opportunity in the sector. KIWASH can also do this by encouraging donors like USAID to allocate guarantees through DCAs to make the sector attractive to commercial banks.
Potential partnership opportunity do exist for KIWASH to take up	In the area of WASH in the country, there are both national and international institutions whose partnerships can spur KIWASH to new heights in achieving the three major output indicators (access to water, access to sanitation, improved services). The national partners include WSTF, WASREB, and the KPWF. International partners include Waternet from Dutch Government, WASH-FIN, and donor in the WASH sector.
Delays from counties in implementing some of the agreed on activities like review of concept notes to start policy and bill development process	Senior staff in counties who are tasked with policy development are in most cases very busy with other duties including travels outside the country. This impacts negatively, the development of policies and bills and has made KIWASH not to deliver any complete policy in the last quarter.
The dissolution of the board of directors for and dismissal of key management staff at SIBOWASCO during the quarter affected implementation of KIWASH activities, especially reviewing the strategic and business plans	KIWASH is re-strategizing to prioritize upgrading of the strategic and business plans once the court case is determined and normalcy resumes in SIBOWASCO management.
Good will and support from the county governments	The goodwill could help actualize the KIWASH plans by fast tracking the infrastructural projects that seems to be the priority for most of the county governments
Inadequacy of number of technical staff in the counties for infrastructural work	KIWASH support in technical assessment and designs and supervision of infrastructural work is most welcome to achieve timely and quality work
Low capacity to operate water and sanitation services by the enterprises.	Capacity development support by KIWASH coupled with intensive one-on-one coaching and mentorship is helping enterprises improve their capacities. In particular, they have received training in Operation and Maintenance (O&M) of their projects and are in the process of developing O&M plans.
Some of the community based WASH enterprises supported by county governments have not been handed over to the management committees e.g. in Migori, hence hampering their business operations.	KIWASH started engaging the County Government of Migori to allow the projects to operate before official handing over is done. Participation in the WASH Forum has also provided an opportunity for influence handing over to the committees to help enhance their orientation towards business operations for sustainability.
Readily available alternative water sources e.g. shallow wells, springs, rain water, rivers and lakes influences payment for water for many rural communities	KIWASH is building the capacity of WASH enterprises to ensure continuous supply of water and improve their service delivery mechanisms to enable such communities see value in payment for water, ultimately making them access and use safe water, thus reducing

Challenge/opportunity	Actions taken or recommendations to address the challenges
	the use of unprotected sources.
There exists a good opportunity in most target counties to tap into solar energy to reduce reliance of electricity that is expensive and unreliable.	KIWASH is ready to support WASH enterprise to embrace the hybrid solar pumping systems to reduce electricity costs for those relying entirely on electricity to pump water.
The newly developed goodwill by the County Department for Water Services presents an opportunity to institutionalize technical support for the WASH enterprises in need of operations and maintenance training.	KIWASH is working closely with staff of the Department of Water to assist operations and maintenance training and will continue to do so in future for both classroom training and during on-the-job coaching and mentorship sessions. This will help ensure continuous support of the enterprises by these officers even after the end of the KIWASH project.
Political activities and engagements in the build up to August 2017 elections, interfered and slowed down some planned activities related to county governments	The situation is expected to ease off after August 2017 elections when certainty resumes in county government affairs
Due to the collaborative nature of the project, some activities are co-financed by the county government whose budgets take time to be released therefore a delay in implementing	KIWASH is continuously engaging with and sensitizing the County Governments' on their roles and the need for enough resource allocation and in a timely manner towards water services development.
Lack of commencement date of the Water Act 2016 and delay of release of the national water policy to support counties develop their own	This has so far been gazeted in the month of April 2017 and effective implementation can now take effect
Politics of water as a trans boundary resource hindering the development of bulk water arrangement between Kakamega county and Uasin Gishu county	Further engagement with WSRA has been initiated and this should be able to unlock the current stalemate.

Subsequent Quarter's Work Plan

KIWASH will undertake the following activities in the next quarter:

Task 1.1 – Provide business development services for WASH services and products

- Identify 120 WASH Enterprises that will be included in Phase Two of KIWASH business incubation by September 2017.
- Conduct onsite coaching and mentoring to 108 WASH Enterprises to strengthen their business operations.
- Administer the Capacity and Performance (CAP) assessment for 108 WASH Enterprises to establish progress made in key performance indicators defined by AMEP.
- Assist WASH enterprises to develop Concept Notes and Proposals for KIWASH' direct infrastructure and recoverable grants.
- Develop a strategy for Public Private Partnerships (PPPs) to guide implementation of the PPPs in all the KIWASH target counties.
- Work closely with the Infrastructure and team during implementation of infrastructure development works for the selected WASH enterprises.

- Develop case studies and best practice briefs for knowledge sharing and learning.

Task 1.2: Scale up sanitation, sanitation marketing, and hygiene promotion

- Identify and trigger 1000 villages to scale up CLTS activities and data management. Select villages (based on latrine coverage) and assist them to identify and develop strategies to deliver open defecation free status through appropriate sanitation and hygiene approaches.
- Conduct market surveys of sanitation and hygiene products to identify gaps in the supply chains
- Train sanitation providers to design and test approaches for marketing of sanitation services and products linked to county efforts to improve sanitation and hygiene
- Disseminate a marketing strategy for available sanitation and hygiene options (i.e. a marketing mix on products, place, promotion and price)
- Identify and train sanitation supply actors (hardware owners) on providing appropriate sanitation facility options
- Identify and train sanitation supply actors (masons) on construction of appropriate sanitation facility options.
- Design sanitation and hygiene BCC materials to compliment efforts in sanitation campaign

Task 1.3 – Introduce and Promote Low Cost Sanitation Products and Services

- EXP together with KIWASH staff (Sanitation and Hygiene Specialist) will identify and promote low cost sanitation products and services that can be scaled up for improved sanitation.
- Identify and engage WASH enterprises that manufacture and / or sell sanitation products for Phase Two of KIWASH' business incubation to improve their business operations and sales.

Task 1.4 – Strengthen the effective monitoring and evaluation (M&E) of WASH

- Conduct a Capacity and Performance (CAP) assessment for 108 WASH enterprises to establish baselines for the key performance indicators defined by AMEP.
- Coach and mentor the WASH enterprises to inculcate a culture of monitoring their progress and performance on key parameters / indicators.
- Develop a WASH Enterprise Monthly Tracking tool to collect data on various performance areas.
- Conduct training for the WASH Enterprises on Monitoring and Evaluation of key parameters to help strengthen M&E.
- Conduct a review and reflection meeting in each county for Phase One WASH enterprises to enhance learning and knowledge exchange / sharing.

Task 2.2: Assist WSPs to improve operations and financial performance

- Assist WSP boards of directors and corporate management teams to understand and apply good governance practices that guide the company to improved operational and financial performance and establish clear indicators of success
- Conduct gender equality mainstreaming training and support the development of WSP department level plans to apply gender equality mainstreaming into WSP policies, practices and procedures
- Provide manual templates for operations, finance, human resources and customer service, and support WSPs in adapting these manuals to their operations

Task 2.3: Assist WSPs develop investment strategies that will substantially expand coverage

- Assist WSPs to develop and implement market assessments in targeted areas to understand the willingness and potential for paid-for water and sanitation services

- Assist WSPs to develop investment proposals for development partners and commercial banks to expand coverage
- Link WSPs to the Development Credit Authority (DCA) and other financing facilities and mechanisms
- Integrate gender equality mainstreaming into the market assessment instruments and analyses, and into the development and implementation of community outreach and education programs

Task 3.1: Integrated and promote essential nutrition and WASH interventions

- Validate the integrated WASH and Nutrition training guide and the CHV resource manual
- Conduct cascaded integrated WASH/Nutrition training to CHV's and village resource persons in target areas(WRUAs, WSPs, Farmer Groups, CLTS)
- Train committee members and of existing community structures (Caregiver groups, Mother to Mother Support Groups, Community Units and Farmer groups) to build their capacity to deliver messages on EWA/ENA for desired behavior change.
- Establish and strengthen of community health structures (e.g. mother support groups and CU's) to enhance delivery of ENA and EWA interventions
- Hold quarterly County WASH and Nutrition Technical Forum to strengthen multi-sectoral and sectoral coordination to enhance collaboration in project designs
- Undertake quarterly Household mapping and link trained CHV to mapped households for EWA and ENA messaging purpose
- Print and disseminate BCC materials with integrated WASH/Nutrition actions

Task 3.2: Improve integration of WASH, MCH and nutrition services

- Develop EWA job aids using the validated integrated WASH and Nutrition training manual to reinforce training efforts on best practices
- Strengthen/establish ORT corners with comprehensive EWA at health facilities and clinics (Identified on need basis)
- Procure and distribute WASH promotion kits to ANC and PNC mothers seeking skilled health services (3000 kits)
- Train CHVs to conduct BCC messaging for EWA/ENA in KIWASH mapped households(Target 45,000 HHs)
- Conduct training on essential WASH and nutrition actions for health care providers in MCH facilities
- Establish Oral Rehydration Therapy Corners in selected health facilities to promote Essential Nutrition and essential WASH actions

Task 3.3: Strengthened evidence base and programming guidance for coordinated WASH-nutrition programming

- Provide technical and financial support for integrated WASH/Nutrition technical working forums at County level
- Carry out learning exchange visits for beneficiaries and County government staff to learn best practices on WASH and Nutrition programming across the counties.
- Convene 9 (one in each county) nutrition technical working groups in the counties.

Task 4.1: Increased access to water for agricultural productivity

- Mobilize and identify farmers and introduce Irrigation and Kitchen gardening technologies to them –working jointly with County Agriculture departments, USAID projects and other partners in the county.

- Complete the establishment demonstration sites to show case irrigation technologies and promote local adoption at identified 13 health facilities (5 in western region and 8 in Eastern region) and 39 demonstrations at farmer group levels in 8 Counties.
- Finalize contracts with 4 Agribusiness companies to commence on the identification of 347 farmers in 6 Western Counties for the installation of smallholder irrigation systems of various technologies for agribusiness development under grant recovery program.

Task 4.2: Deliver nutrition messaging to promote preparation and consumption of nutrient-dense and diverse foods

- Finalize the integrated Agriculture/WASH training guide and job aids for agriculture extension services
- Conduct farmer extension and outreach services through selected farmer groups to provide agri-nutrition talks at demonstration sites/farmer group meetings to promote nutritious food production and consumption.

Task 4.3: Provide agricultural training and support services

- Conduct training workshops for farmers on good agricultural practices in eight (8) Counties; Busia, Kisumu, Kakamega, Migori, Kitui, Makueni, Nyamira and Siaya and link them to irrigation technology suppliers.
- Participate in agricultural field days and trade fairs to promote best practices and adoption of irrigation technologies, and facilitate input and output market linkages.
- Convene at least one County-level agriculture coordination meeting in all 9 counties.

Task 5.2: Integrate fecal sludge management with sanitation services

- Identify innovative models that can effectively and efficiently enhance the production and use of fecal sludge byproducts like fertilizers, briquettes and bio gas.
- Explore partnerships with relevant stakeholders, including WSPs/ County Governments and WSTF, for scaling up of identified sanitation models such as midway transfer stations and DTFs.
- Lobby for identified manual pit emptiers to get formal recognition and improve safety of their operations.
- Develop a strategy that will guide delivery of the sanitation value chain interventions for KIWASH.

Task 6.1: Strengthening local governance and management

- Conduct corporate governance training for SIBOWASCO Board of Directors
- Host at least one WASH Network meeting in Kisumu, Kakamega, Busia, Nyamira, Migori, Kitui, Makueni, and Siaya Counties.
- Conduct Citizen dialogue and engagement meeting implemented to improve stakeholder relations and clarify roles and expectations
- Assist county governments and the institutional partners in developing/updating monitoring and evaluation tools for effective resource allocation and management.
- Train KIWASCO, MIWASCO, GWASCO and SIBOWASCO staff on water quality management and Waste Water treatment and management.
- Support County Governments and the institutional partners in developing/updating monitoring and evaluation tools for effective resource allocation and management.
- Assist county governments in creating and rolling out citizen engagement forums
- Review and develop a new Strategic Plan for Lake Victoria South Water Services Board (LVSWSB)

Task 6.2: Promote public-private community partnerships for better WASH services delivery

- Train selected County community water projects, county government staff and WSPs and WASH enterprises
- Support county governments and WSPs to conduct feasibility assessments to identify viable opportunities for extending access to water via the PPcP model

Task 7.1: Assist with WASH sector transition to devolution

- Sensitize WSPs and county governments on unbundling of roles and devolution of water services by demystifying myths around the provisions listed in Schedule 4 of the COK 2010
- Sensitize and support the County Governments and the WSPs to unbundle and understand the Water Act 2016.

Task 7.2: Support selected WASH sector policy reforms

- Support County Governments to review, develop and adopt Water and Environmental Sanitation Hygiene Policy and legislation
- Support the Launch and publication of Kisumu County Water Policy

Task 7.3: Support USAID program learning

- Conduct county level forum for stakeholder learning and reporting on KIWASH experiences
- Conduct an annual forum for reporting KIWASH implementation progress

II. KEY ACHIEVEMENTS (QUALITATIVE IMPACT)

ACCESS TO WATER

KIWASH's approach to increasing access to clean water and sanitation services for Kenyan households focuses on building market-led, commercially viable WASH service delivery models. KIWASH's primary strategy includes:

- Effectively engaging diverse private sector actors in the delivery of water and sanitation services.
- Providing business development services for WASH services and products.

KIWASH's approach to selecting WASH enterprises for technical support includes a rigorous appraisal process of comparing current capacity against a set of future performance goals subsequently laying a firm foundation for capacity development efforts. Capacity building has been noted to have a direct correlation with delivery of services. Consequently, KIWASH increased the number of WASH enterprises being assisted from 95 to 108, bringing on board an additional 13 from Kisumu (8) and Siaya (5). The 13 (12 water enterprises and 1 sanitation enterprise) were taken through the first two modules of the initial training, i.e. "Water Sector Reforms and Right to Water" and "Know Your Customer and Introduction to Marketing". Table 1 below shows the new Enterprises.

Table 1: WASH Enterprises considered for potential assistance in quarter 3

WASH Enterprise Name	Water/ Sanitation	County	Population Catchment	
			Currently Served	Unserved / Potential
God's Grace Water Project	Community Water	Siaya	1,000	1,500
North Alego Community Water Project	Community Water	Siaya	5,000	2,800
BarOber Community Water Project	Community Water	Siaya	2,500	3,000
South West Sakwa Water Project	Community Water	Siaya	12,000	8,000
Masogo Water and Sanitation Company	Water Company	Kisumu	750	2,000
Mowlem Akado Self Help Group	Water – DMM	Kisumu	1,000	3,000
Mowlem Unit Women Group	Water – DMM	Kisumu	1,080	2,000
Oliketi Women Water Supply Self Help Group	Water – DMM	Kisumu	1,000	1,500
Manyatta CBO Water and Sanitation Company	Water - DMM	Kisumu	8,000	35,000
Mashoe Youth Self Help Group	Water – DMM	Kisumu	2,000	3,000
St. Anne CBO Water Supply	Water – DMM	Kisumu	2,000	3,000
Obunga Bio Centre Sanitation Group	Sanitation	Kisumu	600	2,000
Ugoso / Sirandum	Community Water	Siaya	500	1,000
			37,430	**67,800**

Training, mentoring and coaching for WASH enterprise staff

KIWASH continued to implement the Capacity Development Action Plans as an approach to capacity development. This approach entails delivery of a set of trainings coupled with on-the-job coaching and mentoring to enable the enterprises internalize the learning and thereby improve their business operations, improve quality of services and increase the number of beneficiaries. Activities during the quarter focused on upgrading of registration to legal status, improving customer care services and outreach, improving operation and maintenance, enhancing revenue and monitoring performance. A total of 157 staff from the 108 enterprises benefitted directly from these interventions.

The enterprises are increasingly becoming conscious of the need to make business sense in all their undertakings since the training has helped instill this aspect as key to sustainability. Most enterprises have made deliberate efforts to improve on their customer care practices through development of service charters and customer complaints handling mechanisms. The enterprises are also continually improving their book keeping especially on revenue and expenditure and are applying the knowledge

gained from the trainings to develop cash flow projections in order to inform proper planning. As a result, the knowledge gained from the trainings, coupled with the coaching and mentorship exercise, the WASH enterprises have made notable progress in a number of performance parameters, including increase in the number of customers, increase in revenue, improvements in customer care focus and outreach, and registration as legal entities.

The WASH enterprises registered an overall 96 percent increase from 4,820 to 9,443 of new beneficiaries who gained access to basic drinking water with a cumulative total currently at 14,263.

The figure below illustrates the progress made by the enterprises in respective counties:

Figure 1: Access to basic drinking water between quarter 2 and 3, 2017

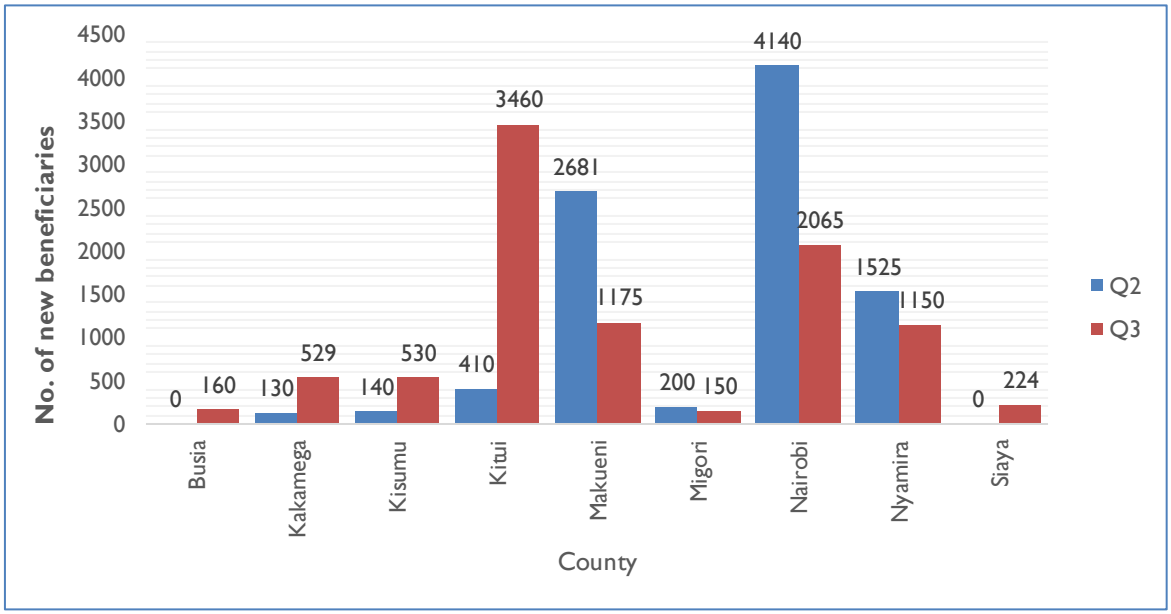

Additional technical assistance that enhanced the capacities of WASH enterprises includes;

- Development of Capacity Development Implementation Plans which forms the basis of KIWASH' capacity development support to each enterprise
- Development of Marketing Plans for greater outreach
- Development of Operation and Maintenance Plans to improve their ability to continuously provide services

Infrastructure support to WASH Enterprises

Infrastructure support to WASH enterprises and utilities complements the capacity building efforts and helps increase their ability to reach more beneficiaries with basic drinking water services. During the reporting period, the following was achieved:

i. Assessment of WASH enterprises for direct infrastructure grants

KIWASH engaged a professional engineering and contracting firm that conducted preliminary studies for 29 enterprises that will benefit from direct investment grants in order to expand their coverage and services. These are distributed in Kakamega 2, Kisumu 5, Migori 6, Nyamira 4, Siaya 2, Kitui 2, Makueni 6 and Nairobi 2. Designs for the proposed infrastructure works will be developed by the firm once the technical assessment and survey is completed to allow for tendering of the contractors.

ii. Development of concept notes for recoverable grants

KIWASH supported 45 enterprises to develop concept notes in response to the KIWASH's Request for Application (RFA) for recoverable grants. Through an evaluation process, 36 applications were

approved to proceed to proposal stage. KIWASH staff will work closely with these enterprises to help them develop quality proposals to increase their chances of being funded. The recoverable grants will enable the selected enterprises to increase coverage and reach more beneficiaries. If successful, the 36 enterprises have the potential to serve close to 70,000 people.

iii. Public Private Community Partnerships

A tripartite Memorandum of Understanding (MOU) between KIWASH, the Department of Water, Environment, and Natural Resources of Kakamega County and Acacia Exploration (private sector actor) was drafted for the operationalization of the Shibuname Community Water Supply project (A WASH enterprise) that will serve approximately 10,000 people when completed. In the agreement, Acacia Exploration will support with the infrastructure development works while KIWASH will strengthen the business operations of Shibuname Community Water Supply to help improve and expand their services. The County Government of Kakamega will support in monitoring and providing technical assistance to the water project.

iv. KIWASH direct support

Ten WASH enterprises and three WSPs (namely, Muhuru, Ndiwa, Achuth, Midida, Nyasare, Rapogi in Migori County, Machururiati, Chaina, Kianungu and Ekerenyo and Ikonge-Ekerenyo and Nyansiongo in Nyamira County and Awendo Sare in Migori County) benefitted from KIWASH technical assistance in developing sound business and technical proposals.

Additionally, KIWASH supported the Geoseismic WASH enterprise which operates a bore hole in Kamulu, Nairobi County to extend a water supply pipeline by 1.1km and construct two water kiosks thereby reaching 2,065 people with basic drinking water services.

KIWASH also engaged the services of three consulting firms: Frame Consultants Ltd, Sobocon Associates Ltd and Losai Management Ltd to prepare detailed designs and tender documents for 44 projects with an estimated 255,000 people gaining access to water as tabulated in the Annex II named "infrastructure projects.

Spring Protection

KIWASH worked with 10 additional WRUAS to identify and protect springs in order to provide safe drinking water to communities within the quarter. Seventeen spring protection projects in five counties were completed, resulting in increased basic drinking water to a total of 13,007 new beneficiaries (6,661 women, 6,346 men). The table below shows a breakdown of the beneficiaries. To date a total of 46 springs have been protected and serving an estimated 30,000 beneficiaries.

Table 2: Access to basic water due to spring protection

County	No. of Springs	Female Beneficiaries	Male Beneficiaries	TOTAL
Busia	9	3,986	3,797	7,783
Kakamega	1	177	169	346
Kisumu	4	1,760	1,677	3,437
Kitui	0	0	0	0
Makueni	0	0	0	0
Migori	2	561	534	1,095
Nairobi	-	-	-	-
Nyamira	1	177	169	346
Siaya	0	0	0	0
Total	17	6,661	6,346	13,007

The springs were protected through spring box construction; however, wash bays and cattle watering troughs were additionally constructed for select springs on need basis.

Water Services Providers (WSP)

i. Implementation of the CAP tool

KIWASH administered a capacity and performance tool to WSPs with the aim of establishing baseline information that will form the basis of further support such as capacity building strategies that help them improve business operations and thereby increase the efficiency of water and sanitation services. The tool was administered to KIWASCO, BUWASCO, SIBOWASCO, GWASCO, KACWASCO, KIMAWSCO, MBONIWASCO, WOWASCO, KITWASCO and MIWASCO. The analysis of the data is currently underway and is expected to be complete by mid of next quarter.

ii. Non-revenue water management

In Makueni, implementation of the non-revenue water action plan continued with the support of KIWASH. MBONIWASCO has managed to achieve 100 new connections and WOWASCO has activated kiosks and realized about 20 connections.

SANITATION AND HYGIENE

Community Led Total Sanitation

KIWASH improves access to sanitation and hygiene by using the Community Led Total Sanitation and Sanitation Marketing (CLTS) approach that encourages communities to take action to build toilets and observe hygiene practices. The project is working with the ministries of health (MOHs) at the county level to achieve Open Defecation Free communities (ODF) in at least 200 villages. During triggering, each family is sensitized on the importance of observing hygiene, having adequate toilet facilities, and setting up hand washing stations in the home. The quarter recorded a 54 percent increase in the number of new beneficiaries with access to basic sanitation, from 7,825 to 9,645 giving accumulative figure of 17,470 to date. Additional 90 communities were verified this quarter bringing the total number of ODF communities to 164. The table below gives a summary of the sanitation status in the seven counties.

Table 3: Beneficiaries with access to basic sanitation

County	Number of Villages triggered	Number of Villages verified this quarter (Apr- June 2017)	Number of Villages Claiming ODF (Apr-June 2017)	HH with access to basic sanitation (Apr-June 2017)
Kisumu	25	6	2	75
Nyamira	26	12	0	83
Kitui	25	17	0	29
Kakamega	35	10	10	152
Migori	29	0	0	112
Siaya	100	32	18	1427
Makueni	25	13	12	51
TOTALS	265	90	42	1,929

Open defecation free verification planning

ODF verification planning meetings were held in order to help in selecting sub county verification teams and to sensitize public health officers and community health volunteers on the CLTS verification data collection tools. KIWASH staff and the sub county public health department did the selection of the sub county verification teams jointly in order to ensure objectivity and reliability of the data collected. A total of 84 public health officers were included in the planning meetings. The verification teams comprised of two public health officers and one community health volunteer in each of the villages verified.

In order to have a common understanding of the CLTS verification process and tools, the teams were sensitized on the key non-negotiable indicators to look out for during the process. These include

access to a toilet that does not facilitate fecal-oral transmission; squat hole should be covered, floor should be free of faeces and urine, superstructure that provides privacy and there should be a hand washing facility near the latrine with soap/ash. The verifiers were also requested to interview the households on usage to monitor change in behavior. KIWASH availed all the necessary to facilitate the verification process in the seven counties.

Sensitization on post-ODF community monitoring plans

In order to enhance sustainability of the CLTS interventions, KIWASH supported the development of a community-monitoring guide. The tool was developed based on ideas and contributions from community health volunteers (CHVs) and public health officers (PHOs) from the respective counties. The tool aims at empowering the CLTS committees to continue tracking CLTS progress on a quarterly basis and jointly come up with solutions to the identified challenges. In addition, the tool will assist in tracking the communities to ensure that they do not revert to open defecation status. To complement the sanitation marketing initiatives, the community-monitoring guide will also assist in identification of households that would like to move up the sanitation ladder. The CLTS committees will link up these households with the identified artisans and sanitation products. The data will be collected on a quarterly basis to inform the project and the county public health teams on the situation in each of the KIWASH supported villages.

CLTS verification

CLTS Verification was conducted in 90 villages in six counties (See table 3 above). The verification process was carried out to ascertain the ODF claims placed in by the communities. A team of sub county public health officers and community health volunteers in the six villages conducted the verification exercise. Out of the 90 villages, all of them met the required specifications and were verified and reported to be ODF. Each of the CLTS committees in the reported villages has filled in their quarterly monitoring plans.

CLTS follow-ups

CLTS follow-ups have been ongoing across the seven counties in 265 Villages. So far, 164 villages have been verified as Open Defecation Free (74 in Quarter 2 and 90 in Quarter 3). This quarter, 9,645 people are now accessing basic sanitation. Community health volunteers, CLTS committee members and public health officers conduct the follow-ups on a weekly/bi-weekly basis. The follow-up teams conduct door-to-door sensitization on the importance of having latrines and practicing hand washing with soap/ash among other hygiene promotion interventions. The progress on the key CLTS indicators is reported by the public health officers using the standard MOH reporting tool Form B which is then shared with the respective sub county public health officers for compilation and on ward submission to KIWASH.

Open defecation free verification and development of community monitoring plans

During the quarter, 120 villages placed ODF claims and 90 villages were verified and have a community-monitoring plan in place in six counties.

Table 4: Verification of villages

County	Number of Villages triggered	No. of Villages Verified with a CMP in place (Quarter 2)	No. of villages verified with a CMP in place (Quarter 3)	Villages Claiming ODF to be verified Next Quarter
Kisumu	25	12	6	2
Nyamira	26	0	12	0
Kitui	25	0	17	0
Kakamega	35	5	10	10
Migori	29	11	0	0
Siaya	100	34	32	18

County	Number of Villages triggered	No. of Villages Verified with a CMP in place (Quarter 2)	No. of villages verified with a CMP in place (Quarter 3)	Villages Claiming ODF to be verified Next Quarter
Makueni	25	12	13	12
Totals	265	74	90	42

Introduction and promotion of low-cost sanitation products and services

KIWASH continued to identify potential sanitation enterprises providing sanitation products and services for inclusion in Phase Two incubation of WASH enterprises. At the same time, KIWASH is in the process of identifying manufacturers and local distributors of low-cost sanitation products for possible scale up through KIWASH interventions. This will be done in close collaboration with EXP, which is proceeding with sanitation marketing and behavior change communication in the KIWASH counties.

At the same time, a number of sanitation enterprises intervening along the sanitation value chain, such as bio-centers, exhausters and pit emptiers, are among those that have been supported to develop concept notes for scale up. While these are small in nature, KIWASH is in the process of exploring the possibility of developing such models as Midway Transfer Points and Decentralized Treatment Facilities to ensure safe disposal and treatment of fecal sludge in areas not served by sewerage systems.

Sanitation marketing and hygiene promotion

KIWASH worked with EXP (KIWASH sub contractor) to conduct a sanitation supply assessment within the nine target counties. Supply chain protocols and assessment tools were developed to collect data on existing sanitation enterprises, financing institutions and barriers to uptake of sanitation (assessing both sanitation adopters and non-adopters). The supply chain strategy and consumer research will enable development of a sanitation marketing strategy and appropriate campaign materials optimizing on behavior change communication. Analysis of data will be done in the next quarter.

Integration and promotion of Essential Nutrition and WASH Actions

KIWASH is working with the county ministries of health, agriculture and water to promote essential WASH and nutrition actions as part of an integrated approach to positively impact health outcomes and achieve sustainable reductions in under-nutrition in the nine counties. The integrated approach entails the promotion of Essential WASH Actions (hand washing with soap at critical times, treatment and safe storage of water, safe disposal of feces, and food hygiene) and Essential Nutrition Actions (healthy maternal nutrition, exclusive breastfeeding for infants 0-6 months, healthy complementary feeding for children 6-24 months, and feeding a sick child during and after illness).

Integrated WASH and nutrition training guide completed

KIWASH completed development of the Integrated WASH and Nutrition training manual for TOTs and piloted in the target counties. A resource guide for CHVs was developed that that will integrate WASH and nutrition and is currently being piloted.

Improve integration of WASH, MCH and nutrition services

KIWASH's activities undertaken to improving integration of WASH, MCH and nutrition services include:

- The integrated WASH/nutrition manual for TOTs was completed and a draft resource guide for cascading the training to CHVs developed.
- Design and procurement of hygiene kits: 3,000 safe hygiene kits were procured during the quarter and will be distributed across high volume health facilities next quarter. The distribution of the kits aims to increase antenatal/post-natal care attendance of caregivers to health facilities, during which

opportunities to incorporate integrated messaging for WASH and nutrition actions are harnessed. Target health facilities are equipped with water treatment and hand washing facilities, enabling integration of better WASH practices in clinical regimes and household settings.

- A total of 34 county staff from targeted health facilities were sensitized on integrating WASH and nutrition actions at facility level. Staff were drawn from departments of nutrition, nursing and public health and tasked with promotion of EWA/ENA during clinical activities undertaken at base facilities. The MCH staffs will support promotion of essential WASH/Nutrition actions for caregivers at health facilities.

Scaling-up training and sensitization

- 59 government officers were trained as TOTs on integrated WASH, nutrition and kitchen garden technologies in western region.
- A total of 218 CHVs were trained in promoting WASH and nutrition interventions through health facilities and in the community. The CHVs are currently engaged to support community level behavior change communication and message dissemination on essential WASH and Nutrition (EWA &ENA). The CHVs supported individual and community training to pass across the key WASH, nutrition and kitchen gardening technology education to 1,214 caregivers at household level.
- A total of 20,947 households were mapped and received EWA and ENA behavior change messaging conducted by CHVs under technical support of KIWASH and county department of health. Demonstrations and organized health education sessions on EWA and ENA encourage adoption of small doable actions that are expected to elicit desired WASH and Nutrition behaviors.

Designing of BCC materials with integrated WASH/Nutrition actions

From the consumer research insights, KIWASH in collaboration with county public health staff is developing BCC materials for promotion of integrated WASH and nutrition actions. Three posters emphasizing on critical times for hand washing, hand washing technique and steps for water treatment with water guard were designed. Printing and dissemination of the BCC materials is ongoing.

Establishing ORT Corners at health facilities

Two ORT corner were establish at the Port Victoria Sub county Hospital in Busia County and Rongo Sub County hospital in Migori. KIWASH supported introduction of Essential WASH Actions services at the ORT corner.

ACCESS TO FINANCING/CREDIT FOR WASH

KIWASH continued to provide ongoing support to 11 water service providers (WSPs) to enhance their ability to access financing to expand and improve WASH services. The majority of these WSPs are not yet at a point where they can access finance and KIWASH therefore provides specialized technical assistance to address weak performance areas identified through capacity assessments. The assessments resulted in summary and recommendations reports (S&R) and scopes of work for KIWASH interventions with each utility. The scope of work outlines areas where KIWASH will provide technical support to each WSP to enhance outreach and performance, and thus increase their potential to access grant, debt or equity financing.

Table 5: KIWASH WSP Partners

Western Counties	Eastern Counties
1. **Busia** Water and Sewerage Company	8. **Kibwezi-Makindu** Water and Sewerage

Western Counties	Eastern Counties
(BUWASCO) 2. **Gulf and Nyanas** Water and Sewerage Companies (Kisumu County) 3. **Gussi** Water and Sewerage Company (GWASCO) – Nyamira County 4. **Kakamega** Water and Sewerage Company (KAKWASCO) 5. **Kisumu** Water and Sewerage Company (KIWASCO) 6. **Migori** County Water and Sewerage Company (MIWASCO) 7. **Siaya-Bondo** Water and Sewerage Company (SIBO)	Company (KIMAWASCO) 9. **Kitui** Water and Sewerage Company (KITUASCO) 10. **Nairobi** City Water and Sewerage Company (NCWSC) 11. **Wote** Water and Sewerage Company (WOWASCO)

KIWASH worked with the WSPs and their boards of directors on priority actions and strategies for improved financial and operational performance, strategic planning, potential investment projects, and identification of those projects with a likelihood of grant, debt and equity financing. In a participatory manner, KIWASH also assessed the progress that WSPs have made with implementing their work plans on corporate governance and gender equality mainstreaming.

Improving operations and financial performance

Corporate governance training and follow up

KIWASH's corporate governance training introduces core principles of good governance including leadership, appointments, strategy, vision and values, structure, checks and balances, internal control procedures, risk management, and compliance, among others. To date, nine of the 11 WSPs have completed the corporate governance training. During the quarter, KIWASH conducted follow-up activities with the WSPs to assess their progress on the work plans they developed during the training. KIWASH facilitated progress review meetings with board members and staff. During the meetings, the team went through the corporate governance work plans and documented progress achieved to date. Follow-ups were done with KITUASCO, WOWASCO, KAKWASCO, GWASCO, NCWSC, and GWASCO and the following results noted:

NCWSC (Nairobi)

- NCWSC recognized the need for continuous training of the board members on good corporate governance and will support regular trainings for the BoD in the future. This is especially critical now as the board has seven recently appointed board members. A plan and budget has now been set aside for this purpose.
- Under the guidance of the Institute of Certified Public Secretaries of Kenya (ICPSK), NCWSC reviewed the Board Charter and the ToRs for the board committees.
- The NCWSC board developed a comprehensive conflict of interest policy, which has now been approved and is being implemented.
- The board's Audit and Risk Committee received quarterly reports from management on risk management and are being reviewed.

KUTUASCO (Kitui)

- After understanding the role of different sector players and the regulatory framework, KITUASCO understood the need to embrace and comply with the regulatory procedures/requirements, holding their AGM in the legally prescribed manner.

- The company will review and identify priority projects for the WSTF call for proposal and requested for KIWASH support in development. The company indicated that there were many target areas for the WSTF proposal. Of mention was Kwa Vonza where there are no water extensions to serve students from two universities. It was also highlighted that a project had been developed by the company but was never submitted since it did not have the technical designs.

KIMAWASCO (Kibwezi- Makindu)

- KIMAWASCO received generic operational manual templates and started work on adapting them to their institutional needs. The CMT has customized the metering policy and submitted to the board for approval.

KAKWASCO (Kakamega)

- The relationship and interactions between the board members and management has improved, reducing some of the conflicts that were noted during the training.
- Both teams noted that the gender rule of having 30 percent representation of either sex reflected in the overall staff composition will be followed in the future when hiring managers and appointing board members. This is particularly relevant as the company will be hiring management soon.

GWASCO (Nyamira)

- In the training, the board recognized that in order for the company to ensure financial viability and expand services, it is critical to have a cost recovery tariff. The WSP board and CMT members are undertaking a push for a cost recovery tariff and have now submitted a proposal to WASREB for approval of a revised tariff.
- The company is also working on institutional development and strengthening plan to be presented to the board to ensure right staff, right skills and proper positioning in the organization. A consultant was recruited to review staff productivity and conduct a skills assessment, review the organizational structure, and identify human resource and skills gaps. A recommended salary structure has been presented to the company.
- The board received training on gender equality and agreed to apply the gender rule of having 30 percent representation of either sex reflected in the overall staff composition will be followed in the future.

Gender equality mainstreaming training and follow-up

Gender equality mainstreaming training was included all the corporate governance trainings conducted during this reporting period.

a) NCWSC Gender Policy formulation workshop

KIWASH facilitated a two-day workshop for writing a gender policy and strategy for NCWSC. It was attended by 15 participants from different departments, who reviewed the gender issues and concerns that the policy will address. The policy defines accountability mechanisms, an organizational model and institutional arrangements for gender mainstreaming within the company. KIWASH further refined the draft gender policy and shared this with the company for their final comments and inputs before the policy is finalized. Participants also developed an action plan that will be implemented in the short term.

b) WOWASCO and KIMASCO gender mainstreaming training

A three-day gender equality mainstreaming training for WOWASCO and KIMAWASCO was held on May10–12, 2017 in Makindu to enlighten participants and equip them with gender mainstreaming skills. Participants were helped to understand that gender and social integration translates to economic viability of the company. Thirty-one (31) participants drawn from the board, management and other staff participated in the training, comprising 10 females and 18 males. Participants identified key gender

issues and concerns in their specific institutions and committed to addressing them. They also committed to allocate budgets to train and retrain women to take part in technical jobs, patrol tasks and to procure appropriate work attire for both men and women. They will develop and refine gender-appropriate policies for HR (currently under development), gender and sexual harassment, among others.

Follow-up on gender equality mainstreaming

During the quarter, a progress review was conducted to assess how gender equality was being mainstreamed at the water utilities after receiving the training. The majority of interventions were around addressing gender awareness, gender related service delivery barriers, increasing participation and inclusion of women and men across departments, and capacity building. The WSPs that participated in the review included GWASCO, NCWSC, MIWASCO, SIBO, KITUASCO, WOWASCO, KIMAWASCO and KAKWASCO.

MIWASCO: The company is providing support to female employees in their efforts to balance work and family responsibilities, e.g. paid sick leave, flex-time and maternity leave. They have also taken steps to prohibit any form of sexual harassment and are upholding and enforcing disciplinary measures, ensuring that staff understand that if this happens they should directly inform the perpetrator that their conduct is unwelcome and must stop irrespective of the rank. They are also made aware that they should report such behavior and where to report.

KITUASCO: During a review of progress on April 11, 2017, the management team noted the following efforts are in place to address gender inequalities and related barriers in service delivery. For example, the company is reviewing and revising the service connection policy in order to remove barriers such as title deeds that hinder certain groups of people from accessing services.

KAKWASCO: The WSP has been struggling with actualizing the gender equality mainstreaming commitment due to a number of changes in staffing. However, the company is in the process of constituting a gender mainstreaming committee comprising six staff members drawn from all departments to develop and implement a gender equality action plan.

GWASCO: The gender focal person updated the MD on the gender training outcomes and shared the gender equality action plan, whose implementation the MD has committed to support. After the training, a committee was constituted to oversee gender-mainstreaming activities. So far, the company has formulated a draft gender equality mainstreaming policy.

NCWSC: KIWASH has supported and facilitated two gender equality mainstreaming trainings and one policy formulation workshop. Some of the achievements made on gender mainstreaming include:

- Appointment of a gender focal person by the MD
- Formulation of a draft sexual harassment policy
- Proposal of a gender committee, which will be formalized soon
- Planning for a gender awareness survey, awareness raising activities and identifying key activities and budgets
- Formulation of a draft gender policy, which is in its final internal review at the company

Strategic Planning

A strategic plan is a requirement by the Water Services Regulatory Board (WASREB) for all WSPs to qualify for a Service Provider Agreement (SPA) license. To date, KIWASH has assisted 10 of 11 WSPs in formulating their strategic plans. During the reporting period, KIWASH supported strategic plan formulation workshops with KITUASCO, GUWASCO, MIWASCO and KIWASCO.

KIWASCO: A workshop to formulate the KIWASCO five-year strategic plan took place on June 21 – 24, 2017. It attracted 34 participants comprising of 10 females and 24 males who included the KIWASCO Board of Directors, Corporate Management Team (CMT) and other stakeholders.

GWASCO: The strategic workshop for Gusii Water (GWASCO) was attended by 19 participants comprising of 16 males and 3 females. In attendance were also the Water CECs and Chief Officers from both Kisii and Nyamira counties.

KITUASCO & MIWASCO WSPs: Kitui and Migori WSPs strategic planning workshops were attended by members of the board of directors and corporate management team.

Validation and launch of Strategic Plans

On June 20, representatives of Makueni County Government, WOWASCO and KIMAWASCO convened a conference to officially launch the five-year strategic plans to increase efficiency and improve service delivery in Makueni County. More than 100 stakeholders attended the event, which marked a significant milestone in the county's efforts to align service provider strategies, targets and work plans with the County Integrated Development Plan, Vision 2030 and UN Sustainable Development Goal 6. In addition to Makueni County stakeholders, representatives from three commercial banks and the Water Sector Trust Fund were present and spoke about their interests to finance infrastructure investments under the strategic plans.

Community Outreach and Education strategies

KIWASH finalized and submitted the Water ATM procedures manual. The manual was approved by the management and WSP staff are using it.

Investment strategies to expand coverage

Sanitation Investment Forum (NCWSC)

KIWASH is supporting the NCWSC team in organizing and preparing the Nairobi City County Sewerage Sub-sector Investor Forum, which is scheduled for July 6, 2017. The forum is expected to bring together 150 participants from the World Water Council, development partners, commercial banks, Kenya Pooled Water Fund and WSPs. The company will present KES 10.2 billion in projects to development partners and commercial banks for possible financing.

Kenya Pooled Water Fund

KIWASH is providing technical assistance to the Kenya Pooled Water Fund (KPWF), designed to provide commercial long tenor finance to WSPs for WASH infrastructure projects. The financing facility will source funding from the domestic debt capital market through the issuance of bonds for domestic pension funds and other domestic institutional investors. By pooling projects together, credit will be enhanced – and further enhancement will be achieved if additional guarantees, soft loans or grants can be attracted.

During the quarter, project preparations were advanced for an anticipated bond issue date in the last quarter of 2017.

Table 6: KPWF Projects

Water Company	Investment Cost		Project Cost Distribution	Additional Population Accessing Services		
	KES	EUR		Total	Poor	Ratio
NCWSC (Nairobi)	1,785,920,400	16,536,300	50%	657,613	65,761	10%
THIWASCO (Thika)	397,572,976	3,681,231	11%	0	0	0%
NYEWASCO (Nyeri)	506,905,475	4,693,569	14%	38,056	11,530	30%
MEWASS (Meru)	338,039,018	3,129,991	9%	30,000	18,000	60%
KIWASCO (Kisumu)	262,866,406	2,433,948	7%	65,100	42,315	65%

Water Company	Investment Cost		Project Cost Distribution	Additional Population Accessing Services		
	KES	EUR		Total	Poor	Ratio
EWASCO (Embu)	280,536,524	2,597,560	8%	67,500	67,500	100%
TOTAL	**3,571,840,800**	**33,072,600**	**100%**	**858,269**	**205,106**	**24%**

KIWASH Recoverable grants

A detailed table of infrastructure projects under the grants and direct investments program is found in Annex 11 of this report. In brief:

- KIWASH in collaboration with then technical teams from the County Government of Siaya undertook technical assessment of Asembo-Ndori and Bondo water supplies, Osieko Nambo community water project, Chianda Ager and Manyonge boreholes as potential opportunities for KIWASH direct infrastructural investment. Asembo-Ndori water supply needs rehabilitation of rising main, storage tanks, treatment works, installation of meters, pipeline extensions and connections to boost production and supply. This will improve safe water access to some 35,000 people.
- KIWASH received information (cash flow projections, BoQs, technical drawings, and work plans) for two NCWSC investment projects under the recoverable grants program. The investment proposals are for the expansion of the water supply networks in the densely populated and newly developed areas of Githurai 44 and Kahawa West to expand basic water services. The initial grants will be for $200,000 for each area and connect 5,600 and 18,600 people, respectfully. Unlike the other WSP's that KIWASH is working with, NCWSC has sufficient revenues from its operations to promptly repay the grants such that the grants will be recycled to expand the two networks with the eventual aim of serving all the potential customers in the two areas.
- BUWASSCO and KACWASCO were assisted to develop proposals for recoverable in-kind grant funding. So far, proposed projects for grant funding have benefited from consultancy services from the engineering firms engaged for the design and supervision of infrastructure projects. These projects include the Kakamega Town Water Supply and the Busia-Mundika Water Supply Project. These designs will help in properly steering the proposal development process and the production of accurate cost estimates.
- KIWASH explored the possibility of commercial financing for network expansion in Mumias with the company management. The utility has a water treatment plant with a capacity to produce 18,000 m^3/day, but which currently produces only 3,000m^3 /day due to a lack of distribution lines. The supply system is through gravity and therefore presents a cost effective and commercially viable solution that may make it feasible for commercial financing. LVNWSB is carrying out a feasibility study to determine the cost of installing the distribution lines. KIWASH has offered to support the development of a financing proposal should the company pursue this route.

Creating new financial products for WASH service providers and consumers

With the success of previous USAID projects in the water sector financing arena, bank partners with existing Development Credit Authority (DCA) guarantees are eager to engage with WSPs on bankable projects with clear business plans, returns on investment, and identification of risks and mitigations. There is room under the existing DCA guarantees for these banks to increase their water financing portfolios. At the same time, other banks are becoming interested to lend to the sector and to explore the DCA option.

Training of bank partners

KIWASH held discussions with ABC and family banks separately and each expressed interest in the water sector financing. The banks will be trained during the next quarter and supported to develop a special loan product for the water sector.

After the Co-op Bank training in water sector financing in February 2017, the bank has very proactively entered the sector with a KES 600 million loan to NCWSC, and possible loans with Embu (450 million), Nyeri (193 million) and KIWASCO (96 million). Co-op Bank will also present at the NCWSC Sewerage sub-sector Investor Forum.

Table 7: Summary of activities completed with each WSP to date

KIWASH WSP Partner	Summary & Recommendations Report	Technical Assistance Scope of Work	Gender Equality Mainstreaming Training	Corporate Governance Training	Five-year Strategic and Business Plan	Investment Proposals	Community Outreach and Education
Busia	✓	✓			✓		
Kakamega	✓	✓	✓	✓	✓		
Kisumu	✓	✓		✓	✓		
Nyanas/Gulf*	✓						
Migori	✓	✓	✓	✓	✓		
Siaya	✓	✓	✓	✓			
Kibwezi	✓	✓	✓	✓	✓		
Kitui	✓	✓	✓	✓	✓		
Nairobi**	✓	✓	✓	✓	✓	✓	✓
Gusii	✓	✓	✓	✓	✓		
Wote	✓	✓	✓	✓	✓		
TOTAL	10	9	9	9	9	1	1

* Note that most of the Nyanas/Gulf activities are managed under KIWASCO (Kisumu), which is in the transition period to taking over these two small WSPs.

** Nairobi City Water and Sewerage Company is receiving multiple gender equality mainstreaming trainings due to its large staff size. One workshop is a training-of-trainers session to further embed these concepts/practices.

AGRI-NUTRITION AND ADOPTION OF NEW TECHNOLOGIES

KIWASH agri-nutrition activities are integrated with existing Feed the Future (FTF) agriculture programs and the project's WASH interventions to ensure sustainability with longer term impact. KIWASH is continuing to promote the use of small-scale irrigation kits and establishment of kitchen gardens to increase the production and intake of micronutrients at the household level and to increase incomes through sales of surplus produce.

Training and promoting kitchen gardening technologies

During the reporting period, KIWASH provided technical support and farm inputs for individual farmers and farmer groups to establish kitchen garden and irrigation technologies. KIWASH continued with its support to farmers by; mobilizing farmers into groups, undertaking demonstrations on the establishment of kitchen garden technologies, identifying lead farmers to assist group members with the establishment of the various technologies, assisting farmers with inputs such as the multy-storey garden bags and seedlings for establishment of vertical gardens, and linking farmers with the ward agricultural officers.

KIWASH achieved the following during the reporting period:

- 4,467 farmers were trained on establishing kitchen gardens to improve household food security and nutrition. The table below gives details of the training beneficiaries per county.

Table 8: Kitchen Garden Technologies Training

County	Type of training	No. trained		
		Female	Male	Total
Siaya	Training on kitchen garden establishment	164	71	235
Kakamega	Training on kitchen garden establishment	640	159	799
Makueni	Training on kitchen garden establishment	673	177	850
Kisumu	Training on kitchen garden establishment	180	45	225
Migori	Training on kitchen garden establishment	85	115	200
Kitui	Training on kitchen garden establishment	641	311	952
Busia	Training on Kitchen garden establishment	295	77	372
Nyamira	Training on kitchen garden establishment	649	185	834
TOTAL		**3,327**	**1,140**	**4,467**

- 230 household demonstration farms were established at lead farmers' homesteads to display various technologies for adoption by farmer groups and community members. The kitchen garden technologies exhibited include keyhole gardens, multi-story gardens, recycled container gardens, moist and raised bed gardens.

Table 9: Kitchen garden demonstration units

County	Type of training	Total
Siaya	Kitchen gardens demonstration units	5
Kakamega	Kitchen gardens demonstration units	51
Makueni	Kitchen gardens demonstration units	45
Kisumu	Kitchen gardens demonstration units	11
Migori	Kitchen gardens demonstration units	36
Kitui	Kitchen gardens demonstration units	41
Busia	Kitchen gardens demonstration units	30
Nyamira	Kitchen gardens demonstration units	11
TOTAL		**230**

- 5,949 kitchen gardens were established at household level in eight counties as follows:

Table 10: Kitchen gardens established

County	Households	Crops produced	Estimated area under production (m^2)
Siaya	653	Kales, Black nightshade, Spider plant, Coriander, Onions, Cowpeas	6,630
Kakamega	750	Kales, spinach, spider plant amaranthus crotalaria, night shade, cow peas	7,707
Makueni	988	Cowpeas, Kales, Spinach, Amaranthas	9,808
Kisumu	652	Kales, spinach, amaranthus crotalaria, night shade	6,740
Migori	818	Spinach, Kales, tomatoes, capsicum, amaranthus, spider plant	7,594

County	Households	Crops produced	Estimated area under production (m^2)
Kitui	788	Kales, spinach, Tomatoes, Capsicum	7,281
Busia	356	Kales, spinach, spider plant, cowpeas, black night shade, amaranthus	2,884
Nyamira	944	Kales, Black nightshade, Spider plant, Spider plant, Cowpeas	3,869
TOTAL	**5,949**		**52,513**

Access to water for agricultural productivity

KIWASH has contracted G-North and Son Ltd (an irrigation technology supplier in Kenya) to setup 13 demonstration farms at health facilities. The establishment process is currently ongoing at all sites and is scheduled to be completed by next quarter. The technology supplier, through advocacy, made a 40 percent contribution towards the activity to showcase both the irrigation and kitchen garden technologies.

In addition to G-North and Son Ltd, Green Zones Agencies Ltd was also contracted to establish 39 demonstration farms for farmer groups in eight counties. These will also be completed in the next quarter. Various technologies including rainwater harvesting, solar pumping, irrigation and kitchen garden technologies are showcased. In addition, seeds for various nutrient dense foods and farm tools are provided to the farmers.

KIWASH has worked with Safe Produce Solutions Ltd on a recoverable grant program and currently 40 farmers in Kitui and Makueni Counties have been engaged for one acre drip irrigation systems which comprises of solar powered pumps and drip irrigation kits. Farmers are advised to make initial payment of 10% of the infrastructure cost before the installation. At least 120 farmers will benefit from the program by the end of next quarter.

The contracts to engage additional four agribusiness companies for the western counties have been prepared and will be finalized/approved by USAID in the next quarter. This will lead to 347 farmers having improved access to water for agricultural development. The technologies to be adopted include drip and sprinkler irrigation systems, solar & motorized water pumps and enclosed/piped water conveyance systems.

Linking farmers to suppliers, agribusinesses and markets

A key component of training and farmer capacity building focuses on linking farmers to agribusiness and irrigation technology suppliers that can provide improved seed varieties, demonstrate and extend good agricultural practices, and supply and install new technologies.

During the reporting period, KIWASH engaged the following companies to supply and install irrigation equipment to farmers in various counties:

1. Hortipro Ltd,
2. G North & Sons Ltd
3. Amiran Kenya Ltd
4. Agro Irrigation and Pump Services Ltd
5. Kenya Rainwater Association Ltd,
6. Green-Zone Agencies Ltd
7. Chloride Exide Ltd (Maji Pump)
8. Future Pump Ltd (Sunflower Pump)

The following agribusiness companies have been identified to work with KIWASH in eight counties:

Table 11: Agribusiness companies

Item No:	Agribusiness Company	Geographical Region
1	Safe Produce Solutions Limited	Eastern
2	Animal Draft Power Program Limited	Western
3	Anglican Development Services	Western
4	Carolina Fresh Ltd	Western
5	Kilimo Biashara	Western

The Agribusiness companies for the western counties will commence their ground activities in the next quarter.

Demonstration sites to showcase irrigation technologies and promote local adoption

KIWASH showcased irrigation and kitchen garden technologies to promote local adoption by establishing demonstration sites with partner health institutions and farmer groups. The demonstration sites at health facilities are managed by community health volunteers (CHVs) or by the community units attached to the hospitals, while at the farmer group level they are set up on lead farmers' plots and managed by group members.

The technologies showcased at these sites include:

- Shade net and greenhouse technologies
- Drip irrigation systems (open and closed)
- Sprinkler irrigation systems
- Multi-story vertical bag gardens
- Recycled tire container gardens
- Moist and raised bed technology
- Keyhole gardens
- Zai pits
- Solar powered pumps for lifting irrigation water
- Rainwater harvesting technologies using farm ponds

Table 12: Irrigation demonstration sites at health facilities

No.	County	Name	Attached Group	Members	Estimated Area (m^2)
1	Makueni	Nthongoni Sub-County Hospital	Nthongoni Community Unit	50	870
2	Makueni	Ngwata Sub-County Hospital	Mungange Community Unit	30	243
3	Makueni	Kalulini Health Centre	Kalulini Community Unit	30	243
4	Kitui	Kauwi Health Centre	Kauwi Mother to Mother Support Group	21	246
5	Kitui	Kanyunga Health Centre	Kanyunga Mother to Mother Support Group	28	243
6	Migori	Migori County Referral Hospital	Laypeople Farmers Group	40	458
7	Migori	Rongo Sub-county Hospital	Matagaro support group	23	241
8	Nyamira	Manga SubCounty Hospital (Moraku Group)	Moraku Community Unit Group	10	474
9	Kisumu	Chulaimbo Sub-County Hospital	Omore Support Group	20	462

No.	County	Name	Attached Group	Members	Estimated Area (m^2)
10	Siaya County	Yala Sub-County Hospital	Nyamninia Community Unit Group	13	355
11	Kakamega	Matunda Sub-County Hospital	30 CHVs, 27 members from the Community Health Extension Workers (CHEW)	57	738
12	Kakamega	Matete Sub-County Hospital	Community Health Volunteers (CHVs)	30	688
13	Busia	Alupe Sub-County Referral Hospital	Ndume Support Group	25	390
	TOTAL			**377**	**5651**

Table 13: Irrigation demonstration sites at farmer group level

No.	County	Number of Demonstration sites
1	Nyamira	5
2	Migori	6
3	Busia	4
4	Kakamega	5
5	Siaya	5
6	Kisumu	3
7	Makueni	6
8	Kitui	5
Total		**39**

GOVERNANCE AND POLICY

KIWASH works with county governments and sector stakeholders to analyze, recommend, and support adoption of key Kenyan policy reforms that remove constraints to business entry and operation along the entire WASH value chain, and enable an increased, sustainable, and well-governed role of WASH businesses. The KIWASH county embedded staff are also tasked with facilitating discussions to help understand the implications of devolution on the existing water and sanitation policy framework, and anticipate its potential impacts (including overlaps, conflicts, or lack of clarity).

During the quarter, KIWASH provided technical assistance to support institutional strengthening of community water projects, facilitated discussions on county level water and sanitation policies and supported coordination and sector learning.

Governance and policy reforms

Kakamega County

- Conducted a comprehensive review of the Kakamega County Water and Environmental Bills 2016. The engagements resulted in enhanced political good will and support for adoption in the county assembly. Terms of reference for technical assistance were developed to support other counties in review and development of water polices and necessary bills as enablers of improved WASH service delivery.
- Facilitated a two-day sensitization workshop for the County Assembly Water and Environment Committee members to deliberate on the draft Water and Environmental Bill 2016. It was

resolved that the Bill will be taken for public participation before amendments made are presented to the County Assembly during the second reading.

Busia County

- Initiated the process of developing a county water policy by constituting a team of 10 members drawn from the department of water, county attorney in collaboration with the county government. With KIWASH support, the group worked on a zero draft of the County Water and Sewerage Act to align it to the Water Act 2016. KIWASH will support the next meeting to finalize on the bill's review and alignment.

Nairobi County

- Facilitated a meeting with WASREB to start the process of development a rural water management framework. However, due to lack of interest, KIWASH decided to invite other like-minded stakeholders like Water Sector Trust Fund (WSTF) and Council of Governors. The overarching aim of developing this framework is to contribute to improving rural water service provision in Kenya that will guarantee water security for rural areas. Specifically, the framework seeks to achieve the following objectives;

    i. Strengthening policy and legislative reform to facilitate investments in the rural water management,

    ii. Identify rural water governance trends in the counties these include: achievements, challenges and opportunities through a joint sector wide approach (SWAp).

Strengthening local governance and management

- In Kakamega, KIWASH engaged the CEC of water and MCAs of Likuyani Sub County on the planned infrastructure projects in Soy and Matunda towns. It was proposed that KIWASH supports establishment of a Water Action Group (WAG) in readiness for the development of the public-private community partnership (PPCP) agreement. Water Action Groups are instrumental in ensuring that the linkage between WSPs and the consumers is of mutual benefit and service delivery is improved.
- KIWASH facilitated Siaya County WASH network to engage on prioritization, planning and resource allocation for WASH and nutrition interventions in the county. The WASH network prioritized formulation and development of water, environment, sanitation and hygiene policies and related legislations.
- KIWASH facilitated two meetings with Nairobi City Water and Sewerage Company to plan for the investment forum. The eight member planning committee (5 from NCWSC and 3 from KIWASH) agreed that the project package should contain both bankable and un-bankable projects so that investors/donors can identify projects of interest. The second meeting discussed identification of sewerage projects that shall be proposed for investment or funding.
- KIWASH supported the formation 33 spring management committees in Kisumu, Busia, Kakamega and Siaya counties. The committees are responsible for the day-to-day running and management of the 33 springs protected in the quarter under review. The committees are also responsible for recruitment of more members to join the respective WRUAs and overseeing long-term conservation activities around the already protected springs.
- In Busia, Kisumu, Kakamega, Makueni, Kitui, Nyamira, Migori and Siaya counties, KIWASH sensitized the management of WSPs on the newly developed CAP survey tool for baseline data collection on the key performance indicators. The tool will help inform how the partnership between USAID and the WSPs is influencing their service delivery and performance.

- KIWASH trained the Board of Directors and Trustees of West Uyoma Water Supply Company, Siaya County, on principles of good corporate governance. Eighteen people (12 men and 6 women) benefitted from this technical assistance.

Sector co-ordination and learning

KIWASH continued to strengthen the County WASH forums in all the KIWASH counties to streamline coordination of WASH actors and provide a platform for learning, knowledge sharing and exchange. KIWASH spearheaded County WASH fora in Kisumu, Migori, Kakamega and Nyamira, while in Makueni an inaugural meeting was convened by KIWASH in collaboration with the County Government. Some key activities included:

- KIWASH finalized terms of reference for the formation of Nyamira county WASH forum, which will be the first of its kind in Nyamira County. KIWASH has been advocating for the County WASH Forum to be anchored in key county departments. Stakeholders reached consensus on the terms of reference and gained insights on how best to institutionalize the WASH forum. The meeting brought together representation from county departments of environment, water, energy, natural resources, public health, state agencies, NGOs and KIWASH.

- KIWASH collaborated with the Siaya County Government to support planning and facilitation of WASH network meetings aimed at strengthening and improving coordination among stakeholders. The forums were instrumental in prioritizing, planning and resource allocation for WASH and nutrition interventions in the county.

- The Migori County WASH forum has continued to grow with regular meetings being held by the thematic group members in preparation for the quarterly forum meetings. KIWASH is a member of all the five thematic groups (water services, water resource and environment, WASH enabling environment, sanitation, nutrition and hygiene, emergency response and preparedness).

- KIWASH also supported a one day Quarterly Progress Review Meeting in Nyamira County. The representatives of three departments i.e. water, environment, natural resources, health and agriculture participated in the meeting attended by 21 participants (12 male and 9 female). The meeting was applauded by participants as being instrumental in helping the county officials understand better and obtain updates on the progress of KIWASH.

Promoting public-private community partnerships to sustainably deliver water services

- KIWASH in collaboration with Kakamega County Government initiated the process of rolling out PPcP's in the rural water sub-sector in the county. The support is aimed at supporting Mukongolo Community and Shibuname Community Water Projects to acquire a Professional Manager. The process of transferring the management of Soy and Matunda Town Supply Schemes to KACWASCO through a performance contract under a delegated model with the County Water Department was also initiated during the reporting period

- A tripartite MOU between KIWASH-MWENR KK–Acacia Exploration (private sector actor) for the operationalization of the Shibuname Community Water Supply project to serve 10,000 persons was concluded. Acacia Exploration has already begun works on sinking in a new solar pump.

- Identified four projects namely; Budwongi, Benga Women, Mallanga-Maira and Ogalo WASH enterprises were identified as potential projects for PPcP training and management in Busia County. This was after they demonstrated improvement in their operation and management following training on record keeping, financial management, and improved operational systems.

- KIWASH initiated discussions with the chief executive officer for Maji Milele, a social enterprise that promotes sustainable technologies for water services to explore opportunities for partnership in supporting WASH enterprises to install prepaid meters and embrace public private partnerships in the management of water services to enhance efficiency and increase revenue. Maji Milele offers

pre-paid meters for both household connections and water kiosks and where this has been implemented, revenue collection has risen significantly.

- KIWASH started discussions on possible opportunities for a Water Operator Partnership (WOP) program with Nairobi City Water and Sewerage Company (NCWSC). An association of Waternet and Water utilities in the Netherlands referred to as WaterWorX plans to implement a WOP program with NCWSC.
- Identified Public Private Partnership (PPP) as a priority strategic objective for Nairobi City Water and Sewerage Company (NCWSC) in close collaboration with the utility donor relations team. A draft Scope of Work (SOW) for the development of a PPP policy is currently under development by both KIWASH to be completed by the coming quarter.

ENVIRONMENTAL SUSTAINABILITY

KIWASH frequently engaged with the Water Resource Management Authority (WRMA) at the national level and Water Resource Users Associations (WRUAs) at the sub-catchment level to design strategies for securing water supply of adequate quality to meet growing demand in Kenya. Most WRUAs have limited technical and organizational capacity to manage the complex challenges facing their watersheds, while in other cases some sub-catchments do not have a legally established WRUA in place. KIWASH focused on supporting WRUAs to protect water sources while also identifying weaknesses within the current coverage and management capacity of the WRUAs.

Within the quarter, KIWASH supported 10 WRUAs (Iyabo, Ongwaro, Juma Orieyo, Wanguba, Osebe A, Ongome, Omlongoti, Solomon and Osia in Busia county; Mioko in Kakamega county; Uradi, Odundu, Kodongo and Siala in Kisumu county; Kotol and Duya in Migori county and Riamongare in Nyamira county) to protect 17 springs. These springs were protected through spring box construction. Wash bays and cattle watering troughs were additionally constructed for select springs.

Expanding source water quality protection

During the quarter, KIWASH successfully collaborated with the National Environment Management Authority (NEMA), WRMA, county government departments of environment, natural resources and agriculture and the Kenya Forest Service in a systemic approach to protecting the quality of groundwater drinking water sources. Some examples of these activities include:

- KIWASH worked with ten WRUAs to protect 17 springs to address environmental challenges such as encroachment from farming activities, water contamination through surface run-off, animal waste, and other domestic activities. The protected springs have enabled 2,666 households or 10,664 individuals to access to basic water. The new spring areas have increased functional coverage of the WRUAs to 22 percent above baseline.
- Through KIWASH support, the respective WRUAs have mobilized and formed spring management committees for every spring protected. Due to the expansive nature of sub catchments, the spring management committees acting on behalf of the respective WRUAs will oversee routine management and conservation of the springs, assist in any conflict resolution on use of these resources, and help in ratifying beneficiary numbers. KIWASH, in collaboration with WRMA, will build the capacity of the spring management committees to effectively perform their role.

III. ACTIVITY PROGRESS (QUANTITATIVE IMPACT)

TABLE 1: PERFORMANCE DATA TABLE

Number of people gaining access to basic drinking water services as a result of USG assistance.
Cross-cutting IND 1. (HL 8.1-1):
TASKS: Expand source water quality protection and Assist WSPs to improve operations and financial performance
ACTIVITY 1: Assist WSP boards of directors and corporate management teams to understand and apply good governance practices that guide the company to improved operational and financial performance and establish clear indicators of success.
ACTIVITY 2: Roll out WRUA support activities and, in conjunction with the relevant WRMA offices, assist WRUAs to increase functional coverage.

UNIT	DISAGGREGATE BY: County, Gender, activity type					
	Geographic Location	Activity Title	Date	W	M	Sub-total
	Busia	Protection of Iyabo spring in the Ikonzo WRUA	April – June, 2017	243	231	**474**
		Protection of Ogwaro spring in the Ikonzo WRUA	April – June, 2017	346	330	**676**
		Protection of Juma Orieyo spring in the Ikonzo WRUA	April – June, 2017	228	218	**446**
		Protection of Wangumba spring in the Ikonzo WRUA	April – June, 2017	521	496	**1,017**
		Protection of Osebe A spring in the Ikonzo WRUA	April – June, 2017	210	200	**410**
		Protection of Ongome spring in the Ikonzo WRUA	April – June, 2017	473	451	**924**
		Protection of Omlongoti spring in the Malakisi WRUA	April – June, 2017	709	675	**1,384**
		Protection of solomon spring in the Malakisi WRUA	April – June, 2017	754	718	**1,472**
		Protection of osia spring in the Malakisi WRUA	April – June, 2017	502	478	**980**
		Campaign and outreach services leading to 3 new household connections at Mayenje Community Water Supply Project	April – June, 2017	8	7	**15**
		Campaign and outreach services leading to 2 new household connections at Benga Women Community Water Supply Project	April – June, 2017	5	5	**10**
		Campaign and outreach services leading to 7 new household connections at Ogalo Community Water Supply Project	April – June, 2017	18	17	**35**
		Campaign and outreach services leading to 2 new household connections at Siwongo Wakhungu Community Water Supply Project	April – June, 2017	5	5	**10**
		Campaign and outreach services leading to 9 new household connections at Malanga Maira Community Water Supply Project	April – June, 2017	23	22	**45**
		Campaign and outreach services leading to 9 new household connections at Budwongi Community Water Supply Project	April – June, 2017	23	22	**45**
	Kakamega	Campaign and outreach services leading to 7 new household connections at Lubao Community Water Supply Project	April – June, 2017	18	17	**35**
		Campaign and outreach services leading to 6 new household connections at Bukura Ekapuonje Community Water Supply Project	April – June, 2017	15	15	**30**
		Campaign and outreach services leading to 5 new household connections at	April – June, 2017	13	12	**25**

Number of people gaining access to basic drinking water services as a result of USG assistance. Cross-cutting IND 1. (HL 8.1-1): **TASKS**: Expand source water quality protection and Assist WSPs to improve operations and financial performance **ACTIVITY 1:** Assist WSP boards of directors and corporate management teams to understand and apply good governance practices that guide the company to improved operational and financial performance and establish clear indicators of success. **ACTIVITY 2:** Roll out WRUA support activities and, in conjunction with the relevant WRMA offices, assist WRUAs to increase functional coverage.					
	Kambiri Community Water Supply Project				
	Campaign and outreach services leading to 7 new household connections at Shibuname Community Water Supply Project	April – June, 2017	23	22	**436**
	Protection of Mioko spring in the Lusumu WRUA	April – June, 2017	177	169	**346**
Kisumu	Campaign and outreach services leading to 34 new household connections at Ahero Catholic Water Supply Project	April – June, 2017	87	83	**170**
	Campaign and outreach services leading to 20 new household connections at Boya Community Water Supply Project	April – June, 2017	51	49	**100**
	Campaign and outreach services leading to 15 new household connections at St. Anne's Mwangaza Water Supply Project	April – June, 2017	38	37	**75**
	Campaign and outreach services leading to 6 new household connections at Wandiege Water and Sanitation Company	April – June, 2017	15	15	**30**
	Campaign and outreach services leading to 7 new household connections at Asengo Community Water Supply Project	April – June, 2017	15	15	**30**
	Campaign and outreach services leading to 15 new household connections at Oliketi Women Group Water Supply Project	April – June, 2017	38	37	**75**
	Campaign and outreach services leading to 6 new household connections at Mowlem Akado Group Water Supply Project	April – June, 2017	15	15	**30**
	Campaign and outreach services leading to 5 new household connections at Mowlem Unit Self Help Group Water Supply Project	April – June, 2017	13	12	**25**
	Protection of Uradi spring in the Awach Seme WRUA	April – June, 2017	363	346	**972**
	Protection of Odundu spring in the Awach Seme WRUA	April – June, 2017	424	404	**828**
	Protection of Kodongo spring in the Kisat WRUA	April – June, 2017	575	548	**1123**
	Protection of Siala spring in the Kisat WRUA	April – June, 2017	398	379	**777**
Kitui	Abundant Enterprise Water Project - (1) number of water kiosk, 2 stand pipes constructed from increased revenue and collection of arrears from customers and 1 individual connection as a result of Technical Assistance Support – Campaign & Outreach Services	April – June, 2017	284	271	**555**

Number of people gaining access to basic drinking water services as a result of USG assistance. Cross-cutting IND 1. (HL 8.1-1): **TASKS**: Expand source water quality protection and Assist WSPs to improve operations and financial performance **ACTIVITY 1:** Assist WSP boards of directors and corporate management teams to understand and apply good governance practices that guide the company to improved operational and financial performance and establish clear indicators of success. **ACTIVITY 2:** Roll out WRUA support activities and, in conjunction with the relevant WRMA offices, assist WRUAs to increase functional coverage.					
	Mumbuni/ Katalwa Water Project: Technical Assistance, Campaigns and Outreaches leading to 5 new water kiosks, rehabilitated from increased revenue and collection of arrears from customers and 10 new household connections	April – June 2017	666	634	**1300**
	Kithambangii Water Project: (1) number water kiosk, 2 stand pipes rehabilitated from increased revenue and collection of arrears from customers and 10 New Household connections as a result of Technical Assistance Support – Campaign & Outreach Services	April – June, 2017	282	268	**550**
	Musyau Water Project: Technical Assistance, Campaigns and Outreaches leading to construction of 1 water kiosk, from increased revenue and collection of arrears from customers and 1 new household connection	April – June, 2017	28	27	**55**
	Kyatume B. Water Project: Technical Assistance, Campaigns and Outreach leading to rehabilitation of 2 water kiosks	April – June, 2017	512	488	**1000**
Makueni	Kilia Self Help Group Water Project: Technical Assistance, Campaign and outreach services leading to 5 new household connections and 1 stand Pipe	April – June, 2017	51	49	**100**
	Makutano/Sinai Water Project: made 25 new household connections and 2 community stand pipes as a result of outreach services and campaigns	April – June, 2017	295	280	**575**
	Mutua Muange Masaku Water Enterprise: made 2 new household connections, 1 water bowser and 1 stand pipe as a result of Technical Assistance, Campaign and Outreach	April – June, 2017	143	137	**280**
	Chulu Valley Group Water Supply Project: Technical Assistance, Campaign and outreach services leading to 1 new household connection and construction of 1 No. water kiosk	April – June, 2017	105	100	**205**
	Kanaani Kiboko B Self Help Group Water Project: Technical Assistance, Campaign and outreach services leading to 3 new household connections	April – June, 2017	8	7	**15**
	Kibwezi-Makindu WSP connected 234 new households	April – June, 2017	599	571	**1170**
Migori	Mukuro Community Water Project: Improved customer care and marketing services leading to 7 new household connections	April – June, 2017	18	17	**35**
	Rapogi Community WASH Enterprise: Improved customer care and marketing services leading to 2 new household connections	April – June, 2017	5	5	**10**
	Midida Community WASH Enterprise: Improved customer care and marketing services leading to 1 new household connection and 1 No. water kiosk	April – June, 2017	54	51	**105**
	Protection of Kotol spring in the Korondo Nyasare WRUA	April – June, 2017	254	242	**495**
	Protection Duya spring in the Korondo Nyasare WRUA	April – June, 2017	307	292	**599**
Nairobi	Geoseismic Water Project in Kamulu (Ken's Borehole): Constructed 2 new. water kiosks and extended pipeline by 1.1 km through KIWASH' direct infrastructure grant; added 13 new households connections	April – June, 2017	1,058	1,007	**2,065**

Number of people gaining access to basic drinking water services as a result of USG assistance. Cross-cutting IND 1. (HL 8.1-1): **TASKS**: Expand source water quality protection and Assist WSPs to improve operations and financial performance **ACTIVITY 1:** Assist WSP boards of directors and corporate management teams to understand and apply good governance practices that guide the company to improved operational and financial performance and establish clear indicators of success. **ACTIVITY 2:** Roll out WRUA support activities and, in conjunction with the relevant WRMA offices, assist WRUAs to increase functional coverage.						
	Nyamira	Campaign and outreach services leading to construction of a point source connection and standpipe serving 40 households at Nyaronge / Nyabuye Community Water Supply Project	April – June, 2017	51	49	**100**
		Campaign and outreach services leading to construction of 1 No. water kiosk serving 60 households at Mekenene Community Water Supply Project	April – June, 2017	102	98	**200**
		Campaign and outreach services leading to construction of a point source connection and standpipe serving 40 households at Kianungu Community Water Supply Project	April – June, 2017	102	98	**200**
		Campaign and outreach services leading to construction 70 new household connections at Karantini CBO Water Project	April – June, 2017	102	98	**200**
		Campaign and outreach services leading to 1 No. water kiosk serving 30 households at Moiskin Aqua Springs	April – June, 2017	77	73	**150**
		Campaign and outreach services leading to construction of 1 No. water kiosk serving 40 households at Bomagambo Community Water Supply Project	April – June, 2017	102	98	**200**
		Protection of Riamongare spring in the Upper Gucha WRUA	April – June, 2017	177	169	**364**
	Siaya	Campaign and outreach services leading to 3 new household connections at God's Grace Community Water Supply Project	April- July 2017	8	7	**15**
		Campaign and outreach services leading to 3 new household connections at Ugoso Sirandum Community Water Supply Project	April- July 2017	8	7	**15**
		Campaign and outreach services leading to 14 new customers at BarOber Community Water Supply Project	April- July 2017	7	7	**14**
		Campaign and outreach services leading to 6 new household connections at South West Sakwa Community Water Supply company	April- July 2017	15	15	**30**
		Campaign and outreach services leading to 30 new customers at Uhuyi Ruwe Community Water Supply Project	April- July 2017	15	15	**30**
		Campaign and outreach services leading to 2 new household connections at Sigomre Community Water Supply Project	April- July 2017	5	5	**10**
		Campaign and outreach services leading to 1 new household connection at Koteyo Community Water Supply Project	April- July 2017	3	2	**5**
		Campaign and outreach services leading to 2 new household connections at Osieko Nambo Community Water Supply Company	April- July 2017	5	5	**10**
		Campaign and outreach services leading to 3 new household connections at Akala Community Water Supply Project	April- July 2017	8	7	**15**
		Campaign and outreach services leading to 5 new household connections at West Uyoma Community Water Supply Project	April- July 2017	13	12	**25**
		Campaign and outreach services leading to 3 new household connections at Simerro Community Water Supply Project	April- July 2017	8	7	**15**

Number of people gaining access to basic drinking water services as a result of USG assistance. Cross-cutting IND 1. (HL 8.1-1): **TASKS**: Expand source water quality protection and Assist WSPs to improve operations and financial performance **ACTIVITY 1:** Assist WSP boards of directors and corporate management teams to understand and apply good governance practices that guide the company to improved operational and financial performance and establish clear indicators of success. **ACTIVITY 2:** Roll out WRUA support activities and, in conjunction with the relevant WRMA offices, assist WRUAs to increase functional coverage.					
	Campaign and outreach services leading to 5 new household connections at Sirembe Community Water Supply Project	April- July 2017	13	12	**25**
	Campaign and outreach services leading to 2 new household connections at YESISE Community Water Supply Project	April- July 2017	5	5	**10**
	Totals		**11,848**	**11,285**	**23,133**

Results:

Additional Criteria If other criteria are important, add lines for setting targets and tracking	Baseline		Results Achieved Prior Periods		This Reporting Period 30-July -17				Reporting Period 30-Oct-17	FY 2017 Target		FY 2018 Target	FY 2019 Target	End of Activity Target			
			Achieved		Target		Achieved		Target	Target		Target	Target	Target			
	W	M	W	W	W	M	W	M	W	M	W	M	W	M	W	M	W
Sex*: **Women (W), Men (M)**	**0**	**0**	**13,900**	**12,280**	**17,317**	**16,492**	**11,848**	**11,285**									
Busia	**0**	**0**	-	-	1,924	1,833	**4,068**	**3,875**									
Kakamega	**0**	**0**	3,332	3,218	1,924	1,833	**246**	**235**									
Kisumu	**0**	**0**	764	727	1,924	1,833	**2,032**	**1,940**									
Kitui	**0**	**0**	210	200	1,924	1,833	**1,772**	**1,688**									
Makueni	**0**	**0**	1,362	1,299	1,924	1,833	**1,201**	**11,44**									
Migori	**0**	**0**	1,298	1,235	1,924	1,833	**638**	**607**									
Nairobi	**0**	**0**	2,120	2,020	1,924	1,833	**1,058**	**1,007**									
Nyamira	**0**	**0**	2,445	2,331	1,924	1,833	**713**	**683**									
Siaya	**0**	**0**	2,369	2,250	1,924	1,833	**113**	**106**									

Number of people gaining access to basic sanitation as a result of USG assistance.

Cross-Cutting IND 2 (HL 8.2-2)

TASK: Scale up sanitation, sanitation marketing, and hygiene promotion

ACTIVITY: Support selected villages and/or wards in delivering open defecation free status through appropriate sanitation and hygiene approaches.

UNIT

DISAGGREGATE BY:

Geographic Location	Activity Title	Date	W	M	Sub-total
Busia	-	-	-	-	-
Kakamega	Post triggering progress at village level to achieve access to basic sanitation	April - June 2017	395	365	**760**
Kisumu	Post triggering progress at village level to achieve access to basic sanitation.	April - June 2017	191	184	**375**
Kitui	Post triggering progress at village level to achieve access to basic sanitation	April - June 2017	75	70	**145**
Makueni	Post triggering progress at village level to achieve access to basic sanitation	April - June 2017	131	124	**225**
Migori	Post triggering progress at village level to achieve access to basic sanitation	April - June 2017	291	269	**560**
Nairobi	-	-	-	-	-
Nyamira	Post triggering progress at village level to achieve access to basic sanitation	April - June 2017	216	199	**415**
Siaya	Post triggering progress at village level to achieve access to basic sanitation	April - June 2017	3,782	3,353	**7,135**
Totals			**5,081**	**4,564**	**9,645**

Results:

Additional Criteria If other criteria are important, add lines for setting targets and tracking	Baseline		Results Achieved Prior Periods		This Reporting Period 30-July - 17				Reporting Period 30-Oct-17	FY 2017 Target		FY 2018 Target	FY 2019 Target	End of Activity Target			
			Achieved		Target		Achieved		Target	Target		Target	Target	Target			
	W	M	W	M	W	M	W	M	W	W	M		W	M	W	M	W
Sex*: Women (W), Men (M)	**0**	**0**	**4,043**	**3,782**	**6,018**	**5,732**	**5,081**	**4,564**									
Busia	**0**	**0**	-	-	752	716	-	-									
Kakamega	**0**	**0**	195	180	752	716	395	365									
Kisumu	**0**	**0**	815	791	752	716	191	184									
Kitui	**0**	**0**	424	397	752	716	75	70									
Makueni	**0**	**0**	128	123	752	716	131	124									
Migori	**0**	**0**	1,025	965	752	716	291	269									
Nairobi	**0**	**0**	-	-	-	-	-	-									
Nyamira	**0**	**0**	234	216	752	716	216	199									
Siaya	**0**	**0**	1222	1110	752	716	3,782	3,353									

Number of communities verified as ODF with a monitoring plan as a result USG assistance.

Cross-Cutting IND 3 (HL 8.2-1)

TASK: Scale up sanitation, sanitation marketing, and hygiene promotion

ACTIVITY: Support selected villages and/or wards in delivering open defecation free status through appropriate sanitation and hygiene approaches.

UNIT	DISAGGREGATE BY: County				
	Geographic Location	**Activity Title**	**Date**		**Sub-total**
	Busia	-	-	-	-
	Kakamega	Verification of ODF status for villages in Lugari sub county	April 1- June 30, 2017	10	**10**
	Kisumu	Verification of ODF status for villages in Nyando sub county	April 1- June 30, 2017	6	**6**
	Kitui	Verification of ODF status for villages in Mwingi central and Kitui West sub county	April 1- June 30, 2017	17	**17**
	Makueni	Verification of ODF status for villages in kibwezi East sub county	April 1- June 30, 2017	13	**13**
	Migori	Verification of ODF status for villages in Rongo Sub county	April 1- June 30, 2017	0	**0**
	Nairobi	-	-	-	-
	Nyamira	Verification of ODF status for villages in Masaba North Sub county	April 1- June 30, 2017	12	12
	Siaya	Verification of ODF status for villages in Ugenya sub county	April 1- June 30, 2017	32	32
	Totals			**90**	**90**

Results:

Additional Criteria If other criteria are important, add lines for setting targets and tracking	Baseline		Results Achieved Prior Periods		This Reporting Period 30-July -17			Reporting Period 30-Oct-17	FY 2017 Target		FY 2018 Target	FY 2019 Target	End of Activity Target			
			Achieved		Target		Achieved	Target	Target		Target	Target	Target			
Sex*: Women (W), Men (M)	**0**	**0**		**74**		**18**	**90**									
Busia	-	-		-		-	-									
Kakamega	0	0		5		2	10									
Kisumu	0	0		12		2	6									
Kitui	0	0		0		2	17									
Makueni	0	0		12		2	13									
Migori	0	0		11		2	0									
Nairobi	-	-		-		-	-									
Nyamira	0	0		0		2	12									
Siaya	0	0		34		2	32									

Number of people with improved service quality from an existing/safely managed drinking water service as a result of USG assistance.

Cross-Cutting IND 4 (HL 8.1.3)

TASK: Assist WSPs to improve operations and financial performance

ACTIVITY: Assist WSP boards of directors and corporate management teams to understand and apply good governance practices that guide the company to improved operational and financial performance and establish clear indicators of success.

UNIT	DISAGGREGATE BY:					
	Geographic Location	**Activity Title**	**Date**	**W**	**M**	**Sub-total**
	Busia	-	-	-	-	-
	Kakamega					
	Kisumu					
	Kitui					
	Makueni					
	Migori					
	Nairobi					
	Nyamira					
	Siaya	Relaying of the rising main to the tank	April-June 2017	2,382	2,268	**4,650**
	Totals			**2,382**	**2,268**	**4,650**

Results:

Additional Criteria If other criteria are important, add lines for setting targets and tracking	**Baseline**		**Results Achieved Prior Periods**		**This Reporting Period 30-July -17**				**Reporting Period** 30-Oct-17	**FY 2017 Target**		**FY 2018** Target	**FY 2019 Target**	**End of Activity Target**			
			Achieved		**Target**		**Achieved**		**Target**	**Target**		**Target**	**Target**	**Target**			
	W	**M**	**W**	**M**	**W**	**M**	**W**	**M**	**W**	**M**	**W**	**M**	**W**	**M**	**W**	**M**	**W**
Sex*: Women (W), Men (M)	**0**	**0**	**1,357**	**1,292**	**1,423**	**1,355**	**2,382**	**2,268**									
Busia	**0**	**0**	**0**	**0**	**1,423**	**1,355**											
Kakamega	**0**	**0**	**0**	**0**	**1,423**	**1,355**											
Kisumu	**0**	**0**	**0**	**0**	**1,423**	**1,355**											
Kitui	**0**	**0**	**0**	**0**	**1,423**	**1,355**											

Makueni	**0**	**0**	**1,357**	**1,292**	**1,423**	**1,355**												
Migori	**0**	**0**	**0**	**0**	**1,423**	**1,355**												
Nairobi	**0**	**0**	**0**	**0**	**1,423**	**1,355**												
Nyamira	**0**	**0**	**0**	**0**	**1,423**	**1,355**												
Siaya	**0**	**0**	**0**	**0**	**1,423**	**1,355**	**2,382**	**2,268**										

Number of individuals who have received USG-supported WASH training who have also received nutrition training.

Custom Output IND 3.1:

TASK: Integrate and promote essential nutrition and WASH interventions

ACTIVITY: Following the training guide, conduct training-of-trainers refresher courses for community health workers, nutritionists, and other key groups at the county level.

UNIT	DISAGGREGATE BY: County					
	Geographic Location	**Activity Title**	**Date**	**W**	**M**	**Sub-total**
	Busia	WASH, Education and Agri-nutrition training	April-June 2017	2,380	15	**2,395**
	Kakamega	WASH, Education and Agri-nutrition training	April-June 2017	2,212	0	**2,212**
	Kisumu	WASH, Education and Agri-nutrition training	April-June 2017	2,360	15	**2,375**
	Kitui	WASH, Education and Agri-nutrition training	April-June 2017	2,735	10	**2,745**
	Makueni	WASH, Education and Agri-nutrition training	April-June 2017	2,688	0	**2,688**
	Migori	WASH, Education and Agri-nutrition training	April-June 2017	2,141	5	**2,146**
	Nairobi	WASH, Education and Agri-nutrition training	April-June 2017	2,031	25	**2,056**
	Nyamira	WASH, Education and Agri-nutrition training	April-June 2017	2,411	0	**2,411**
	Siaya	WASH, Education and Agri-nutrition training	April-June 2017	5,333	0	**5,333**
	Totals			**24,291**	**70**	**24,361**

Results:

Additional Criteria **If other criteria are important, add lines for setting targets and tracking**		**Baseline**		**Results Achieved Prior Periods**		**This Reporting Period 30-July - 17**				**Reporting Period** **30-Oct-17**	**FY 2017 Target**		**FY 2018** **Target**	**FY 2019 Target**	**End of Activity Target**			
				Achieved		**Target**		**Achieved**		**Target**	**Target**		**Target**	**Target**	**Target**			
		W	**M**	**W**	**M**	**W**	**M**	**W**	**M**	**W**	**M**	**W**	**M**	**W**	**M**	**W**	**M**	**W**
Sex*: **Women (W), Men (M)**		**0**	**0**	**11,368**	**167**	**6,147**	**5,850**	**24,291**	**70**									
Busia	County staff	**0**	**0**	12	13	683	650	14	15									

	Caregivers			2,213	0			2,366	0									
Kakamega	County staff	**0**	**0**	22	29	683	650	0	0									
	Caregivers			100	0			2,212	0									
Kisumu	County staff	**0**	**0**	0	0	683	650	20	15									
	Caregivers			1,946	0			2,340	0									
Kitui	County staff	**0**	**0**	8	21	683	650	47	10									
	Caregivers			1,291	0			2,688	0									
Makueni	County staff	**0**	**0**	15	36	683	650	0	0									
	Caregivers			1,538	0			2,688	0									
Migori	County staff	**0**	**0**	9	19	683	650	17	5									
	Caregivers	**0**	**0**	2,118	0			2,124	0									
Nairobi	County staff	**0**	**0**	11	19	683	650	31	25									
	Caregivers			2,065	0			2,000	0									
Nyamira	County staff	**0**	**0**	7	18	683	650	0	0									
	Caregivers			0	0			2,411	0									
Siaya	County staff	**0**	**0**	13	12	683	650	0	0									
	Caregivers			**0**	**0**			5,333	0									

Number of people who benefit from Multiple Use Services (MUS) with domestic & productive needs met in an integrated and efficient way.

Custom Output IND 3.2

TASK: Increased access to water for agricultural productivity

ACTIVITY: Liaise with county agriculture departments, USAID projects and other partners to identify farmers and prioritize areas of intervention.

UNIT	DISAGGREGATE BY:					
	Geographic Location	**Activity Title**	**Date**	**W**	**M**	**Sub-total**
	Busia	Supported the establishment of kitchen gardens	April - June 2017	907	873	1,780
	Kakamega	Supported the establishment of kitchen gardens	April - June 2017	1,950	1,800	3,750
	Kisumu	Supported the establishment of kitchen gardens	April - June 2017	1,688	1,572	3,260
	Kitui	Supported the establishment of kitchen gardens	April - June 2017	2,032	1,908	3,940
	Makueni	Supported the establishment of kitchen gardens	April - June 2017	2,524	2,416	4,940
	Migori	Supported the establishment of kitchen gardens	April - June 2017	2,134	1,956	4,090
	Nairobi	-	-	-	-	-
	Nyamira	Supported the establishment of kitchen gardens	April - June 2017	2,453	2,267	4,720
	Siaya	Supported the establishment of kitchen gardens	April - June 2017	1,735	1,530	3,265
	Total			**15,421**	**14,324**	**29,745**

Results:

Additional Criteria **If other criteria are important, add lines for setting targets and tracking**	**Baseline**		**Results Achieved Prior Periods**		**This Reporting Period 30-July -17**				**Reporting Period** **30-Oct-17**	**FY 2017 Target**		**FY 2018** **Target**	**FY 2019 Target**	**End of Activity Target**			
			Achieved		**Target**		**Achieved**		**Target**	**Target**		**Target**	**Target**	**Target**			
	W	**M**	**W**	**W**	**W**	**M**	**W**	**M**	**W**	**M**	**W**	**M**	**W**	**M**	**W**	**M**	**W**
Sex*: **Women (W), Men (M)**	**0**	**0**	**1,479**	**1,381**	**2561**	**2439**	**15,421**	**14,324**									
Busia	**0**	**0**	**13**	**12**	285	271	**907**	**873**									
Kakamega	**0**	**0**	**247**	**228**	285	271	**1950**	**1800**									

Kisumu	**0**	**0**	**270**	**260**	285	271	**1688**	**1572**										
Kitui	**0**	**0**	**291**	**269**	285	271	**2032**	**1908**										
Makueni	**0**	**0**	**212**	**203**	285	271	**2524**	**2416**										
Migori	**0**	**0**	**91**	**84**	285	271	**2134**	**1956**										
Nairobi	**0**	**0**	**0**	**0**	285	271	**-**	**-**										
Nyamira	**0**	**0**	**217**	**203**	285	271	**2453**	**2267**										
Siaya	**0**	**0**	**138**	**122**	285	271	**1,735**	**1,530**										

Number of households and farms who apply improved technologies or practices as a result of USG assistance for household consumption of nutrient dense, diverse foods.*

Custom Output IND 4.1:

TASK: Increased access to water for agricultural productivity

ACTIVITY: Establish demonstration sites to showcase irrigation/kitchen technologies and promote local adoption.

UNIT	DISAGGREGATE BY:					
	Geographic Location	**Activity Title**	**Date**			**Sub-total**
	Busia	Supported the establishment of kitchen gardens and adoption of improved technologies or practices	April - June 2017		356	**356**
	Kakamega	Supported the establishment of kitchen gardens and adoption of improved technologies or practices	April - June 2017		750	**750**
	Kisumu	Supported the establishment of kitchen gardens and adoption of improved technologies or practices	April - June 2017		652	**652**
	Kitui	Supported the establishment of kitchen gardens and adoption of improved technologies or practices	April - June 2017		788	**788**
	Makueni	Supported the establishment of kitchen gardens and adoption of improved technologies or practices	April - June 2017		988	**988**
	Migori	Supported the establishment of kitchen gardens and adoption of improved technologies or practices	April - June 2017		818	**818**
	Nairobi	-	-	-	-	**-**
	Nyamira	Supported the establishment of kitchen gardens and adoption of improved technologies or practices	April - June 2017		944	**944**
	Siaya	Supported the establishment of kitchen gardens and adoption of improved technologies or practices	April - June 2017		653	**653**
	Totals				**5,949**	**5,949**

Results:

Additional Criteria If other criteria are important, add lines for setting targets and tracking	Baseline		Results Achieved Prior Periods		This Reporting Period 30-July -17				Reporting Period 30-Oct-17	FY 2017 Target		FY 2018 Target	FY 2019 Target	End of Activity Target			
			Achieved		Target		Achieved		Target	Target		Target	Target	Target			
Sex*: **Women (W), Men (M)**	**0**	**0**		668		1,000		5,949									
Busia	**0**	**0**		**116**		111		**356**									
Kakamega	**0**	**0**		**206**		111		**750**									
Kisumu	**0**	**0**		**130**		111		**652**									
Kitui	**0**	**0**		**113**		111		**788**									
Makueni	**0**	**0**		**83**		111		**988**									
Migori	**0**	**0**		**106**		111		**818**									
Nairobi	**0**	**0**		**0**		111		**0**									
Nyamira	**0**	**0**		**84**		111		**944**									
Siaya	**0**	**0**		**52**		111		**653**									

Number of service provider staff trained for improved service provision.

Custom Output IND 6.1:

TASK: Assist WSPs to improve operations and financial performance

ACTIVITY: Assist WSP boards of directors and corporate management teams to understand and apply good governance practices that guide the company to improved operational and financial performance and establish clear indicators of success.

DISAGGREGATE BY:

UNIT	Geographic Location	Activity Title	Date	W	M	Sub-total
	Busia	Training of Technical staff on basic operations and maintenance; gender mainstreaming	April-June 2017	6	18	**24**
	Kakamega	Training of Technical staff on basic operations and maintenance; gender mainstreaming	April-June 2017	10	14	**24**
	Kisumu	Training of Technical staff on basic operations and maintenance; gender mainstreaming	April-June 2017	22	18	**40**
	Kitui	Training of Technical staff on basic operations and maintenance; gender mainstreaming	April-June 2017	5	9	**14**
	Makueni	Training of Technical staff on basic operations and maintenance; gender mainstreaming	April-June 2017	3	9	**12**
	Migori	Training of Technical staff on basic operations and maintenance; gender mainstreaming	April-June 2017	3	5	**8**
	Nairobi	Training of Technical staff on basic operations and maintenance; gender mainstreaming	April-June 2017	4	5	**9**
	Nyamira	Training of Technical staff on basic operations and maintenance; gender mainstreaming	April-June 2017	4	5	**9**
	Siaya	Training of Technical staff on basic operations and maintenance; gender mainstreaming	April-June 2017	4	13	**17**
	Totals			**61**	**96**	**157**

Results:

Additional Criteria If other criteria are important, add lines for setting targets and tracking	Baseline		Results Achieved Prior Periods		This Reporting Period 30-July - 17				Reporting Period 30-Oct-17	FY 2017 Target		FY 2018 Target	FY 2019 Target	End of Activity Target			
			Achieved		Target		Achieved		Target	Target		Target	Target	Target			
	W	M	W	M	M	M	W	M	W	M	W	M	W	M	W	M	W
Sex*: Women (W), Men (M)	**0**	**0**	**169**	**296**	**26**	**24**	**61**	**96**									
Busia	**0**	**0**	5	15	3	3	6	18									
Kakamega	**0**	**0**	30	34	3	3	10	14									
Kisumu	**0**	**0**	4	35	3	3	22	18									
Kitui	**0**	**0**	21	41	3	3	5	9									
Makueni	**0**	**0**	12	57	3	3	3	9									
Migori	**0**	**0**	4	22	3	3	3	5									
Nairobi	**0**	**0**	48	30	3	3	4	5									
Nyamira	**0**	**0**	41	44	3	3	4	5									
Siaya	**0**	**0**	4	18	3	3	4	13									

Number of sector stakeholders receiving TA for improved monitoring & evaluation, reporting, and accountability

Custom Output IND 6.2:

TASK: Assist WSPs to improve operations and financial performance

ACTIVITY: Assist WSP boards of directors and corporate management teams to understand and apply good governance practices that guide the company to improved operational and financial performance and establish clear indicators of success.

UNIT	DISAGGREGATE BY:					
	Geographic Location	**Activity Title**	**Date**			**Sub-total**
	Busia	-	-	-	-	-
	Kakamega	Stakeholder training on improved monitoring & evaluation, reporting, and accountability for MOH	April- June 2017		1	1
	Kisumu	Stakeholder training on improved monitoring & evaluation, reporting, and accountability for MOH	April- June 2017		1	1
	Kitui	Stakeholder training on improved monitoring & evaluation, reporting, and accountability for MOH	April- June 2017		1	1
	Makueni	Stakeholder training on improved monitoring & evaluation, reporting, and accountability for MOH	April- June 2017		1	1
	Migori	Stakeholder training on improved monitoring & evaluation, reporting, and accountability for MOH	April- June 2017		1	1
	Nairobi	-	-		-	-
	Nyamira	Stakeholder training on improved monitoring & evaluation, reporting, and accountability for MOH	April- June 2017		1	1
	Siaya	Stakeholder training on improved monitoring & evaluation, reporting, and accountability for MOH	April- June 2017		1	1
	Totals				**7**	**7**

Results:

Additional Criteria **If other criteria are important, add lines for setting targets and tracking**	**Baseline**		**Results Achieved Prior Periods**		**This Reporting Period 30-July - 17**				**Reporting Period** **30-Oct-17**	**FY 2017 Target**		**FY 2018** **Target**	**FY 2019 Target**	**End of Activity Target**			
			Achieved		**Target**		**Achieved**		**Target**	**Target**		**Target**	**Target**	**Target**			
	W	**M**							**W**	**M**	**W**	**M**	**W**	**M**	**W**	**M**	**W**
Sex*: Women (W), Men (M)	**0**	**0**		**209**		**30**		**7**									
Busia	**0**	**0**		20		3		**-**									
Kakamega	**0**	**0**		23		3		**1**									
Kisumu	**0**	**0**		22		3		**1**									
Kitui	**0**	**0**		27		3		**1**									
Makueni	**0**	**0**		24		3		**1**									
Migori	**0**	**0**		26		3		**1**									
Nairobi	**0**	**0**		23		3		**-**									
Nyamira	**0**	**0**		17		3		**1**									
Siaya	**0**	**0**		27		3		**1**									

Number of people benefiting from Public-Private Partnerships in the WASH sector. Custom Output IND 1.2						
	DISAGGREGATE BY:					
UNIT	Geographic Location	Activity Title	Date	W	M	Sub-total
	Busia	-	-	-	-	-
	Kakamega					
	Kisumu					
	Kitui					
	Makueni					
	Migori					
	Nairobi					
	Nyamira					
	Siaya					
	Totals					

Results:

Additional Criteria If other criteria are important, add lines for setting targets and tracking	Baseline		Results Achieved Prior Periods		This Reporting Period 30-July -17				Reporting Period 30-Oct-17	FY 2017 Target		FY 2018 Target	FY 2019 Target	End of Activity Target			
			Achieved		Target		Target		Target	Target		Target	Target	Target			
	W	M	W	W	M	M	W	M	W	M	W	M	W	M	W	M	W
Sex*: Women (W), Men (M)	0	0															
Busia	0	0															
Kakamega	0	0															
Kisumu	0	0															
Kitui	0	0															
Makueni	0	0															
Migori	0	0															
Nairobi	0	0															
Nyamira	0	0															
Siaya	0	0															

Number of new USG-supported public-private partnerships (PPPs) formed. Output IND 1.3:						
UNIT	DISAGGREGATE BY:					
	Geographic Location	Activity Title	Date			Sub-total
	Busia	-	-	-	-	-
	Kakamega					
	Kisumu					
	Kitui					
	Makueni					
	Migori					
	Nairobi					
	Nyamira					
	Siaya					
	Totals					

Results:

Additional Criteria If other criteria are important, add lines for setting targets and tracking	Baseline		Results Achieved Prior Periods		This Reporting Period 30-July -17				Reporting Period 30-Oct-17	FY 2017 Target		FY 2018 Target	FY 2019 Target	End of Activity Target			
			Achieved		Target		Target		Target	Target		Target	Target	Target			
Sex*: Women (W), Men (M)	0	0															
Busia	0	0															
Kakamega	0	0															
Kisumu	0	0															
Kitui	0	0															
Makueni	0	0															
Migori	0	0															
Nairobi	0	0															
Nyamira	0	0															
Siaya	0	0															

Number of clients benefiting from financial services provided through USG-assisted financial intermediaries, including non-financial institutions or actors.

Output IND 2.1 (EG 4.2-1)::

TASK: Support the creation of new financial products for WASH service providers and consumers

ACTIVITY: Develop WASH-specific loan product for enterprises and/or households

UNIT	DISAGGREGATE BY:					
	Geographic Location	Activity Title	Date			Sub-total
	Busia	-	-	-	-	-
	Kakamega					
	Kisumu					
	Kitui					
	Makueni					
	Migori					
	Nairobi					
	Nyamira					
	Siaya					
	Totals					

Results:

Additional Criteria If other criteria are important, add lines for setting targets and tracking	Baseline		Results Achieved Prior Periods		This Reporting Period 30-July -17				Reporting Period 30-Oct-17	FY 2017 Target		FY 2018 Target	FY 2019 Target	End of Activity Target			
			Achieved		Target		Target		Target	Target		Target	Target	Target			
Sex*: Women (W), Men (M)	0	0															
Busia	0	0															
Kakamega	0	0															
Kisumu	0	0															
Kitui	0	0															
Makueni	0	0															
Migori	0	0															
Nairobi	0	0															
Nyamira	0	0															
Siaya	0	0															

IV. CONSTRAINTS AND OPPORTUNITIES

CONSTRAINTS AND OPPORTUNITIES

Challenge/opportunity	Actions taken or recommendations to address the challenges
Dilapidated infrastructure in most WASH enterprises especially community water projects.	Most of the small and medium WASH enterprises require significant levels of investments to help them provide efficient services and expand their infrastructure to reach more beneficiaries. KIWASH is providing direct infrastructure grants for a number of WASH enterprises to help improve/ expand coverage and operations. Concept notes for 36 WASH enterprises have also been approved to develop proposals for KIWASH' recoverable grants that can be used for rehabilitation and expansion of infrastructure.
Political interference Irregular attempt by the county government and the Board to replace the Kakamega CMT without any consultations with the utility staff.	Emphasizing the importance of the board and management to work together for the common goal, and helping them understand the distinct roles of each. KIWASH efforts with the strategic plan development continue and serve as a means to focus the company on shared key objectives even while some of these disruptions are addressed.
Low debt service capacity among KIWASH utilities. For example, Kakamega, while willing to take on commercial finance, they have a debt of up KES 5.2 billion from a Water Service Board loan and are required to start paying KES 20 million per month from June 2017, yet they only collect KES 19 million per month.	Working with the utility to see if they can identify small projects that can significantly increase revenue.
High non-revenue water and huge operational and maintenance costs still remains a key issue for some WSPS	Alongside the ongoing efforts by MIWASCO to address NRW, KIWASH has supported the WSP to formulate a metering policy as a strategy to reduce NRW in its schemes
Leveraging commercial finance for WSPs	There is evidence from the KPWF and the sanitation sub-sector investment forum workshops that there is a new appetite by commercial banks in the water sector. KIWASH needs to position itself in ensuring that banks are educated in understanding the great opportunity in the sector. KIWASH can also do this by encouraging donors like USAID to allocate guarantees through DCAs to make the sector attractive to commercial banks.
Potential partnership opportunity do exist for KIWASH to take up	In the area of WASH in the country, there are both national and international institutions whose partnerships can spur KIWASH to new heights in achieving the three major output indicators (access to water, access to sanitation, improved services). The national partners include WSTF, WASREB, and the KPWF. International partners include Waternet from Dutch Government, WASH-FIN, and donor in the

Challenge/opportunity	Actions taken or recommendations to address the challenges
	WASH sector.
Delays from counties in implementing some of the agreed on activities like review of concept notes to start policy and bill development process	Senior staff in counties who are tasked with policy development are in most cases very busy with other duties including travels outside the country. This impacts negatively, the development of policies and bills and has made KIWASH not to deliver any complete policy in the last quarter.
The dissolution of the board of directors for and dismissal of key management staff at SIBOWASCO during the quarter affected implementation of KIWASH activities, especially reviewing the strategic and business plans	KIWASH is re-strategizing to prioritize upgrading of the strategic and business plans once the court case is determined and normalcy resumes in SIBOWASCO management.
Good will and support from the county governments	The goodwill could help actualize the KIWASH plans by fast tracking the infrastructural projects that seems to be the priority for most of the county governments
Inadequacy of number of technical staff in the counties for infrastructural work	KIWASH support in technical assessment and designs and supervision of infrastructural work is most welcome to achieve timely and quality work
Low capacity to operate water and sanitation services by the enterprises.	Capacity development support by KIWASH coupled with intensive one-on-one coaching and mentorship is helping enterprises improve their capacities. In particular, they have received training in Operation and Maintenance (O&M) of their projects and are in the process of developing O&M plans.
Some of the community based WASH enterprises supported by county governments have not been handed over to the management committees e.g. in Migori, hence hampering their business operations.	KIWASH started engaging the County Government of Migori to allow the projects to operate before official handing over is done. Participation in the WASH Forum has also provided an opportunity for influence handing over to the committees to help enhance their orientation towards business operations for sustainability.
Readily available alternative water sources e.g. shallow wells, springs, rain water, rivers and lakes influences payment for water for many rural communities	KIWASH is building the capacity of WASH enterprises to ensure continuous supply of water and improve their service delivery mechanisms to enable such communities see value in payment for water, ultimately making them access and use safe water, thus reducing the use of unprotected sources.
There exists a good opportunity in most target counties to tap into solar energy to reduce reliance of electricity that is expensive and unreliable.	KIWASH is ready to support WASH enterprise to embrace the hybrid solar pumping systems to reduce electricity costs for those relying entirely on electricity to pump water.
The newly developed goodwill by the County Department for Water Services presents an opportunity to institutionalize technical support for the WASH enterprises in need of operations and maintenance training.	KIWASH is working closely with staff of the Department of Water to assist operations and maintenance training and will continue to do so in future for both classroom training and during on-the-job coaching and mentorship sessions. This will help ensure continuous support of the enterprises by these officers even after the end of the KIWASH project.

Challenge/opportunity	Actions taken or recommendations to address the challenges
Political activities and engagements in the build up to August 2017 elections, interfered and slowed down some planned activities related to county governments	The situation is expected to ease off after August 2017 elections when certainty resumes in county government affairs
Due to the collaborative nature of the project, some activities are co-financed by the county government whose budgets take time to be released therefore a delay in implementing	KIWASH is continuously engaging with and sensitizing the County Governments' on their roles and the need for enough resource allocation and in a timely manner towards water services development.
Lack of commencement date of the Water Act 2016 and delay of release of the national water policy to support counties develop their own	This has so far been gazeted in the month of April 2017 and effective implementation can now take effect
Politics of water as a transboundary resource hindering the development of bulk water arrangement between Kakamega county and Uasin Gishu county	Further engagement with WSRA has been initiated and this should be able to unlock the current stalemate.

V. PERFORMANCE MONITORING

The Monitoring and Evaluation team conducted a data verification exercise for all the 12 quarterly reportable indicators reported in the previous quarter. The process involved a review of data sources, interviews and round table discussion with county based technical staff on data management aspects and indicator quality dimensions as articulated in the AMEP.

Key finding of the data quality assurance include:

Findings	Actions taken or recommendations to address the data quality issue
All staff understand the indicators as defined in AMEP	M&E staff conducted capacity building on indicators and focus has now shifted to routine discussion on indicators as a way of strengthening staff operationalization of AMEP
Data from MOH systems like CLTS data had challenges of completeness and Timely	KIWASH is re-strategizing to prioritize M&E trainings at grassroots levels; primarily targeting the CHVs and relevant government officials to enhance appropriate data capture
Data from MOH systems like CLTS data were not readily accessible	Though KIWASH maintains copies of completed MOH data collection tools at the sub-county offices, deliberate measures will be taken to have copies filed, and kept under lock and key in all the KIWASH offices
Data from the WASH enterprises were not stored in KIWASH offices	KIWASH was to have copies of beneficiaries at all KIWASH offices

Different version of tools used in data collection i.e. training evaluation forms, attendance sheet	Broaden efforts to standardize use of tools and centralization of source form M&E

Strengthening effective monitoring and evaluation of WASH

KIWASH developed a Capacity and Performance (CAP) tool and administered it to 108 WASH enterprises to establish a baseline on key performance indicators for WASH enterprises as defined by the AMEP. The same tool will be administered at the end of each KIWASH year to monitor progress in the same performance indicators and further provide evidence of such progress.

In addition, KIWASH developed a WASH Enterprise Progress Monitoring and Beneficiary Tracking Tools that will be used to track progress of WASH Enterprises in various performance areas on a monthly basis. Information from this tool will inform the CAP exercise.

VI. PROGRESS ON GENDER STRATEGY

During the quarter, deliberate efforts to ensure gender sensitive programing were advanced through inclusion of both male and female gender in community level training, CHV engagement and reporting gender disaggregated data.

VII. PROGRESS ON ENVIRONMENTAL MITIGATION AND MONITORING

Environmental impact assessment studies were initiated towards the planned infrastructure construction support to NCWSC) and MIWASCO in line with Environmental Management and Coordination (Amendment Act) 2015 of the Government of Kenya.

A generic environmental review report was prepared using previous mitigation measures for spring works. This will facilitate site specific environmental assessment for additional springs to be rehabilitated. Preventive and adaptive mitigation for some springs was done by lifting proposed provision of wash bays due to potential seepage events. The beneficiary households were sensitized on how to use the wash bays and cattle troughs; including operation and maintenance.

VIII. PROGRESS ON LINKS TO OTHER USAID PROGRAMS

- In Migori and Siaya counties, KIWASH trained Wath Ong'er farmer group and Pap Nyadiel farmer group respectively linked to KAVES on ENA and EWA messaging to expand a critical mass of EWA and ENA champions.
- In Busia, KIWASH trained and engaged CHVs working with USAID-AMPATH in Bunyala Sub County on HIV/Malaria related interventions. KIWASH targeted the same households benefitting from HIV/Malaria intervention for its ENA/EWA BCC
- In Kisumu, KIWASH is integrating EWA and ENA messaging internally within areas implementing components such as WRUA, CLTS, and farmer group zones before expanding to other external USAID funded programs.
- In Nyamira County, KIWASH worked closely with the APHIA plus project in implementing CLTS. The two projects do not cover similar sub counties in their interventions but have supported the county government in capacity building of county and sub county public health officers on CLTS respectively.

- KIWASH worked with other USAID partners engaged in promotion of agriculture and nutrition services under the Feed the Future Agri-Nutrition partnership forum. The forum constitutes organizations such as Global Alliance in Nutrition (GAIN), Nutrition and Health Promotion Programme (NHP+), Once Acre Fund, Accelerated Value Chain Development (AVCD) and Kenya Agricultural Value Chain Enterprise (KAVES). The forum enhances coordination in programing, increasing efficient resource use and avoiding duplicity of partner efforts. While targeting households for KIWASH interventions, every effort was made to map areas and beneficiaries with ongoing USAID interventions – notably, KAVES, FAO and AVCD.

IX. PROGRESS ON LINKS WITH GOK AGENCIES

- KIWASH collaborated with the technical teams of the respective county governments of Busia, Kakamega, Kisumu, Migori, Nyamira, Siaya, Kitui and Makueni in conducting the technical assessments and survey for the proposed infrastructure works for the WASH enterprises.
- The project continued to implement CLTS in collaboration with the Ministry of Health, department of public health and sanitation at the county level. KIWASH facilitated the implementation of all the key CLTS processes including capacity building of the staff in an effort to provide access to basic sanitation to the community members in the seven target counties.
- While implementing MUS and irrigation activities, KIWASH engaged officers from the department of agriculture, department of irrigation and government health facilities at the county level. The agriculture officers and health officers were involved in identification and verification of the groups as well as in providing training on kitchen gardening/irrigation technologies. They are also engaged to supervise the extension services to the farmers.
- There was also continued collaboration with all the nine counties in strengthening WASH networks and technical working groups where KIWASH facilitated meetings organized in the respective counties.
- There was continued collaboration with WASREB to develop a national rural water management framework. The process includes identifying rural water governance trends in selected counties by looking at achievements, challenges and opportunities through a joint sector wide approach (SWAp).

X. PROGRESS ON USAID FORWARD

To be reported in subsequent quarters.

XI. SUSTAINABILITY AND EXIT STRATEGY

The KIWASH approach of training and following up with on the job coaching and mentorship helps to further instill a sense of ownership and sustainability, which is essential in ensuring continuity beyond the project period. The process of delivering the training interventions for both the county governments and target WASH enterprises has been designed to strengthen their capacity to reflect and plan on their own. For instance, the gap analysis exercise provided opportunities for reflection and helped trigger collective action on what needs to be done to help improve and expand WASH services.

XII. GLOBAL DEVELOPMENT ALLIANCE (IF APPLICABLE)

Not applicable.

XIII. SUBSEQUENT QUARTER'S WORK PLAN

Subsequent Quarter's Work Plan

KIWASH will undertake the following activities in the next quarter:

Task 1.1 – Provide business development services for WASH services and products

- Identify 120 WASH Enterprises that will be included in Phase Two of KIWASH business incubation by September 2017.
- Conduct onsite coaching and mentoring to 108 WASH Enterprises to strengthen their business operations.
- Administer the Capacity and Performance (CAP) assessment for 108 WASH Enterprises to establish progress made in key performance indicators defined by AMEP.
- Assist WASH enterprises to develop Concept Notes and Proposals for KIWASH' direct infrastructure and recoverable grants.
- Develop a strategy for Public Private Partnerships (PPPs) to guide implementation of the PPPs in all the KIWASH target counties.
- Work closely with the Infrastructure and team during implementation of infrastructure development works for the selected WASH enterprises.
- Develop case studies and best practice briefs for knowledge sharing and learning.

Task 1.2: Scale up sanitation, sanitation marketing, and hygiene promotion

- Identify and trigger 1000 villages to scale up CLTS activities and data management. Select villages (based on latrine coverage) and assist them to identify and develop strategies to deliver open defecation free status through appropriate sanitation and hygiene approaches.
- Conduct market surveys of sanitation and hygiene products to identify gaps in the supply chains
- Train sanitation providers to design and test approaches for marketing of sanitation services and products linked to county efforts to improve sanitation and hygiene
- Disseminate a marketing strategy for available sanitation and hygiene options (i.e. a marketing mix on products, place, promotion and price)
- Identify and train sanitation supply actors (hardware owners) on providing appropriate sanitation facility options
- Identify and train sanitation supply actors (masons) on construction of appropriate sanitation facility options.
- Design sanitation and hygiene BCC materials to compliment efforts in sanitation campaign

Task 1.3 – Introduce and Promote Low Cost Sanitation Products and Services

- EXP together with KIWASH staff (Sanitation and Hygiene Specialist) will identify and promote low cost sanitation products and services that can be scaled up for improved sanitation.
- Identify and engage WASH enterprises that manufacture and / or sell sanitation products for Phase Two of KIWASH' business incubation to improve their business operations and sales.

Task 1.4 – Strengthen the effective monitoring and evaluation (M&E) of WASH

- Conduct a Capacity and Performance (CAP) assessment for 108 WASH enterprises to establish baselines for the key performance indicators defined by AMEP.
- Coach and mentor the WASH enterprises to inculcate a culture of monitoring their progress and performance on key parameters / indicators.
- Develop a WASH Enterprise Monthly Tracking tool to collect data on various performance areas.
- Conduct training for the WASH Enterprises on Monitoring and Evaluation of key parameters to help strengthen M&E.
- Conduct a review and reflection meeting in each county for Phase One WASH enterprises to enhance learning and knowledge exchange / sharing.

Task 2.2: Assist WSPs to improve operations and financial performance

- Assist WSP boards of directors and corporate management teams to understand and apply good governance practices that guide the company to improved operational and financial performance and establish clear indicators of success
- Conduct gender equality mainstreaming training and support the development of WSP department level plans to apply gender equality mainstreaming into WSP policies, practices and procedures
- Provide manual templates for operations, finance, human resources and customer service, and support WSPs in adapting these manuals to their operations

Task 2.3: Assist WSPs develop investment strategies that will substantially expand coverage

- Assist WSPs to develop and implement market assessments in targeted areas to understand the willingness and potential for paid-for water and sanitation services
- Assist WSPs to develop investment proposals for development partners and commercial banks to expand coverage
- Link WSPs to the Development Credit Authority (DCA) and other financing facilities and mechanisms
- Integrate gender equality mainstreaming into the market assessment instruments and analyses, and into the development and implementation of community outreach and education programs

Task 3.1: Integrated and promote essential nutrition and WASH interventions

- Validate the integrated WASH and Nutrition training guide and the CHV resource manual
- Conduct cascaded integrated WASH/Nutrition training to CHV's and village resource persons in target areas(WRUAs, WSPs, Farmer Groups, CLTS)
- Train committee members and of existing community structures (Caregiver groups, Mother to Mother Support Groups, Community Units and Farmer groups) to build their capacity to deliver messages on EWA/ENA for desired behavior change.
- Establish and strengthen of community health structures (e.g. mother support groups and CU's) to enhance delivery of ENA and EWA interventions
- Hold quarterly County WASH and Nutrition Technical Forum to strengthen multi-sectoral and sectoral coordination to enhance collaboration in project designs
- Undertake quarterly Household mapping and link trained CHV to mapped households for EWA and ENA messaging purpose
- Print and disseminate BCC materials with integrated WASH/Nutrition actions

Task 3.2: Improve integration of WASH, MCH and nutrition services

- Develop EWA job aids using the validated integrated WASH and Nutrition training manual to reinforce training efforts on best practices
- Strengthen/establish ORT corners with comprehensive EWA at health facilities and clinics (Identified on need basis)
- Procure and distribute WASH promotion kits to ANC and PNC mothers seeking skilled health services (3000 kits)
- Train CHVs to conduct BCC messaging for EWA/ENA in KIWASH mapped households(Target 45,000 HHs)
- Conduct training on essential WASH and nutrition actions for health care providers in MCH facilities
- Establish Oral Rehydration Therapy Corners in selected health facilities to promote Essential Nutrition and essential WASH actions

Task 3.3: Strengthened evidence base and programming guidance for coordinated WASH-nutrition programming

- Provide technical and financial support for integrated WASH/Nutrition technical working forums at County level
- Carry out learning exchange visits for beneficiaries and County government staff to learn best practices on WASH and Nutrition programming across the counties.
- Convene 9 (one in each county) nutrition technical working groups in the counties.

Task 4.1: Increased access to water for agricultural productivity

- Mobilize and identify farmers and introduce Irrigation and Kitchen gardening technologies to them –working jointly with County Agriculture departments, USAID projects and other partners in the county.
- Complete the establishment demonstration sites to show case irrigation technologies and promote local adoption at identified 13 health facilities (5 in western region and 8 in Eastern region) and 39 demonstrations at farmer group levels in 8 Counties.
- Finalize contracts with 4 Agribusiness companies to commence on the identification of 347 farmers in 6 Western Counties for the installation of smallholder irrigation systems of various technologies for agribusiness development under grant recovery program.

Task 4.2: Deliver nutrition messaging to promote preparation and consumption of nutrient-dense and diverse foods

- Finalize the integrated Agriculture/WASH training guide and job aids for agriculture extension services
- Conduct farmer extension and outreach services through selected farmer groups to provide agri-nutrition talks at demonstration sites/farmer group meetings to promote nutritious food production and consumption.

Task 4.3: Provide agricultural training and support services

- Conduct training workshops for farmers on good agricultural practices in eight (8) Counties; Busia, Kisumu, Kakamega, Migori, Kitui, Makueni, Nyamira and Siaya and link them to irrigation technology suppliers.
- Participate in agricultural field days and trade fairs to promote best practices and adoption of irrigation technologies, and facilitate input and output market linkages.
- Convene at least one County-level agriculture coordination meeting in all 9 counties.

Task 5.2: Integrate fecal sludge management with sanitation services

- Identify innovative models that can effectively and efficiently enhance the production and use of fecal sludge byproducts like fertilizers, briquettes and bio gas.

- Explore partnerships with relevant stakeholders, including WSPs/ County Governments and WSTF, for scaling up of identified sanitation models such as midway transfer stations and DTFs.
- Lobby for identified manual pit emptiers to get formal recognition and improve safety of their operations.
- Develop a strategy that will guide delivery of the sanitation value chain interventions for KIWASH.

Task 6.1: Strengthening local governance and management

- Conduct corporate governance training for SIBOWASCO Board of Directors
- Host at least one WASH Network meeting in Kisumu, Kakamega, Busia, Nyamira, Migori, Kitui, Makueni, and Siaya Counties.
- Conduct Citizen dialogue and engagement meeting implemented to improve stakeholder relations and clarify roles and expectations
- Assist county governments and the institutional partners in developing/updating monitoring and evaluation tools for effective resource allocation and management.
- Train KIWASCO, MIWASCO, GWASCO and SIBOWASCO staff on water quality management and Waste Water treatment and management.
- Support County Governments and the institutional partners in developing/updating monitoring and evaluation tools for effective resource allocation and management.
- Assist county governments in creating and rolling out citizen engagement forums
- Review and develop a new Strategic Plan for Lake Victoria South Water Services Board (LVSWSB)

Task 6.2: Promote public-private community partnerships for better WASH services delivery

- Train selected County community water projects, county government staff and WSPs and WASH enterprises
- Support county governments and WSPs to conduct feasibility assessments to identify viable opportunities for extending access to water via the PPcP model

Task 7.1: Assist with WASH sector transition to devolution

- Sensitize WSPs and county governments on unbundling of roles and devolution of water services by demystifying myths around the provisions listed in Schedule 4 of the COK 2010
- Sensitize and support the County Governments and the WSPs to unbundle and understand the Water Act 2016.

Task 7.2: Support selected WASH sector policy reforms

- Support County Governments to review, develop and adopt Water and Environmental Sanitation Hygiene Policy and legislation
- Support the Launch and publication of Kisumu County Water Policy

Task 7.3: Support USAID program learning

- Conduct county level forum for stakeholder learning and reporting on KIWASH experiences
- Conduct an annual forum for reporting KIWASH implementation progress

XIV. FINANCIAL INFORMATION

As KIWASH is firmly in implementation, operational spending has stabilized. We anticipate spending overall will continue to rise due to increases in technical activities and grants administered.

Cash Flow Report and Financial Projections (Pipeline Burn-Rate)

CHART 1: OBLIGATIONS VS. CURRENT AND PROJECTED EXPENDITURES

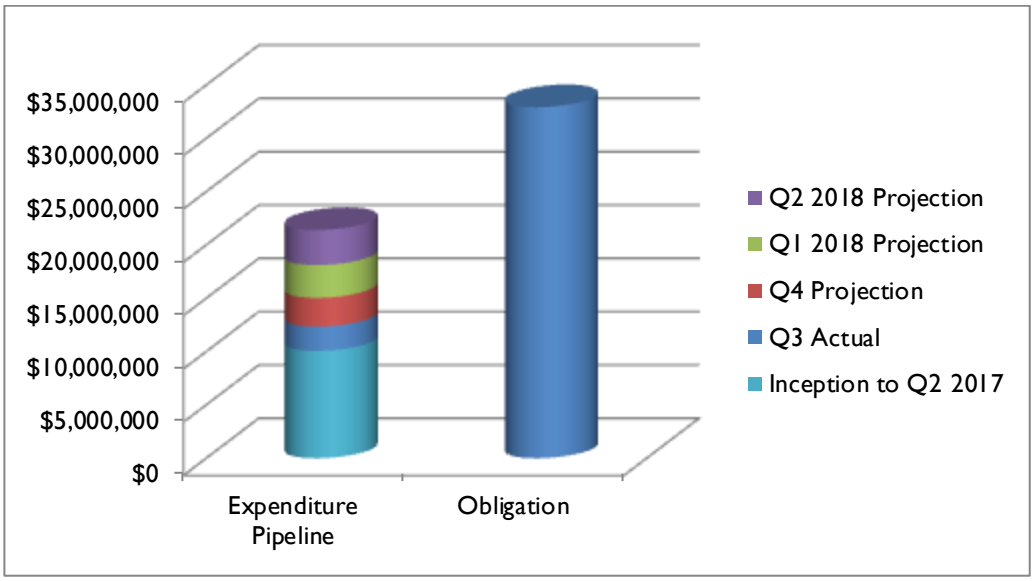

TABLE 3: BUDGET DETAILS

T.E.C.: $ 50,995,898.00
Cum Oblig: $32,918,290.79
Cum Expenditure: $12,333,389.48

Obligation	3rd Quarter 2017 Actual Expenditures	4th Quarter 2017 Projected Expenditures	1st Quarter 2018 Projected Expenditures	2nd Quarter 2018 Projected Expenditures
Total: 32,918,291	*2,274,818*	*2,705,901*	*3,068,641*	*3,285,230*
Salaries and Wages*	235,198	247,293	270,160	273,443
Fringe Benefits	18,307	22,392	27,769	27,769
Overheard	132,634	141,098	155,876	157,593
Travel, Transportation and Per diem	128,805	92,346	73,096	73,096
Allowances	21,623	156,983	39,360	40,224
Other Direct Costs	636,116	599,389	866,320	845,052
Procurement (Office & IT Equipment)	48,167	51,240	51,240	51,240
Consultants	32,543	14,400	14,400	14,400
Subcontractors	696,035	913,990	942,801	1,126,579
Grants Under Contract	3,823	95,000	220,000	240,000
General & Administrative	213,852	245,632	267,779	286,251
Fixed Fee	107,715	126,138	139,840	149,583

* Labor: This category only indudes costs dassified as labor for the purposes of indirect rate application per DAI's approved NICRA

BUDGET NOTES	
Salary and Wages	Salaries and wages have stabilized as the project is fully staffed. An increase to this line is due to the approval of a long term Activity Implementation Manager.
Fringe Benefits	Fringe benefits are a constant ratio against expatriate labor. Calculated per award conditions.
Overhead	Overhead is a constant ratio against labor. Calculated per award conditions.
Travel, Transport, Per Diem	Travel expenses have stabilized.
Allowances	Allowances are constant except for education allowance which is the cause of the spike in allowances in Q4.
Other Direct Costs	The level of expenditures will increase as the project continues to ramp up technical activities.
Procurement	Equipment and supplies will increase as we start purchasing technical supplies such as items for the kitchen gardens.
Consultants	Consultants will slightly decrease in future quarters.
Subcontracts	Subcontractor costs continue to increase as the project starts hiring local subcontractors for construction.
Grants under contract	We will start making more payments in Q4 under approved grant agreements.
G&A	Calculated per award conditions.
Fee	Calculated per award conditions.

Total Amount in the approved budget for sub-awards: $2,200,000

Total Amount sub-awarded to date: $730,415

There were no new sub awards this past quarter

ANNEX I – COUNTY ACTIVITY MAPS

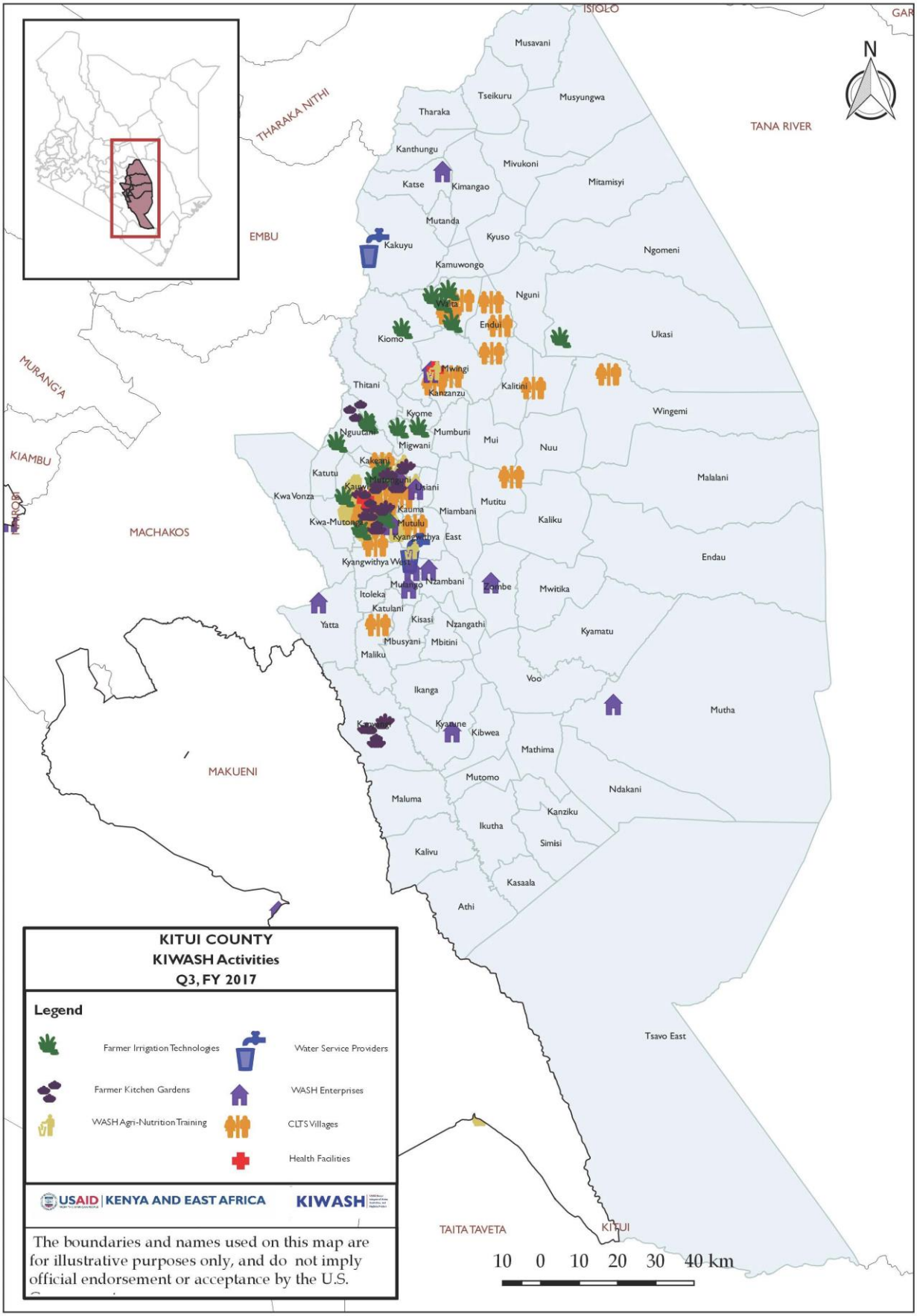

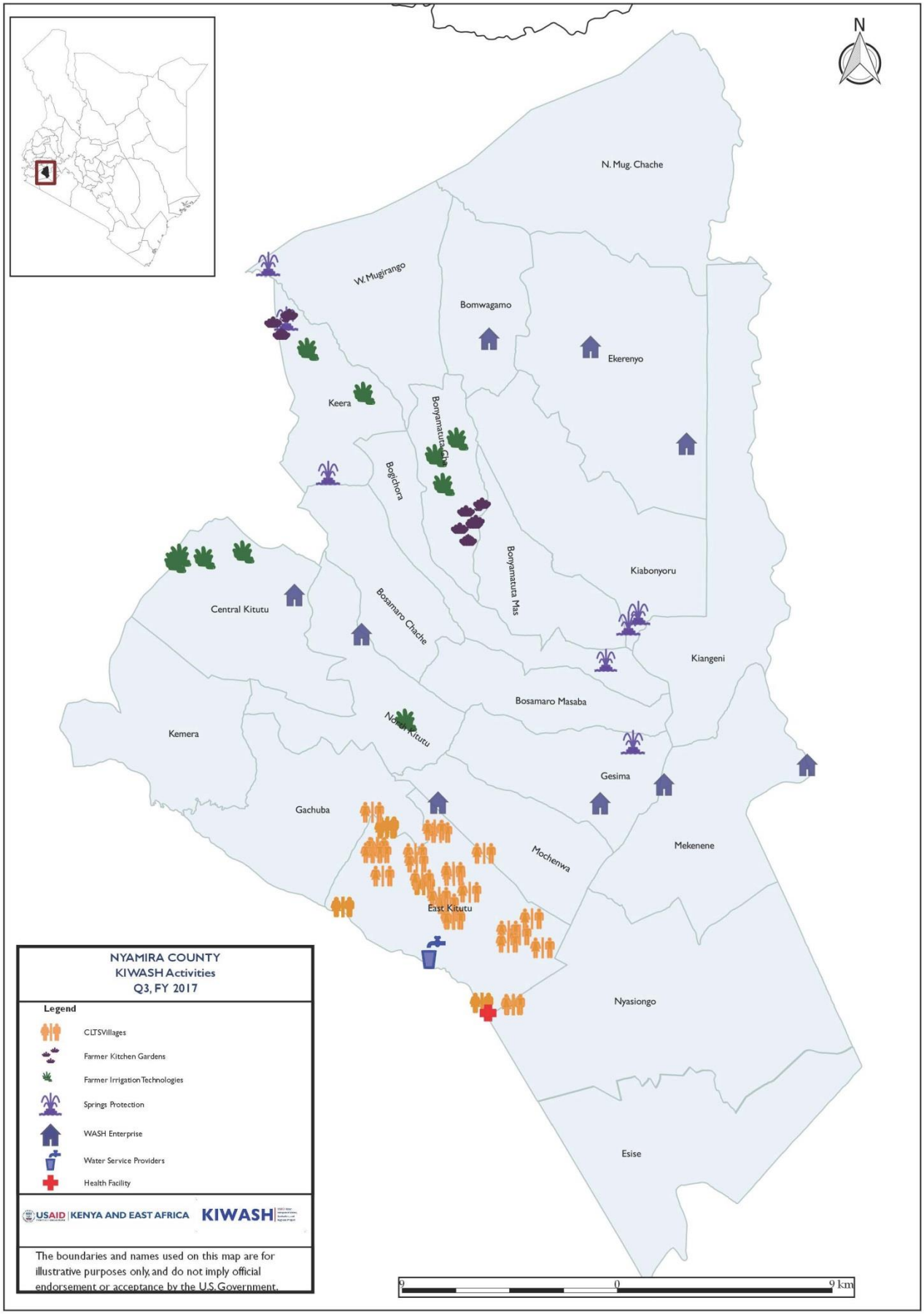
N
N. Mug. Chache
W. Mugirango
Bomwagamo
Ekerenyo
Keera
Bonyamatuta Che
Borichora
Bonyamatuta Mas
Kiabonyoru
Central Kitutu
Bosamaro Chache
Kiangeni
Bosamaro Masaba
Nort Kitutu
Kemera
Gesima
Gachuba
Mochenwa
Mekenene
East Kitutu
Nyasiongo
Esise
NYAMIRA COUNTY
KIWASH Activities
Q3, FY 2017
Legend
CLTSVillages
Farmer Kitchen Gardens
Farmer Irrigation Technologies
Springs Protection
WASH Enterprise
Water Service Providers
Health Facility
USAID | KENYA AND EAST AFRICA
KIWASH
The boundaries and names used on this map are for illustrative purposes only, and do not imply official endorsement or acceptance by the U.S. Government.
0
0
9 km

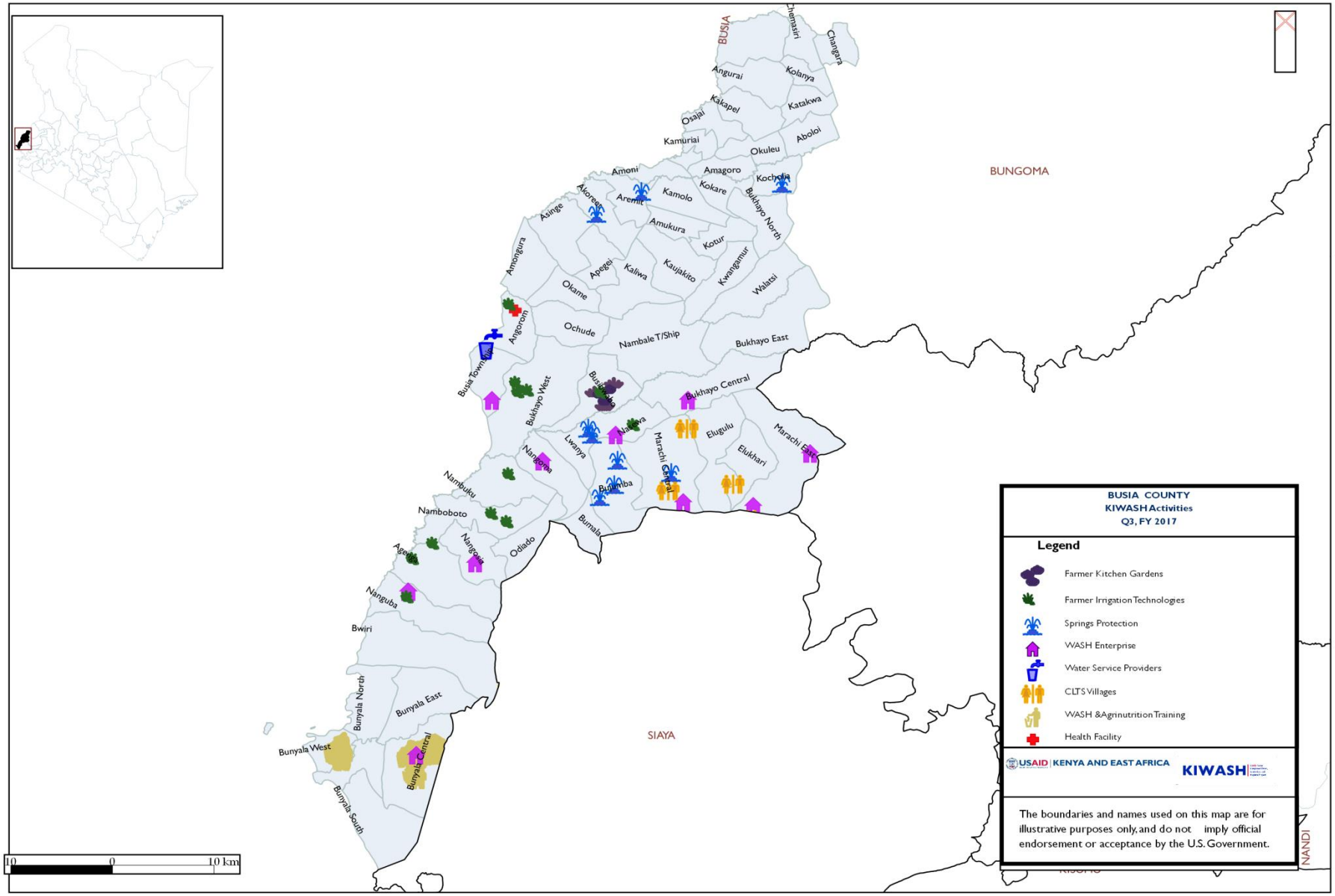
BUSIA
BUNGOMA
SIAYA
NANDI
Chemasiri
Changara
Angurai
Kolanya
Kakapel
Katakwa
Osajal
Aboloi
Kamuriai
Okuleu
Amoni
Amagoro
Kochola
Akoreegae
Aremit
Kamolo
Kokare
Bukhayo North
Asinge
Amukura
Kotur
Amongura
Apegei
Kaliwa
Kaujakito
Kwangamur
Wlatsi
Okame
Ochude
Angorom
Nambale T/Ship
Bukhayo East
Busia Township
Bukhayo West
Bukhayo Central
Lwanya
Marachi Central
Elugulu
Marachi East
Elukhari
Nambuku
Namboboto
Odiado
Agenga
Nanguba
Bwiri
Bunyala North
Bunyala East
Bunyala West
Bunyala Central
Bunyala South
10 0 10 km
BUSIA COUNTY
KIWASH Activities
Q3, FY 2017
Legend
Farmer Kitchen Gardens
Farmer Irrigation Technologies
Springs Protection
WASH Enterprise
Water Service Providers
CLTS Villages
WASH &Agrinutrition Training
Health Facility
USAID | KENYA AND EAST AFRICA
KIWASH
The boundaries and names used on this map are for illustrative purposes only, and do not imply official endorsement or acceptance by the U.S. Government.

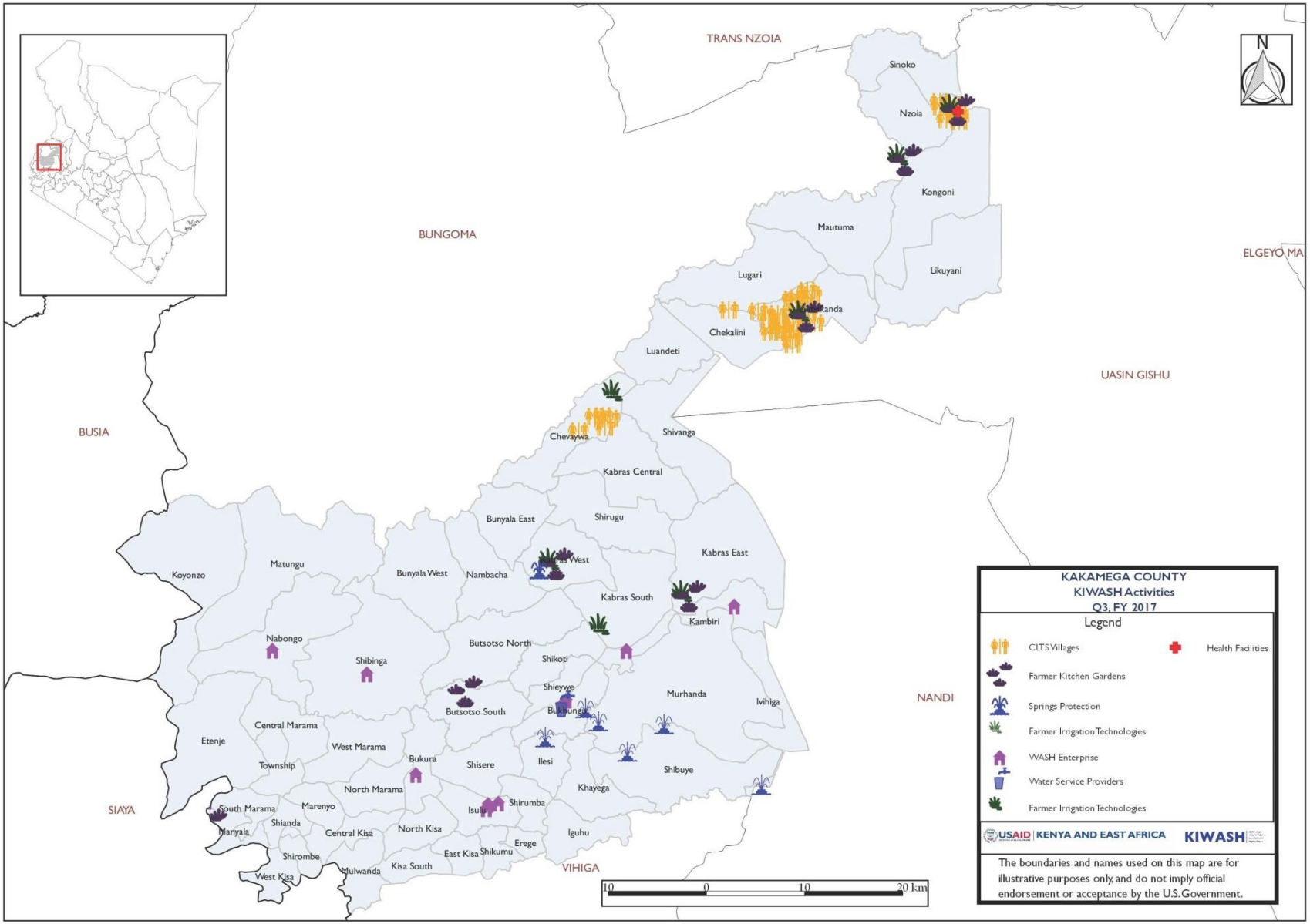
TRANS NZOIA
BUNGOMA
BUSIA
SIAYA
UASIN GISHU
ELGEYO MA
NANDI
VIHIGA
N
Sinoko
Nzoia
Kongoni
Mautuma
Lugari
Likuyani
Chekalini
Luandeti
Chevaywa
Shivanga
Kabras Central
Bunyala East
Shirugu
Kabras East
Matungu
Koyonzo
Bunyala West
Nambacha
Kabras West
Kabras South
Kambiri
Nabongo
Butsotso North
Shibinga
Shikoti
Shieywe
Murhanda
Ivihiga
Butsotso South
Central Marama
Etenje
West Marama
Township
Bukura
Shisere
Ilesi
Shibuye
North Marama
Khayega
South Marama
Marenyo
Shirumba
Shianda
Manyala
Central Kisa
North Kisa
Iguhu
Erege
Shirombe
East Kisa
Shikumu
Mulwanda
Kisa South
West Kisa
10 0 10 20 km
KAKAMEGA COUNTY
KIWASH Activities
Q3, FY 2017
Legend
CLTS Villages
Health Facilities
Farmer Kitchen Gardens
Springs Protection
Farmer Irrigation Technologies
WASH Enterprise
Water Service Providers
Farmer Irrigation Technologies
USAID | KENYA AND EAST AFRICA
KIWASH
The boundaries and names used on this map are for illustrative purposes only, and do not imply official endorsement or acceptance by the U.S. Government.

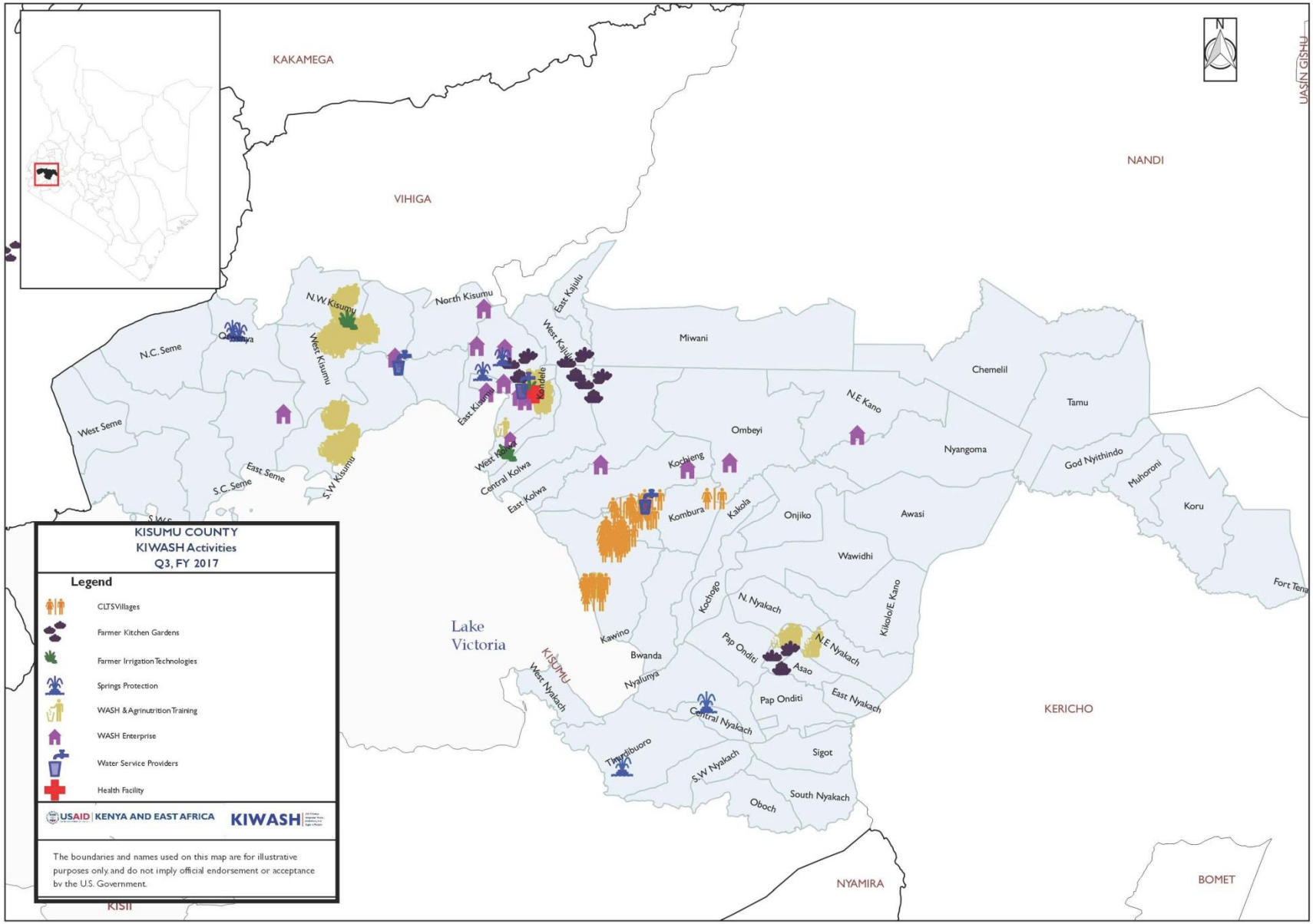
KISUMU COUNTY
KIWASH Activities
Q3, FY 2017
Legend
CLTS Villages
Farmer Kitchen Gardens
Farmer Irrigation Technologies
Springs Protection
WASH & Agrinutrition Training
WASH Enterprise
Water Service Providers
Health Facility
USAID | KENYA AND EAST AFRICA
KIWASH
The boundaries and names used on this map are for illustrative purposes only, and do not imply official endorsement or acceptance by the U.S. Government.
KAKAMEGA
VIHIGA
NANDI
KERICHO
NYAMIRA
BOMET
KISII
Lake Victoria
N.W Kisumu
North Kisumu
East Kajulu
West Kajulu
Kondele
West Kisumu
East Kisumu
N.C. Seme
West Seme
East Seme
S.C. Seme
S.W Kisumu
West Kolwa
Central Kolwa
East Kolwa
Miwani
Ombeyi
Kochieng
Kombura
Kakola
N.E Kano
Chemelil
Tamu
Nyangoma
God Nyithindo
Muhoroni
Koru
Onjiko
Awasi
Wawidhi
Kisumu
Kawino
Bwanda
Nyalunya
West Nyakach
Kochogo
N. Nyakach
Pap Onditi
N.E Nyakach
Asao
East Nyakach
Central Nyakach
S.W Nyakach
Sigot
South Nyakach
Oboch
Kikolo/E Kano

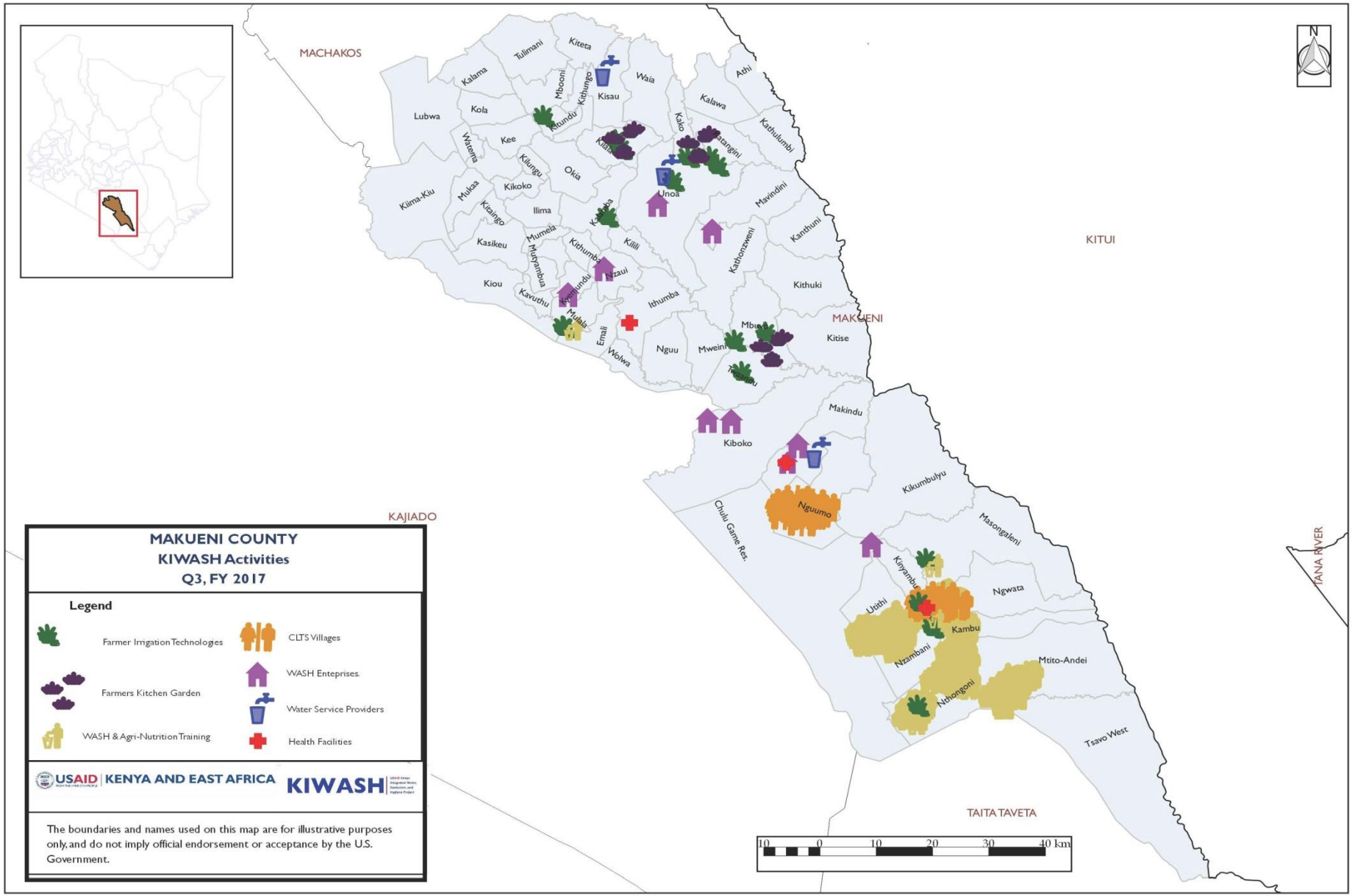
MAKUENI COUNTY
KIWASH Activities
Q3, FY 2017
Legend
Farmer Irrigation Technologies
Farmers Kitchen Garden
WASH & Agri-Nutrition Training
CLTS Villages
WASH Enteprises.
Water Service Providers
Health Facilities
USAID | KENYA AND EAST AFRICA
KIWASH
The boundaries and names used on this map are for illustrative purposes only, and do not imply official endorsement or acceptance by the U.S. Government.
MACHAKOS
KITUI
MAKUENI
KAJIADO
TAITA TAVETA
TANA RIVER
Chulu Game Res.
Tulimani
Kiteta
Kalama
Mbooni
Kithungo
Kisau
Waia
Athi
Kalawa
Lubwa
Kola
Kitundu
Kako
Kathulumbi
Watema
Kee
Kilungu
Okia
Kilala
Unoa
Mavindini
Kiima-Kiu
Mukaa
Kikoko
Kitaingo
Ilima
Kasikeu
Mumela
Kithumba
Kilili
Kathonzweni
Kanthuni
Kiou
Mutyambua
Nzaui
Kithuki
Kavuthu
Ithumba
Mulala
Emali
Wolwa
Nguu
Mweini
Kitise
Makindu
Kiboko
Kikumbulyu
Nguumo
Masongaleni
Kinyambu
Ngwata
Utithi
Kambu
Nzambani
Mtito-Andei
Nthongoni
Tsavo West
10 0 10 20 30 40 km

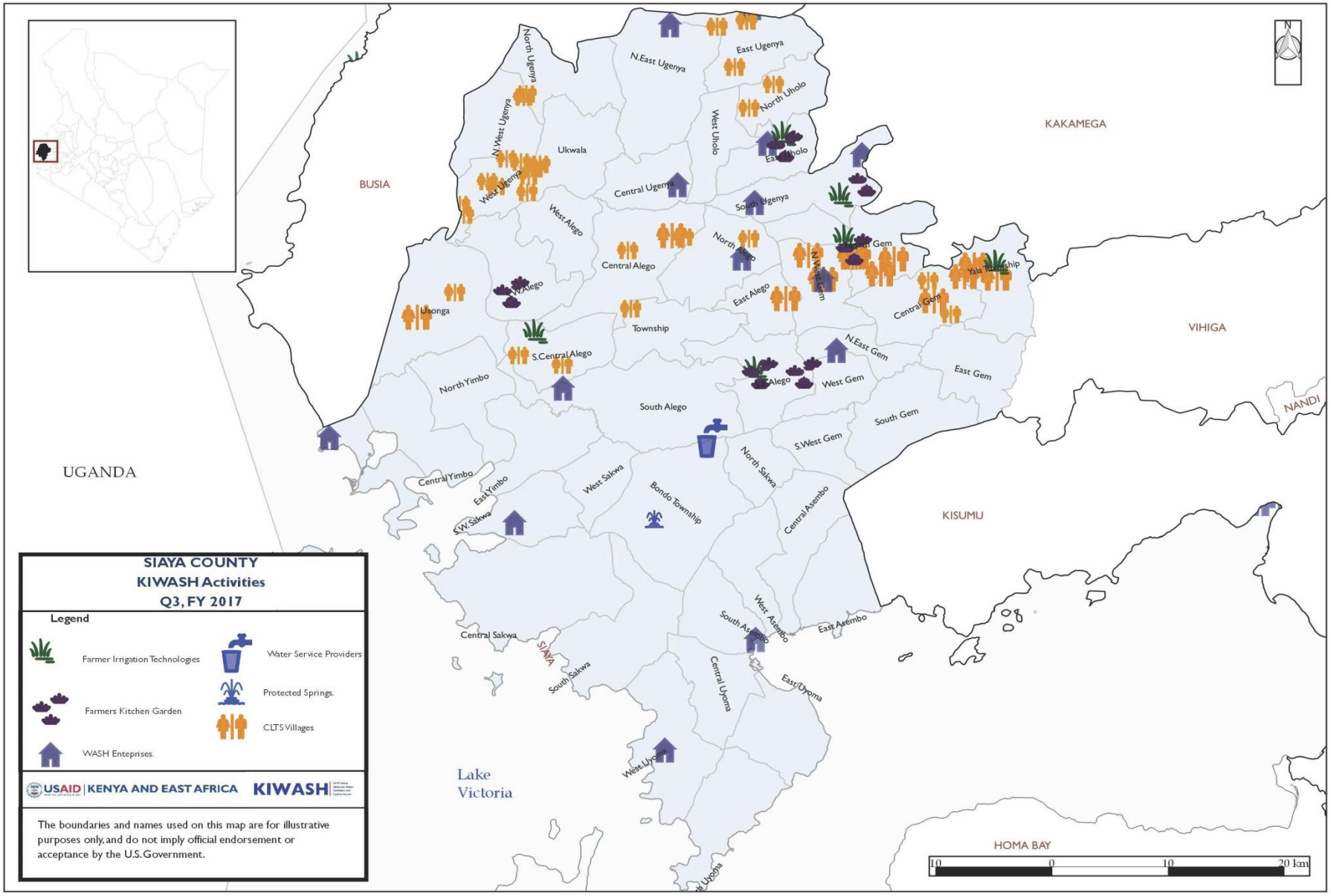
SIAYA COUNTY
KIWASH Activities
Q3, FY 2017
Legend
Farmer Irrigation Technologies
Water Service Providers
Protected Springs.
Farmers Kitchen Garden
CLTS Villages
WASH Enteprises.
USAID | KENYA AND EAST AFRICA
KIWASH
The boundaries and names used on this map are for illustrative purposes only, and do not imply official endorsement or acceptance by the U.S. Government.
BUSIA
KAKAMEGA
VIHIGA
NANDI
KISUMU
HOMA BAY
UGANDA
SIAYA
Lake Victoria
North Ugenya
N.West Ugenya
West Ugenya
Ukwala
N.East Ugenya
East Ugenya
North Uholo
West Uholo
East Uholo
Central Ugenya
South Ugenya
West Alego
North Alego
Central Alego
East Alego
N.West Gem
Central Gem
Yala Township
Usonga
Township
S.Central Alego
North Yimbo
South Alego
N.East Gem
West Gem
East Gem
South Gem
S.West Gem
North Sakwa
Central Yimbo
East Yimbo
S.W.Sakwa
West Sakwa
Bondo Township
Central Asembo
West Asembo
South Asembo
East Asembo
Central Sakwa
South Sakwa
Central Uyoma
East Uyoma
West Uyoma
10 0 10 20 km

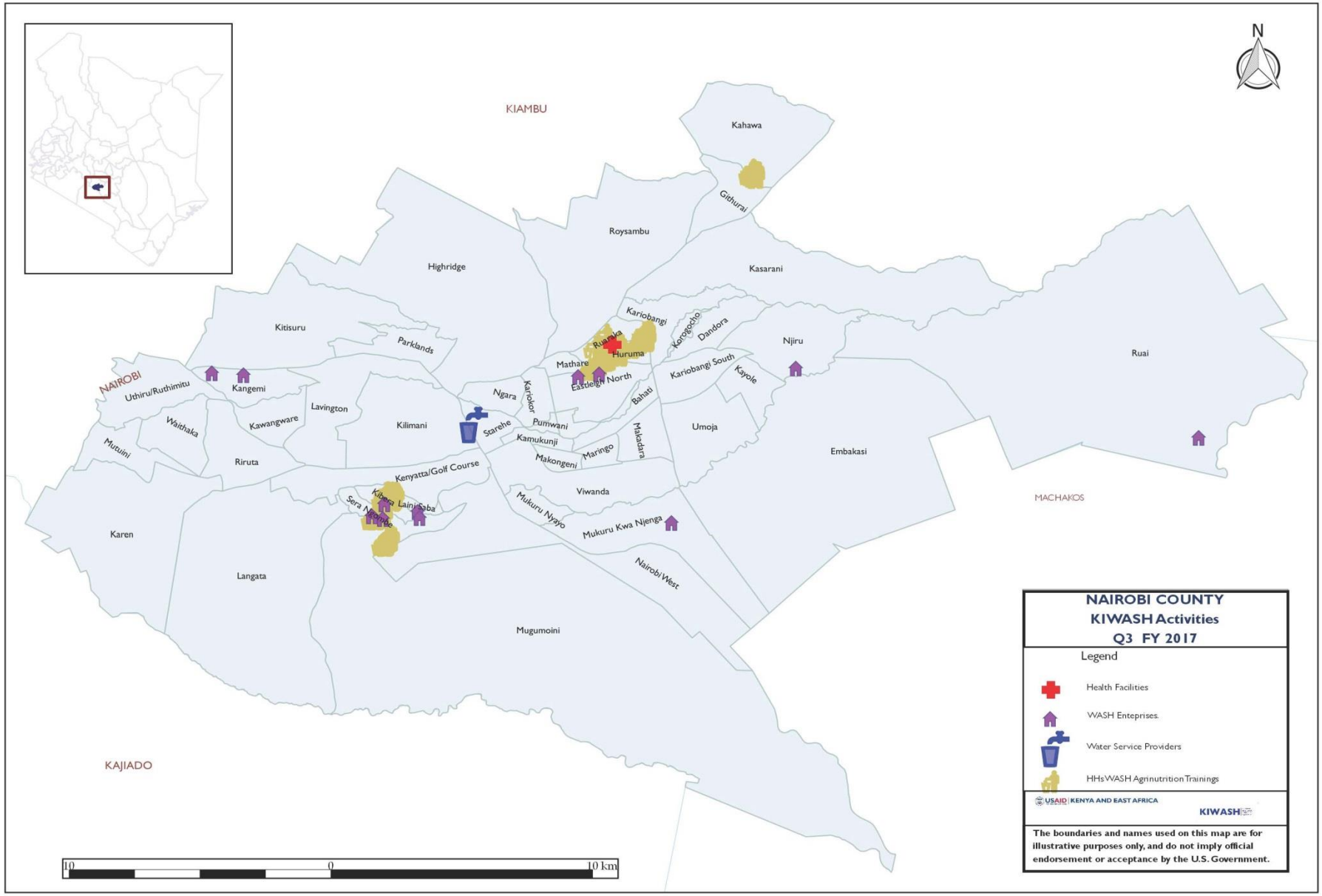
KIAMBU
Kahawa
Githurai
Roysambu
Highridge
Kasarani
Kariobangi
Korogocho
Dandora
Njiru
Ruai
Ruaraka
Huruma
Mathare
Eastleigh North
Kariobangi South
Kayole
Kitisuru
Parklands
NAIROBI
Uthiru/Ruthimitu
Kangemi
Ngara
Kariokor
Bahati
Lavington
Kawangware
Kilimani
Starehe
Pumwani
Umoja
Waithaka
Kamukunji
Maladara
Mutuini
Riruta
Makongeni
Maringo
Embakasi
Kenyatta/Golf Course
Viwanda
MACHAKOS
Kibera
Laini Saba
Sera Ngombe
Mukuru Nyayo
Mukuru Kwa Njenga
Karen
Nairobi West
Langata
Mugumoini
KAJIADO
10
0
10 km
N
NAIROBI COUNTY
KIWASH Activities
Q3 FY 2017
Legend
Health Facilities
WASH Enteprises
Water Service Providers
HHs WASH Agrinutrition Trainings
USAID | KENYA AND EAST AFRICA
KIWASH
The boundaries and names used on this map are for illustrative purposes only, and do not imply official endorsement or acceptance by the U.S. Government.

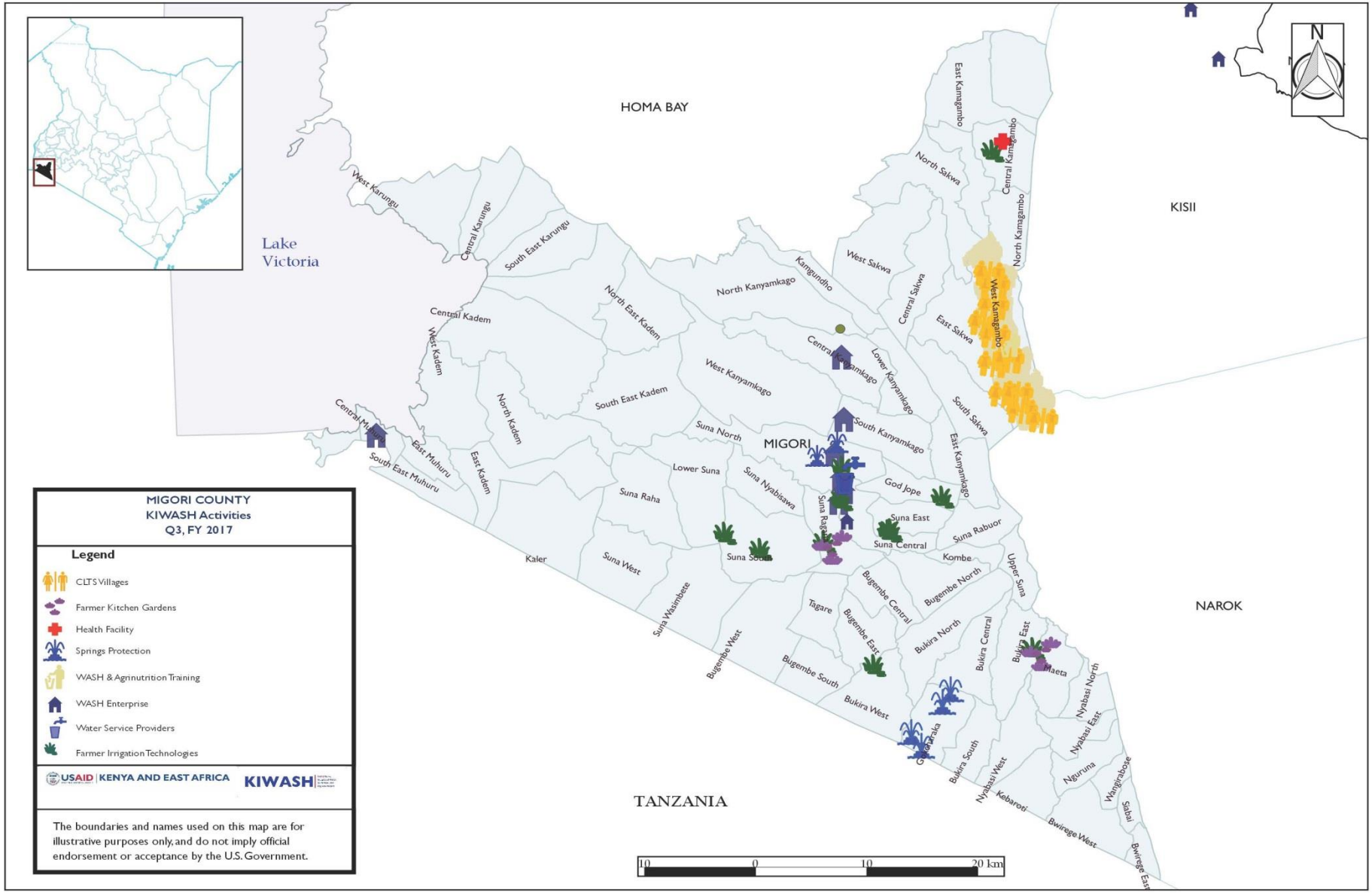
MIGORI COUNTY
KIWASH Activities
Q3, FY 2017
Legend
CLTS Villages
Farmer Kitchen Gardens
Health Facility
Springs Protection
WASH & Agrinutrition Training
WASH Enterprise
Water Service Providers
Farmer Irrigation Technologies
USAID | KENYA AND EAST AFRICA
KIWASH
The boundaries and names used on this map are for illustrative purposes only, and do not imply official endorsement or acceptance by the U.S. Government.
HOMA BAY
KISII
NAROK
TANZANIA
Lake Victoria
MIGORI
N
10 0 10 20 km
West Karungu
Central Karungu
South East Karungu
Central Kadem
West Kadem
North Kadem
East Kadem
North East Kadem
South East Kadem
Central Muhuru
East Muhuru
South East Muhuru
Kaler
Suna West
Suna Wasimbete
Bugembe West
Suna Raha
Lower Suna
Suna North
Suna Nyabisawa
Suna South
Suna Ragana
North Kanyamkago
West Kanyamkago
Kamgundho
Central Kanyamkago
Lower Kanyamkago
South Kanyamkago
East Kanyamkago
South Sakwa
East Sakwa
Central Sakwa
West Sakwa
North Sakwa
East Kamagambo
Central Kamagambo
North Kamagambo
West Kamagambo
God Jope
Suna East
Suna Central
Suna Rabuor
Kombe
Upper Suna
Bugembe North
Bugembe Central
Bugembe East
Bugembe South
Tagare
Bukira North
Bukira Central
Bukira East
Bukira West
Bukira South
Nyabasi West
Kebaroti
Bwirege West
Bwirege East
Nyabasi East
Nyabasi North
Maeta
Nguruna
Wangirabose
Siabai

ANNEX II - INFRASTRUCTURE PROJECTS

Firm	County	#	Project Name	Project Details	# People
FRAME	Busia	1	Malaba Kocholia Water Supply	Installation of 15km pipeline from Amukura to Muyanga to connect 4 reservoirs that are currently dormant as well are reach unserved customers rehabilitate one CFU that is currently not in use to increase treatment system capacity	10,000
		2	Sisenye Water Scheme	Re-lay 4km 8" line, 2.5, install non return valves.	5,500
		3	BUWASSCO WSP: Mundika Water Supply	Improve water storage, install master and consumer meters	8,480
FRAME	Kakamega	1	KACWASCO WSP: Kakamega town water supply	Construction of 150m^3 elevated storage tank at stand mboga on 10M high tower and install 3"UPVC class E dedicated 2.5Km line to serve target population. Source river Yala. Increased reliability of water supply and decreased pumping costs. Rehabilitation of Ekonyero - Ejinja Line. Source River Yala. Improved water supply to underserved and un-served users on the line and decreased NRW losses mainly commercial losses. Installation of water bypass line 10"x4" and lay 2.5Km length of pipe to reach the underserved and unserved parts of Kakamega town. It is intended that the existing fire hydrants will be sealed as they are being misused by water vendors. The works will involve construction of one main fire hydrant at milimani tanks. Eventually this will reduce NRW levels in the WSP	12,000
		2	KACWASCO WSP: Butere town supply	Relocation of new line at Butere upper market to Ikumira 2" UPVC class E, approximately 1km. Source is Boreholes. This project will improve hygiene conditions in the market through water access and create new connections and re-connections on the previous line. Repair and Reconstruction of 2" pipe network at Butere lower Market. This project will improve hygiene conditions in the market through water access and create new connections and re-connections on the previous line	2,500
		3	Khwisero North Community Water Supply Project	Construction of a 50m^3 water sump, procure and install 2" PVC pipes for a 3 km distance. Rehabilitation of the pipeline and sump at one of the source (Spring) will increase water supply and this will lead to more customers connecting. The enterprise is ready to further take a loan to invest in increasing a storage and expansion of the distribution line to reach more clients.	10,005

Firm	County	#	Project Name	Project Details	# People
		4	Kambiri water project	Rehabilitate intake points and main distribution line of the gravity scheme: Carry out minor repairs at the two intake points, procure and support installation of the main pipeline 6" for 8km 4" for 3 km 3' for 3km. Rehabilitation of the pipeline and source will ensure constant supply of water and reduce non-revenue water leading to more water available to connect more customers.	6,000
		5	Matunda Water Supply Project	Extension of 75mm-110mm Ø PVC class D trunk pipeline by 4km to reach the un-served in the peri-urban; Extension of 50mm Ø PVC class C by 2km; Construction of 2No. Water Kiosks; Supply and installation of 2No. 10,000 litres plastic tanks next to Water kiosks to increase hours of supply; and construction of 5No. standard lockable valve Chambers	7,500
		6	Soi Water Supply Project, Likuyani	Flush and pump test existing borehole at Seregea; Purchase and install submersible solar pump in ditto; Supply and install Solar submersible pump at St. Monica Mung'oma springs to pump 5m3/hr. against head of 120M; Erect 50,000 liters pressed steel tank on 6m tower in St. Monica Primary school; Replace 110mm Ø PVC class D trunk pipeline 2km damaged by road work; Extension of 50mm Ø PVC class C by 4km; and construction of 2 water kiosks. Construction of 6 standard lockable valve chambers. Overall Connection of water to unserved and underserved population mainly commercial and institution connections	15,000
LOSAI	Kisumu	1	Boya Community Water Supply	A 150 meter depth borehole, 14 M3 yield with 2 No. elevated 24 M3 (steel + Plastic) tanks pipeline extension project / enterprise. Currently having 602 individual connections and 5 institutional connections. To relocate 4 main distributions lines away from people's homes and connects new customers along the distribution line & also help reduce NRW. To further extend the pipeline network by 2km and construct 2No. water kiosk. Purchase and install 6 Zonal meters including meter chambers for the main distribution lines to help reduce on NRW. Purchase and install hybrid solar pump & solar panels to help reduce on the high cost of electricity and further enhance reliability of supply.	4,210
		2	Sondu Miriu Right Bank Community Water Supply	A water supply from a dam with a pre - fabricated treatment plant with elevated 20 m3 storage and pipeline extension. Currently having 50 HH Connections and 10 water kiosks and serving about 3000 people including institutions. Construct a 3 km pipeline extension to help increase coverage. To construct and install 100m^3 masonry ground tank (on elevated ground for gravity supply) for additional storage to enhance reliability of supply. To construct 2 additional water kiosks and install pre-paid meters. To purchase and install 2 No. 2.5m^3 plastic water storage tanks for the 2 water kiosks. Purchase additional 100 meters for individual and institutional connections.	2,950
		3	Ahero Catholic Water Project	Construction of 2 Km pipeline extension to increase coverage and to construct / install additional elevated storage tank of 20m3. Rehabilitate 2 water kiosks that are currently not functional and help install prepaid meters. Acquire purchase additional 100 Meters for individual and institutional connections	1,700

Firm	County	#	Project Name	Project Details	# People
		4	Masogo Water and Sanitation Company	A 140 meter depth borehole, 14 M3 yield with 1 No. elevated but leaking 24 M3 plastic tank with pipeline extension project / enterprise. Currently having about 40 HH Connections, 2kiosks and 2 Institutional connections serving approximately 800 people. Rehabilitate and relocate main distribution lines that were destroyed through road construction - 3 Km. Purchase and install a plastic tank to boost storage and steady supply - 20 m3. To construct 1 No. water kiosk. To purchase and install 1 No. 2.5m^3 plastic water storage tanks for the 1 water kiosk. Purchase addition 200 meters and Calibrate the existing meters	1,500
		5	Nyangoma Community Water Supply	A 170 meter depth borehole, 20 m3 yield with 2. No. elevated 24 m^3 plastic tank with pipeline extension project /enterprise. Currently serving 1. Construction of 4 Km pipeline extension to increase coverage and to construct / install additional elevated plastic storage tank of 10m3 and 2No water kiosks. 2. Purchase of 1 main meter and 4 zonal meters. Purchase of additional 100 meters for individual and institutional connections.	1,000
		6	KIWASCO WSP: Nyahera Mkendwa Scheme	4 water kiosks, extension of service mains, meters (consumer & bulk), large spring box	5,000
		7	KIWASCO WSP: Nyakach Water Scheme	Construction of 5No standard water kiosks, extension of service mains, buying of meters (consumer-500No and bulk-2No), Rehabilitation works on the inlet Chamber, Extensions in Network coverage by 3km, Completion of the Filter Media	8,750
LOSAI	Kitui	1	Musengo	Quantification of rehabilitation works for the existing system; rising main (4km), distribution System (Syathani – Musengo – Inyoeni Line) - 6km; installation of a solar energy generator at the bore hole to reduce pumping costs; investigate the state of the borehole equipment; pump and draw off pipes and make recommendations; design of new extensions: Kaumoni line (2.3 km), Kakumuti (4.7 km), Mwatate-Kyambiwa (1.9 km) with additional kiosks and reservoir(s)	10,000
		2	Ngandeni/Kaliku	Equipping of borehole & pipeline extension 28 cubic meters; New pump, rising main repair & extension pipelines (Ikoo-Imwatine)	4,565
		3	Kithambangii	Equipping of borehole & pipeline extension	2,500
		4	Tyaa river - Mwingi water supply scheme	Rehabilitation of the water supply scheme. Abstraction from a sand dam with a production of 100m3 per day.	5,000

Firm	County	#	Project Name	Project Details	# People
		5	Mitaani pipeline extension	Existing borehole with yield 37.9m3/hr (Kitui South, Mutha ward). Also serves 3,500 livestock	6,500
		6	Muamba pipeline	Existing borehole with yield 21.3m3/hr (Kitui South, Mutomo/Kibwea ward). Also serves 32,100 livestock	4,500
LOSAI	Makueni	1	Nzueni Borehole Self Help Group	A borehole water pump to increase pumping from 5 cubic meters to 9 cubic meters per hour and 1 km piping extension to Kwasombi Junction. Installation of pump, motor, and draw-off pipes at the borehole and 1 km 2 inch piping extension to Kwasombi Junction, with a water kiosk and storage tank	6,104
		2	Kanaan Kiboko B Self-help group, Kiboko ward, Kibwezi west sub county	Pipeline, elevated tank4km of 2" diameter pipeline, 12m³ plastic tank and a platform, a kiosk & 60 consumer meters	6,000
		3	MBOWASCO WSP: Rehabilitation of Mukundi scheme	Pipeline and network extension, WTP	3,000
		4	WOWASCO WSP: Wote-Kwa Kathoka-Kyemole pipeline extension	Pipeline extension	10,000
FRAME	Migori	1	Muhuru Community Water Supply (WISER)	Muhuru Community Water Supply was put up by the Community and has Lake Victoria as the water source. Uses Diesel generator has 100cubic meters storage and distribution tank, 2 conical treatment tanks, 2 water kiosks. Supplies about 500 HH through 2 water kiosks, connection to the nearby Muhuru health centre and WISER school.	1,600
		2	Rapogi Community Water Project	Rapogi Community Water Project is a fairly new water project developed by the county Government of Migori in 2014 and handed over to a community management committee to run. It has a 170 metre deep borehole and a spring , with a total yield of 15cubic metres, elevated 100 cubic metre steel tank .	1,100
		3	Midida Community Water Project	Located in Kanyamkago West, Midida water project was recently completed (2016) with support from the county government. An estimated 200 households use this water facility from the available 4 water kiosks. With improvements of the scheme, the project can adequately serve up to 4000 people. The water project is composed of 12 cu. m per hour yielding borehole complete with a submersible pump (solar powered) and 1.5 Km of pipeline (combination of sections of GI class B, PPR class E, PVC class D – all 2" diameter) and an	1,300

Firm	County	#	Project Name	Project Details	# People
				elevated 50 cu. m steel tank as storage and distribution facility. The system is functional with minimal leakages experienced.	
		4	Nyasare Water and sanitation Company	Nyasare Water and Sanitation Company started in 1984 as a community water project and later on transformed into a water company. Has both springs and borehole for water source. Serves parts of three sub counties; Suna East including Migori town, part of Suna West. Serves approximately 3,000 HH. 6km 2.5" pipeline extension (80 new connections), 100 water meter installation on existing lines and additional 4 water kiosks.	1,400
		5	Achuth Community Water Project	It is a borehole 110m deep with a yield of 8 cubic meters/hour. It is managed by Achuth Community Water Project Management committee. The water project consists of 110 meters depth borehole, a 50 cubic meters storage tank on 7m tower. Has 2km single supply line to Bware centre, Bware Secondary school and two water kiosks serving about 50HH. 6km 2.5" pipeline extension to connect 150 HH with water meters and construction of 4 additional water kiosks.	1,150
		6	Ndiwa Borehole Community Water Project	It was developed in 2007 but collapsed due to weak community project management. It is being revived by the County government of Migori. Storage a distribution water tank is being constructed. The borehole has a yield of 14 cubic metres and currently has water exuding without a pumping mechanism and serves about 300 people. Installation of an 80m lifts pump installation, 8km 2.5 " pipeline extension, to connect 160 HH with water meters and construction of 4 more water kiosks.	1,200
		7	MIWASCO WSP: Awendo Sare	Awendo Sare (town) and DC's Area piped water extension and connection will increase the population that will be reliably access safe water in sufficient quantity. Project objectives: increase pipeline extension and water connections to target households; monitor water use efficiency; improve revenue collection efficiency. Activities: pipeline extension from current 17km to 34km plus 200 HH connections.	8,000
SOBOCO N	Nyamira	1	Nyansiongo Water project (Option 2)	Construction of a 400m3/day CFU, Construction of 100m3 masonry clear water tank, Procurement and installation of 1 No. raw water pumping set (Q=45m3/hour, 37kw Motor and H=180m),Laying distribution lines about 6km,Installation of 250 No meters,4 No. water kiosk	14,000
		2	Machururiati Water Project	Source is borehole of 17m3/h is available with 10m^3 storage tank. But without distribution network. Construct 100m^3 storage tank, 2"dia uPVC pipeline of 6km length, 4 no. water kiosks.	3,200

Firm	County	#	Project Name	Project Details	# People
		3	Chaina Water Project	Supply and installation of 1-2.5" dia UPVC distribution pipeline of 1.8 km and 2 No. water kiosk,24m3 elevated plastic tank.	6,000
		4	Kianungu water project	This is diesel driven borehole pump with 20m3 elevated tank without any distribution network. Installation of solar system to be used instead of using diesel engine,2.5"dia pipeline extension of 6km length uPVC, 2 water kiosks, individual connectio-300 No.	3,600
		5	Ikonge community water project	Procure and install 2.5" PVC pipes for a 6 km distance, 100m^3 masonry tank, 4 water kiosks and 300 No. individual connections.	3,200
		6	Ekerenyo water Project	Protected spring with fully equipped pump-house and 100m3 masonry tank and 2 no. water kiosk but does not have pipeline to the consumers and water kiosk. Purpose is to convey water to end user point	7,000
SOBOCON	Siaya	1	Osieko Nambo WUA	Project draws it water from lake Victoria which is pumped into a raised tank then flow using gravity to the consumers. It is currently serving 200hh but has a potential to serve even more people. Installation/ piloting of prepaid water meters at water kiosks level, rehabilitation of pipeline mains and distribution lines, and increasing production capacity (Install solar panels to provide alternative power for pumping unit & storage tank).	3,200
		2	Chianda Ager borehole (North Uyoma -Rarieda - Sub county)	Equip Solar pump, 3 kiosks and pipe extensions. Borehole drilled and capped. Borehole yield 5m^3 per hour. Equipping Solar pump. Build 3 kiosks with 5000ltre tank atop. Do pipe extensions to the Kiosks	2,000
		3	Manyonge borehole (North Sakwa - Bondo Sub County)	Equip Solar pump, 3 kiosks, pipe extensions. Borehole drilled and capped. Borehole yield 4m3 per hour. Equipping Solar pump. Build 3 kiosks with 5000 liter tank atop. Do pipe extensions to the kiosks	2,000
		4	Asembo Ndori	There is need to relay the rising main to the tank in HDPE; 12-inch diameter to reduce the high NRW being caused by the frequent pipe busts on the rising main. The length to be laid is 4km. It is necessary to install additional air valves, non-return valves and bulk water meters to help monitor non-revenue water. No laboratory equipment to monitor quality. Purchase and equip quality control laboratory to enable water quality monitoring. Purchase a standby high lift pump and replace the aged duty pump to increase on operation and reduce on stoppage whenever there is a breakdown.	15,000

Firm	County	#	Project Name	Project Details	# People
		5	Bondo Water Supply	Bondo Water supply was established in 1957 with an intake at Yala River along Bondo – Siaya Road. The pumping was fuel (diesel) driven. In 1971, the system was augmented and the basins for coagulation constructed. This started the full treatment of water. The supply was meant to serve Bondo and her environments. In 2012 with the help of UN- Habitat, a conventional treatment plant was constructed and completed. Unfortunately, there was no provision for pump set hence the treatment plant remained under-utilized. The project was not formally handed over to the WSP. There is need to purchase a pump set up, redesign pump house, replace dilapidated pipeline with proper depth/poor quality materials, assist in addressing Suspected illegal connection:	20,000
		44			**255,214**

ANNEX III - SUCCESS STORIES AND SNAPSHOTS

USAID | KENYA AND EAST AFRICA
FROM THE AMERICAN PEOPLE

BEFORE & AFTER
Clean Water for Rural Communities

Kenyans protect water sources for healthier communities

For a long time, residents of Lukume location experienced challenges in getting sufficient water to use in their homes because their only water source, a spring was exposed to sediment pollution and fecal matter resulting in low yield and poor water quality.

USAID through the Kenya Integrated Water, Sanitation, and Hygiene (KIWASH) project developed a comprehensive program with community representatives and the Water Resources Management Authority (WRMA) to improve access to clean water and the ensure the sustainability of water sources.

Through these efforts, over 300 households in this village alone are now accessing improved water quality and quantity, and using less time to fetch water. Critically, the community has formed a spring management committee to lead in conservation efforts.

The spring in Malava is one of 44 springs under rehabilitation with USAID support to promote the conservation of water sources and ensure sustainability in water supply for rural families in Kenya.

Telling Our Story
U.S. Agency for International Development
Washington, DC 20523-1000
http://stories.usaid.gov

BEFORE In Lukume location, Malava sub-county, the main source of water for residents was in poor condition resulting in low yield and water quality. The spring was exposed to sediment pollution and fecal matter making the residents vulnerable to diarrheal disease from the contaminated water.

AFTER About 300 households are now accessing safe water from the spring. The water quality and quantity have improved and community members spend less time fetching water.

"It's fantastic! The water in now very clean and my 20 liter jerrycan now fills up in 20-30 seconds," says Leah, a community member.

ANNEX IV: SCHEDULE OF FUTURE EVENTS

DATE	LOCATION	ACTIVITY
July 2017	Nairobi City County	Workshop to review the CIDP and Strategic plan for Nairobi City County
July 2017	Makueni County	Water Sector policy development terms of reference, dialogue and plans
July 2017	Kisumu, Makueni, Kitui, Kakamega, Migori, Nyamira, Busia and Siaya	Report on capacity needs assessment and development of capacity building plan / road map
July 2017	Kakamega	Conduct citizen engagement forum between the WSP and the citizens
August	Kisumu, Makueni, Siaya, Busia, Kakamega, Migori, Nyamira	Facilitate County WASH forum meetings
August	Kisumu	Develop strategic plan for LVSWSB
August	Kakamega	Conduct PPCP training for selected WSP and county staff
August 2017	Makueni, Migori, Siaya, Busia and Kitui Counties	Commercial losses management training for the MBONIWASCO, KIMAWASCO, SIBOWASCO, KITWACO, BUSWASCO and MIWASCO staff members
August 2017	Makueni County	Benchmarking of WSPs with others in the Kenya (Embe WSP, NYAWASCO)
August 2017	Siaya	Train WSP staff on Water Quality management and testing and Waste Water Treatment and management
September 2017	Makueni County	Implementation of capacity enhancement Program
September 2017	Kisumu, Kakamega, Nyamira, Migori, Siaya, Busia, Makueni county	Joint Monitoring of all action plans
Sept 2017	Kisumu, Migori and Siaya	Workshop to review the draft ESHP

ANNEX V: LIST OF DELIVERABLE PRODUCTS

No.	Title	Date Submitted	Status
1	Contract Performance Monitoring Plan	October 28, 2015	Approved
2	Branding Implementation and Marking Plan	October 28, 2015	Approved
3	Annual Work Plan	November 28, 2015	Approved
4	Annual Performance Monitoring Plan	November 28, 2015	Approved
5	Process for Engagement	November 28, 2015	Approved
6	Coordination Plan	November 28, 2015	Approved
7	Environmental Mitigation and Monitoring Plan	November 28, 2015	Approved
8	Construction Plan	November 28, 2015	Approved
9	Procurement Plan	November 28, 2015	Approved
10	Grants Project Plan	November 28, 2015	Approved
11	Monitoring and Evaluation Plan	December 28, 2015	Approved
12	Gender Equality & Women's Empowerment Plan	December 28, 2015	Approved