USAID | KENYA AND EAST AFRICA
FROM THE AMERICAN PEOPLE

USAID Kenya Integrated Water, Sanitation and Hygiene Project

QUARTERLY PROGRESS REPORT #5 JANUARY – MARCH 2017

APRIL 2017

This publication was produced for review by the United States Agency for International Development. It was prepared by Development Alternatives, Inc.

USAID KENYA INTEGRATED WATER, SANITATION AND HYGIENE PROGRAM (KIWASH)

FY 2017, Q2 PROGRESS REPORT

JANUARY 1 – MARCH 31, 2017

Award No: AID-615-TO-15-00001

Prepared for Martin Mulongo, COR
United States Agency for International Development/Kenya
C/O American Embassy
United Nations Avenue, Gigiri
P.O. Box 629, Village Market 00621
Nairobi, Kenya

Prepared by
Development Alternatives, Inc.
7600 Wisconsin Avenue, Ste. 200
Bethesda, MD 20814

Cover photo: A young mother and her child in Kisumu County use a hand washing station. Credits: KIWASH

DISCLAIMER

The authors' views expressed in this report do not necessarily reflect the views of the United States Agency for International Development or the United States Government.

CONTENTS

ACRONYMS AND ABBREVIATIONS **3**

I. KIWASH EXECUTIVE SUMMARY **5**
Qualitative Impact 5
Quantitative Impact 7
Constraints and Opportunities 8
Subsequent Quarter's Work Plan ..... **Error! Bookmark not defined.**

II. KEY ACHIEVEMENTS (Qualitative Impact) **14**

ACCESS TO WATER **14**

SANITATION AND HYGIENE **16**

ACCESS to FINANCING/CREDIT FOR WASH **18**

AGRI-NUTRITION AND ADOPTION OF NEW TECHNOLOGIES **24**

GOVERNANCE AND POLICY **27**

ENVIRONMENTAL SUSTAINABILITY **29**

III. ACTIVITY PROGRESS (Quantitative Impact) **31**

IV. CONSTRAINTS AND OPPORTUNITIES **51**

V. PERFORMANCE MONITORING **52**

vI. PROGRESS ON GENDER STRATEGY **53**

VII. PROGRESS ON ENVIRONMENTAL MITIGATION AND MONITORING **54**

VIII. PROGRESS ON LINKS TO OTHER USAID PROGRAMS **54**

IX. PROGRESS ON LINKS WITH GOK AGENCIES **54**

X. PROGRESS ON USAID FORWARD **55**

XI. SUSTAINABILITY AND EXIT STRATEGY **55**

XII. GLOBAL DEVELOPMENT ALLIANCE (If Applicable) **55**

XIII. SUBSEQUENT QUARTER'S WORK PLAN **55**

XIV. FINANCIAL INFORMATION **60**
Cash Flow Report and Financial Projections (Pipeline Burn-Rate) 60

ANNEX I – COUNTY ACTIVITY MAPS **63**

ANNEX II - SUCCESS STORIES AND SNAPSHOTS **72**

Annex IiI: List of Deliverable Products **76**

ACRONYMS AND ABBREVIATIONS

BDS	Business Development Services
BCC	Behavior Change Communications
BWSC	Busia Water and Sewerage Company
CAP	Capacity and Performance
CBO	Community Based Organization
CEC	County Executive
CLTS	Community Led Total Sanitation
COE	Community Outreach and Education
EWA	Essential WASH Actions
ENA	Essential Nutrition Actions
FIRM	Financial Inclusion for Rural Microenterprises
GOK	Government of Kenya
GWASCO	Gussi Water and Sewerage Company
EMMP	Environmental Mitigation and Monitoring Plan
ICC	The Inter-agency Coordination Committee
KAVES	Kenya Agricultural Value Chain Enterprises
KBWS	Kakamega-Busia Water Supply
KIMAWASCO	Kibwezi-Makindu Water and Sewerage Company
KITWASCO	Kitui Water and Sanitation Company
KIWASCO	Kisumu Water and Sewerage Company
KIWASH	Kenya Integrated Water, Sanitation and Hygiene project
MCH	Maternal and Child Health
MCWSC	Migori County Water and Sanitation Company
MoU	Memorandum of Understanding
MUS	Multi-Use System
NGO	Non-Governmental Organization
NCWSC	Nairobi City Water and Sewerage Company
ODK	Open Data Kit NEMA National Environment Management Authority
PMP	Performance Monitoring Plan
RCMRD	Regional Centre for Mapping of Resources for Development
SCMP	Sub-catchment Management Plans
SIBO	Siaya Bondo Water and Sewerage Company
SOW	Statement of Work
S&R	Summary and Recommendations Report
TAMIS	Technical and Administrative Management Information System

USAID	United States Agency for International Development
USTWG	Urban Sanitation Technical Working Group
WOWASCO	Wote Water and Sewerage Company
WRMA	Water Resources Management Authority
WRUA	Water Resource Users Association
WSP	Water Service Provider
WASREB	Water Services Regulatory Board

I. KIWASH EXECUTIVE SUMMARY

The Kenya Integrated Water, Sanitation and Hygiene project (KIWASH) works to improve lives and health of 1 million Kenyan citizens in nine counties through the development and management of sustainable water, sanitation, hygiene and nutrition services. This is the fifth quarterly report of the project covering the period from January to March 2017.

Qualitative Impact

Training and capacity building for sustainability

Across the nine KIWASH counties, 404 WASH enterprise staff received on-site coaching and mentoring to put into practice the knowledge acquired from the first phase of classroom style training. As result of this capacity building, the enterprises made simple improvements to systems and management, resulting in 4,820 new beneficiaries accessing basic drinking water.

74 villages ready for ODF status declaration

KIWASH is focused on changing behaviors with the goal of helping families enjoy better health and prosperity by promoting actions such washing hands with soap after using the toilet and prior to handling food, using toilets instead of defecating in the open, and boiling and properly storing drinking water. By the end the quarter, 9,189 households established tippy taps for hand washing and are washing their hands at critical times, while 1,251 households constructed latrines using locally available materials. In addition, 74 villages were ready to be declared ODF free after verification.

In Q2, FY2017

- **26,429** people gained access to improved drinking water
- **6,255** people gained access to improved sanitation facilities
- **95** WASH businesses under incubation
- **11** WSPs strengthened to improve O&M, governance
- **11,462** people trained in Nutrition and WASH
- **86** demonstration farms established
- **643** household s installed kitchen gardens
- **600** safe water hygiene kits distributed

Integrating WASH and nutrition

In eight counties, KIWASH worked in partnership with the county ministries of health and agriculture to train 158 public health officers, nutritionists, home economics officers and agriculture extension officers to integrate WASH and nutrition interventions. These workers were equipped to pass key messages to households with pregnant or lactating women and children under age 2 on breastfeeding, nutrient-rich food, and proper hygiene practices. During this period, KIWASH reached 11,642 women and family members with health and nutrition messages.

Spring protection spurs access to drinking water

During the quarter, KIWASH promoted the conservation and sustainable use of water resources by protecting 29 springs and supporting seven Water Resource Users Associations (WRUAs) to establish strong spring management committees. The springs provide water used for drinking, household chores and irrigation. WRUAs are responsible for water resource management at the local level and KIWASH will continue assisting them to become more robust and relevant to their communities.

Over 17,173 people are accessing improved drinking water from these protected springs.

WSPs improve water service delivery after non-revenue water (NRW) reduction training

As a result of technical assistance, Mbooni Water and Sanitation Company in Makueni County was able to improve water supply services by connecting 46 new households, reopening eight kiosks and increasing water production by106 m^3/day. This has brought new access to basic drinking water for 2,925 additional people. The WSP monthly revenues have also increased from KES 250,000 in

December 2016 to KES 400,000 in March 2017. Further, Wote Water and Sanitation Company in Makueni County connected 100 new households benefiting more than 600 people.

Scaling up infrastructure projects

A Request for Proposals was issued for the preparation of detailed project designs and cost estimates for 44 water infrastructure projects with an estimated total capital cost of $3.48 million and which will result is 250,000 people gaining access to basic water services. The projects include:

- Extension and/or rehabilitation of transmission and distribution water mains to households, water kiosks and institutions
- Rehabilitation of water supply system elements; replacement of pumps with new energy efficient units
- Solar powered pumps for water supply systems and boreholes
- New or extension of borehole pipeline networks including water kiosks and storage tanks.

Of the total 44 projects, five are for WSP direct investments, 20 are for WASH enterprises direct investments, 13 are for county rural supply projects (direct investment), and six are for WSP Recoverable Grants. In parallel to this activity, county-based contractors were shortlisted for the works. Construction begins in April 2017.

Production of nutritious foods

Twenty one demonstration farms were established at lead farmer's homesteads to showcase various technologies for adoption by group and community members. As a result, 1,043 farmers were trained on establishing kitchen gardens and 643 kitchen gardens were established at the household level in eight counties. The kitchen garden technologies exhibited include keyhole gardens, multi-story gardens, recycled container gardens, moist and raised bed gardens.

KIWASH awarded a grant to Safe Produce Solutions Ltd, a Kenyan agribusiness to support 120 smallholder farmers in Kitui and Makueni counties to access appropriate irrigation technologies. Under the arrangement, the farmers were awarded a recoverable grant for the purchase and installation of energy and water-efficient irrigation equipment, including solar pumps, open drip irrigation kits and 1,000-liter storage tanks.

Strengthening County WASH Forum

KIWASH collaborated with the technical teams of the respective county governments of Busia, Kakamega, Kisumu, Migori, Nyamira, Siaya, Kitui and Makueni in conducting the technical assessments and survey for the proposed infrastructure works for the WASH enterprises. In the case of Nairobi, this was executed in collaboration with Nairobi City Water & Sewerage Company (NCWSC), which is the mandated institution for water and sanitation service provision throughout the entire county. This linkage with governmental agencies was necessary for strengthening the working relationship between KIWASH and the leadership of respective county governments.

Commercial bank training on the USAID DCA guarantee and water sector financing

Training on water sector financing was delivered to Cooperative Bank staff on March 16-17 in Nairobi. The goal of the training was to provide bank staff with the context and guidelines for financing the water sector and the USAID Development Credit Authority (DCA) guarantee. Twenty-one staff (7 women, 14 men) participated in the training and included regional managers, credit analysts, legal officers, relationship managers and business bankers.

Quantitative Impact

Some quantitative achievements during the quarter include:

- Through technical and infrastructural support to WSPs, WASH enterprises and local WRUAs this quarter, 26,429 people now have access to basic drinking water. This is exceeds KIWASH's quarterly target of 15,000 people by 76 percent.
- 95 WASH enterprises and 404 staff were coached and mentored on business management.
- 29 springs were protected and seven Water Resource Users Associations (WRUAs) supported to establish strong spring management committees. Over 17,173 people are accessing improved drinking water from these springs.
- 158 public health officers, nutritionists, home economics officers and agriculture extension officers were trained on integrating WASH and nutrition interventions.
- 11,642 women and family members reached with health and nutrition messages.
- 9,189 households established tippy taps for hand washing.
- 1,251 households constructed latrines using locally available materials and 74 villages were ready to be declared ODF free after verification.
- 21 demonstration farms were established at lead farmer's homesteads for showcasing various technologies for adoption by group and community members.
- 1,043 farmers were trained on establishing kitchen gardens and 643 kitchen gardens were established at the household level in eight counties.
- Three Water Service Providers (KIWASCO, KITWASCO and KIMWASCO) and 39 officers (10 women, 29 men) received training on *gender equality mainstreaming in the water sector.*
- 39 board of directors and corporate management team of WSPs (10 women, 29 men) received training on good corporate governance.

KIWASH PERFORMANCE INDICATORS

Performance Indicators	Year 2 Annual Targets	Quarter 1 Actuals	Quarter 2 Actuals	Cumulative to date
Cross-cutting IND 1. (HL 8.1-1) Number of people gaining access to basic drinking water services in target counties as a result of USG assistance.	135,234	751	26,429	27,180
Cross-cutting IND 2 (HL 8.2-2) Number of people gaining access to a basic sanitation service in target countries as a result of USG assistance.	47,000	1,570	6,255	7,825
Cross-Cutting IND 3 (HL 8.2-1) Number of communities verified as ODF with a monitoring plan with USG assistance.	70	0	74	74
Cross-Cutting IND 4 (HL 8.1.3) Number of people with improved service quality from an existing/safely managed drinking water service through USG assistance.	100,000	0	2,649	2,649

Performance Indicators	Year 2 Annual Targets	Quarter 1 Actuals	Quarter 2 Actuals	Cumulative to date
Custom Output IND 3.1 Number of individuals who have received USG-supported WASH training who have also received nutrition training.	36,000	105	11,357	11,462
Custom Output IND 3.2 Number of people who benefit from Multiple Use Services (MUS) with domestic & productive needs met in an integrated and efficient way.	36,000	22	2,860	2,882
Custom Output IND 4.1 Number of households and farms who apply improved technologies or practices as a result of USG assistance for household consumption of nutrient dense, diverse foods.	12,000	25	643	668
Custom Output IND 6.1 Number of service provider staff trained for improved service provision.	100	383	82	465
Custom Output IND 6.2 Number of sector stakeholders receiving TA for improved monitoring & evaluation, reporting, and accountability	30	116	93	209
Custom Output IND 1.2 Number of people benefiting from Public-Private Partnerships in the WASH sector.	30,000	0	0	0
Output IND 1.3 Number of new USG-supported public-private partnerships (PPPs) formed.	3	0	0	0
Output IND 2.1 (EG 4.2-1) Number of clients benefiting from financial services provided through USG-assisted financial intermediaries, including non-financial institutions or actors.	8	0	1	1

Constraints and Opportunities

Challenge/opportunity	Actions taken or recommendations to address the challenges
Most WASH enterprises lack the necessary operating licenses to carry out their respective businesses.	The ongoing coaching and mentoring support by KIWASH includes identifying the required types of registration and licensing and helping the WASH enterprises to obtain them e.g. registration as Water User Associations (WUAs), obtaining business permits from county governments.
Governance, leadership and management of WSPs still remains a major opportunity for KIWASH engagement.	Governance, leadership and management of WSPs and rural water projects remain a key challenge. The new rural projects to be supported for infrastructure development will need support and capacity building. Most of the rural projects management

Challenge/opportunity	Actions taken or recommendations to address the challenges
	committees are appointed on a political basis and not merit.
High cost of electricity that raises the production cost for most of the water enterprises, thereby limiting their ability to cover O&M costs and ability to expand services.	KIWASH is encouraging and supporting a number of WASH enterprises to install hybrid solar and electricity pumping systems to ensure steady supply of water and further reduce production costs.
Rural water management remains a major challenge since schemes go into disrepair within months after completion.	KIWASH in partnership with WASREB is developing a Rural Water Management Framework. The process will include identifying rural water governance trends in selected counties by looking at achievements, challenges and opportunities. This will strengthen policy and legislative reform to facilitate investments in the rural water management.
Lack of clear structures for some of the WASH enterprises, especially those that are communally owned, to operate and manage their businesses in a professional manner.	The ongoing capacity development support by KIWASH presents an opportunity for the WASH enterprises to professionalize their operations in order to enhance their sustainability.
The majority of small to medium-size WASH enterprises in the nine counties lack the professional business skills required to attract financing for expansion or improvement of their businesses.	KIWASH's capacity building support is aimed at improving the operations of the WASH enterprises. Some of them have been proposed for an injection of direct infrastructure grants which, when coupled with the improved operations, should enhance their creditworthiness either for recoverable grants or commercial financing in the near future.
CLTS data reporting is a challenge in the target counties.	Training on CLTS data reporting tools underway for sub county WASH officers and staff.
Rallying sector players to work together in achieving common health goal is constrained by the existing parallel systems in government.	KIWASH resolved to working with existing structures that promote intersectoral action e.g using community health staff/CHVs in planning, implementing, monitoring of WASH, nutrition and household agricultural production.
Reduced work force in government sector players. Existing staff are overwhelmed by requests to implement and monitor project-based activities alongside the regular Government work.	To tackle the challenge, KIWASH is increasingly encouraging use of volunteers to bridge the gap in labor force, e.g in CLTS implementation. KIWASH is using community champions to spur progress. Similarly, a household mapping exercise is conducted by volunteers alongside the CHVs.
Recent assessment of WASH status in health facilities shows deplorable coverage. Software WASH components should be complemented with infrastructure for meaningful health gains but AMEP indicators measure access at the household level, limiting possibilities for WASH investments.	Cognizant of AMEP requirements, KIWASH is redesigning the scope of WASH in health facilities to include communal water kiosk where applicable.
Low debt service capacity among KIWASH utilities. For example, Kakamega, while willing to take on commercial finance, they have a debt of KES 5.2 billion from a Water Service Board loan and are required to start paying KES million per month from June 2017, yet they only collect 19 million per month.	Working with the utility to see if they can identify small projects that can significantly increase revenues.

Subsequent Quarter's Work Plan

KIWASH will undertake the following activities in the next quarter:

Task 1.1 – Provide business development services for WASH services and products

- Continue with the coaching and mentoring support to target WASH Enterprises to help strengthen their business operations.
- Conduct training of WASH Enterprises in Financial and Business Management, including Staff Management, to strengthen their business operations for improved and expanded services.
- Conduct a Capacity and Performance (CAP) assessment for 95 WASH Enterprises to establish the baseline for key performance indicators defined by AMEP.
- Develop additional modules for training the WASH Enterprises as outlined in the Capacity Development Action Plan.
- Provide coaching and mentoring support for WASH Enterprises to strengthen their business operations and provide linkages to finance for improved and expanded services.
- Initiate Public Private Partnerships (PPPs) in all target counties and identify enterprises that will be engaged for PPPs.

Task 1.2: Scale up sanitation, sanitation marketing, and hygiene promotion

- Assist county governments to design and rollout sanitation and hygiene promotion campaigns linked to their CLTS programs
- Continue market surveys of sanitation and hygiene products to identify gaps in the supply chains
- Assist sanitation providers to design and test approaches for marketing of sanitation services and products linked to county efforts to improve sanitation and hygiene
- Develop and implement a marketing strategy for available sanitation and hygiene options (i.e. a marketing mix on products, place, promotion and price)
- Support identification and capacity building of sanitation supply actors (masons) on construction of appropriate sanitation options
- Support identification and capacity building of sanitation supply actors (masons) on construction of appropriate sanitation options. Target = 70 masons
- Support selected villages and/or wards in delivering open defecation free status through appropriate sanitation and hygiene approaches
- Support provision of improved sanitation facilities in selected institutional settings
- Design sanitation and hygiene BCC materials to compliment efforts in sanitation campaign
- Support selected villages and/or wards in delivering open defecation free status through appropriate sanitation and hygiene approaches

Task 1.3 – Introduce and Promote Low Cost Sanitation Products and Services

- Continue with identification and promotion of low cost sanitation products and services to spur their uptake/ scale up due to the catalyzed market.
- Identify and incubate WASH enterprises that produce and/ or sell sanitation products to improve their business operations and sales.

- Strengthen the sanitation supply chain to increase demand and uptake of the identified low cost sanitation products and services.

Task 1.4 – Strengthen the effective monitoring and evaluation (M&E) of WASH

- Conduct a Capacity and Performance (CAP) assessment for 95 WASH Enterprises to establish baselines for the key performance indicators defined by AMEP.
- Continue supporting the WASH Enterprises inculcate a culture of monitoring their progress and performance on key parameters / indicators

Task 2.2: Assist WSPs to improve operations and financial performance

- Assist WSP boards of directors and corporate management teams to understand and apply good governance practices that guide the company to improved operational and financial performance and establish clear indicators of success
- Conduct gender equality mainstreaming training and support the development of WSP department level plans to apply gender equality mainstreaming into WSP policies, practices and procedures
- Provide manual templates for operations, finance, human resources and customer service, and support WSPs in adapting these manuals to their operations

Task 2.3: Assist WSPs develop investment strategies that will substantially expand coverage

- Assist WSPs to develop and implement market assessments in targeted areas to understand the willingness and potential for paid-for water and sanitation services
- Assist WSPs to develop investment proposals for development partners and commercial banks to expand coverage
- Link WSPs to the Development Credit Authority (DCA) and other financing facilities and mechanisms
- Integrate gender equality mainstreaming into the market assessment instruments and analyses, and into the development and implementation of community outreach and education programs

Task 3.1: Integrated and promote essential nutrition and WASH interventions

- Complete the development and pilot an integrated WASH and nutrition training guide tailored to county needs in collaboration with APHIA partners and MOH
- Following the training guide, conduct training-of-trainers refresher courses for community health workers, nutritionists, and other key groups at the county level
- Cascade integrated WASH/Nutrition training to CHV's and village resource persons in target counties. Target =200 people
- Support the strengthening of community health structures (e.g. mother support groups and CU's) to enhance delivery of ENA and EWA interventions
- Design of BCC materials with integrated WASH/Nutrition actions

Task 3.2: Improve integration of WASH, MCH and nutrition services

- Develop targeted EWA job aids to reinforce training efforts on best practices
- Support the introduction of EWA in ORT corners at health facilities and clinics
- Design WASH promotion kits and distribution programs

- Conduct training on essential WASH and nutrition actions for health care providers in MCH facilities
- Work with trained MCH staff/CHVs to promote nutrition and WASH/health educational talks to expectant mothers and care givers during ANC/PNC visits

Task 3.3: Strengthened evidence base and programming guidance for coordinated WASH-nutrition programming

- Support convening of the nutrition technical working groups in the counties where they exist.
- Together with UNICEF and other Partners in the WASH forum, explore the possibility of establishing 1 or 2 WASH Hubs at the County level to assist in coordination of WASH/CLTS activities in the county.

Task 4.1: Increased access to water for agricultural productivity

- Work with county agriculture departments, USAID projects and other partners to continue to mobilize and identify farmers and introduce Irrigation technologies and Kitchen gardening to them.
- Conduct farmer field surveys to establish the suitability of the selected sites and farmer groups for MUS interventions.
- Establish demonstration sites to show case irrigation technologies and promote local adoption at identified health facilities and in the community through lead farmers.
- Organize training workshops for farmers on good agricultural practices and link them to irrigation technology suppliers.
- Procure irrigation equipment and supplies and through the identified irrigation suppliers have them installed for farmers to increase the production of nutrient dense foods under the recoverable grants program.

Task 4.2: Deliver nutrition messaging to promote preparation and consumption of nutrient-dense and diverse foods

- Organize farmer extension and outreach services through selected farmer groups to provide WASH, nutrition and health talks at demonstration sites to promote nutritious food production and consumption.

Task 4.3: Provide agricultural training and support services

- Conduct training for agricultural extension workers for provision of follow up services to KIWASH targeted farmers in locations without FTF support.
- Collaborate with county departments and partners to conduct agricultural field days and trade fairs to promote best practices and adoption of irrigation technologies, and facilitate input and output market linkages.
- Convene county level agriculture coordination meetings. KIWASH will fund at least one meeting per county (where applicable) on an annual basis. These are usually conducted on a quarterly basis and supported by partners present in the county.

Task 5.2: Integrate fecal sludge management with sanitation services

- Identify additional innovative models that can effectively and efficiently enhance the use of fecal sludge to byproducts like fertilizers and /or bio gas, etc.
- Strengthen the capacity of manual pit emptiers to allow them to get formal recognition and improve safety of their operations.

Task 6.1: Strengthening local governance and management

- Conduct corporate governance training for SIBOWASCO board of directors
- Citizen dialogue meeting implemented to improve stakeholder relations and clarify roles and expectations
- Support Development of Strategic Plan for KIWASCO, MIWASCO and KACWASCO
- Assist county governments and the institutional partners in developing/updating monitoring and evaluation tools for effective resource allocation and management.
- Assist county governments in creating and rolling out citizen engagement forums.
- Host one WASH Network meeting in Kisumu, Kakamega, Busia, Nyamira, Migori and Siaya.

Task 6.2: Promote public-private community partnerships for better WASH services delivery

- Conduct training for County Government and WSP staff on the development, facilitation and management of PPCPs in at least four counties.

Task 7.1: Assist with WASH sector transition to devolution

- Sensitize WSPs and county governments on unbundling of roles and devolution of water services by demystifying myths around the provisions listed in Schedule 4 of the COK 2010
- Sensitize and support the County Governments and the WSPs to unbundle and understand the Water Act 2016.

Task 7.2: Support selected WASH sector policy reforms

- Support County governments to review, develop and adopt Water Policy and legislation
- Support county governments to review, develop adopt Environmental Health and Sanitation Policy and Legislation
- Conduct stakeholder workshops for public participation in development of water bill for Kisumu and Nyamira Counties

Task 7.3: Support USAID program learning

- Conduct an annual forum for reporting KIWASH implementation progress.
- Support Makueni, Kitui and Nyamira Counties set and develop their County specific WASH networks

II. KEY ACHIEVEMENTS (QUALITATIVE IMPACT)

ACCESS TO WATER

KIWASH's approach to increasing access to clean water and sanitation services for Kenyan households focuses on building market-led, commercially viable WASH service delivery models. One of KIWASH's primary strategies is to effectively engage diverse private sector actors in the delivery of water and sanitation services. Therefore, KIWASH is targeting a minimum of 200 WASH enterprises to professionalize and strengthen their operations through training and mentoring on business and financial planning, customer services and product development, technical operations and administration.

During the period under review, KIWASH continued to work with the initial group of 95 WASH enterprises under business incubation and an additional 12 enterprises are under assessment for incorporation into the training program. Of the 12 new enterprises, three provide sanitation services, seven provide water, and two provide both sanitation and water services.

Training, mentoring and coaching for WASH enterprise staff

Across the nine KIWASH counties, 95 WASH enterprises received on-site coaching and mentoring to put into practice the knowledge acquired from the first phase of classroom trainings on *Water Sector Reforms & Right to Water* and *Know Your Customer & Introduction to Marketing*. The coaching and mentoring support focused on improving customer care services and marketing outreach, improving operation and maintenance, enhancing revenue collection, monitoring performance and upgrading the registration status of these enterprises in order to secure legal recognition and increase their mandate of carrying out WASH services.

To date, a total of 404 enterprise staff receive support from the coaching and mentoring provided by KIWASH. The enterprises have already begun to demonstrate notable progress on key performance parameters, including increase in the number of customers, increase in revenues, improvements in customer care and outreach, and registration as legal entities.

The mentorship, coaching and trainings are designed to strengthen the capacities of these enterprises to deliver effective and efficient WASH services to existing and new beneficiaries. Consequently, 4,820 new beneficiaries accessed basic drinking during the quarter. The graph below gives a breakdown of the new beneficiaries accessing basic drinking water by county and the number of personnel trained.

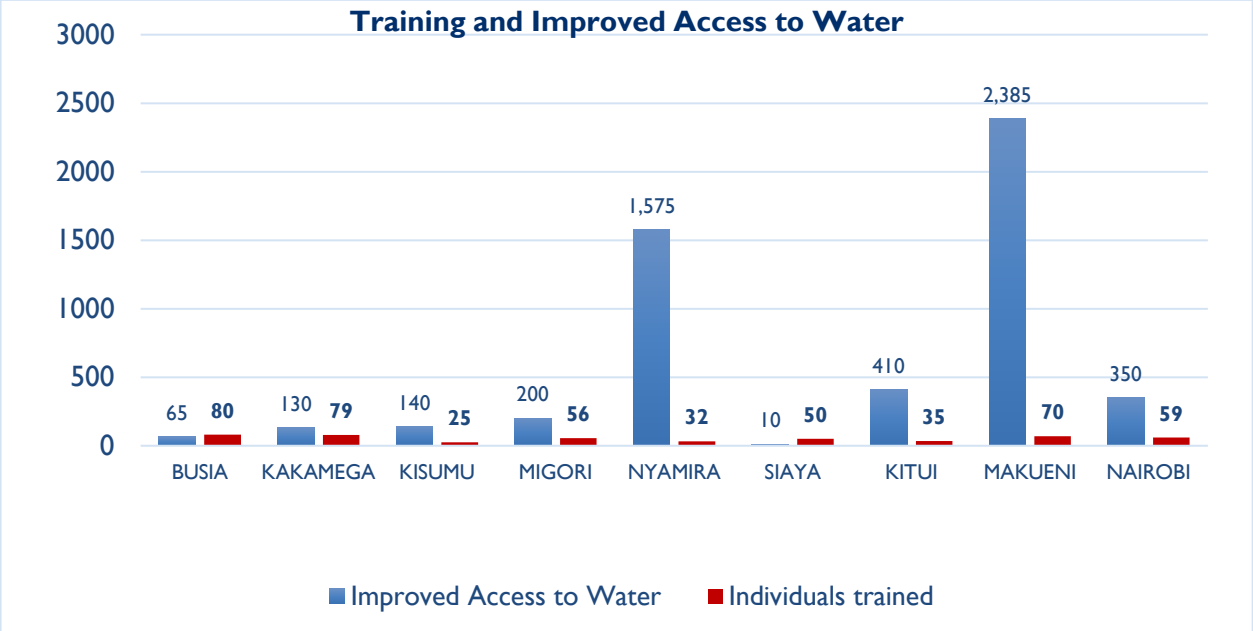

Capacity Development Implementation Plans finalized and signed

Following the successful selection and assessment of the 95 enterprises, KIWASH provided technical assistance in drafting and refining capacity development plans (CDP) for each enterprise. The signed plans formed the basis upon which KIWASH commenced capacity development activities for each enterprise.

The analysis of WASH enterprises for capacity gaps will be continuous as KIWASH continues to identify additional enterprises to support. This quarter, KIWASH conducted a gap analysis for Khwisero Community Water Supply, in Kakamega County. The exercise identified existing capacity needs/gaps and established baselines for monitoring performance.

Infrastructure support

Infrastructure support to WASH enterprises and utilities complements the capacity building efforts and helps increase their ability to reach more beneficiaries with basic drinking water services. The investments include:

- Construction of water kiosks
- Provision of consumer meters
- Extension of pipe networks
- Provision of water tanks
- Installation of solar pumps
- Installation of fluoride treatment systems

This quarter, technical assessments were carried out for 36 enterprises as follows: Busia 4, Kakamega 4, Kisumu 6, Kitui 2, Makueni 6, Migori 6, Nairobi 2, Nyamira 4 and Siaya 3. The assessments revealed that the majority of enterprises have strong potential to expand services to a significant number of new beneficiaries. Designs for the proposed infrastructure work are under development and construction will begin in April 2017. These direct investments will increase access to clean drinking water for more than 130,000 people.

Spring Protection

KIWASH worked with WRUAS to identify and protect springs in order to provide safe drinking water to communities. This quarter, 29 spring protection projects in five counties were completed, resulting in increased basic drinking water to a total of 17,173 beneficiaries (8,775 women, 8,398 women). The table below shows a breakdown of people benefiting across the counties.

County	No. of Springs	Female Beneficiaries	Male Beneficiaries
Busia		0	0
Kakamega	10	3,265	3,155
Kisumu	2	692	659
Kitui	0	0	0
Makueni	0	0	0
Migori	4	1195	1138
Nairobi	0	0	0
Nyamira	6	1,639	1,562
Siaya	7	1,984	1,884
Total	**29**	**8,775**	**8,398**

Water Services Providers (WSP)

In Makueni, KIWASH supported Makutano/Sinai to increase lines, community points and household connections by promoting line sponsorships. In Nairobi, community outreach education led to

increased demand for prepaid water dispensers in Mukuru Kayaba, Mji WA Huruma, Githogoro, Gituamba, Kahawa Soweto, Kiambiyu, Mathare, Mukuru Hazina and Bangladesh, subsequently leading to increased connections and beneficiaries, as indicated below.

County	Female Beneficiaries	Male Beneficiaries
Makueni	1,498	1,427
Nairobi	1,941	1,849
Total	**3,439**	**3,276**

SANITATION AND HYGIENE

Community Led Total Sanitation

KIWASH improves access to sanitation and hygiene by using the Community Led Total Sanitation and Sanitation Marketing (CLTS) approach that encourages communities to take action to build toilets and observe hygiene practices. The project is working with the ministries of health (MOHs) at the county level to achieve Open Defecation Free communities (ODF) in at least 200 villages. During triggering, each family is sensitized on the importance of observing hygiene, having adequate toilet facilities, and setting up handwashing stations in the home.

To date, CLTS programs were triggered in 265 villages across eight counties, with 134 triggered during the quarter. Seventy-four villages in five counties are now claiming ODF status, pending verification by a third party. This has already resulted in 1,251 households (6,255 people) now accessing improved sanitation facilities. In addition, 9,189 households established handwashing facilities.

The table below summarizes CLTS progress:

County	No. Villages triggered	Total Population	Total HHs	HHs without latrines (baseline)	New HHs with latrines	HHs without Handwashing (baseline)	New HHs with Handwashing	Villages Claiming ODF
Kisumu	25	7,109	1,558	260	232	1,132	996	12
Nyamira	26	9,780	2,215	270	90	1,600	854	0
Kitui	25	6,485	1,240	242	139	929	706	0
Kakamega	35	24,293	5,002	258	75	3372	2,442	5
Migori	29	12,198	2,204	560	300	975	759	11
Siaya	100	27,712	6,822	2,153	374	5,768	2,811	34
Makueni	25	5,621	1,229	64	41	821	621	12
TOTAL	**265**	**93,198**	**20,270**	**3,807**	**1,251**	**14,597**	**9,189**	**74**

Sanitation marketing

During the reporting period, EXP Social Marketing developed an integrated WASH and Nutrition Behavior Change Communications Strategy detailing key message areas, target audience, approach and indicative communication support materials. An integrated face-to-face campaign is being mounted in the target counties and will be anchored on "edutainment" and delivered through various interactive mediums. This campaign seeks to create awareness on the need to practice

appropriate WASH behaviors and address barriers both at communal and personal levels. It will include an awareness phase and a barrier neutralization phase.

Based on the findings of the formative studies conducted at the beginning of the program, EXP will initiate one overall campaign theme across the KIWASH target counties, with specific renditions and sub messages for each cluster.

Commercial marketing principles that consider the sanitation supply chain and product principles are fast tracked and appropriately established to compliment the demand created during the BCC campaign. Scalable models for establishing sanitation supply chain will be adopted and will include:

1. Development of an inventory of available sanitation products in each of the target counties with respect to location and the existing vendors.
2. Identification and definition of the available market actors involved in the sanitation supply chain i.e. product stockists, retailers, manufacturers, financiers, consumers etc.
3. Exploring options for working with local distributors such as hardware stores, organized social networks such as CHV groups, health care support groups, farmer groups, water management committees or other organized platforms such as other USAID projects that promote youth employability.

Options/models within the sanitation value chain that were identified by DIG during the initial market survey are currently being supported by the WASH enterprise incubation program. These models include Decentralized Treatment Facilities (DTFs), which are viable for small towns and can contribute towards improved sanitation targets. Other models for consideration include bio-centers, Midway Transfer Points and full sanitation value chain options that are promoted by entities such as SANERGY and SANIVATION. Such models will be explored further for scalability and acceptability.

Integration and Promotion of Essential Nutrition and WASH Actions

KIWASH is working with the county ministries of health, agriculture and water to promote essential WASH and nutrition actions as part of an integrated approach to positively impact health outcomes and achieve sustainable reductions in under-nutrition in the nine counties. The integrated approach entails the promotion of Essential WASH Actions (handwashing with soap at critical times, treatment and safe storage of water, safe disposal of feces, and food hygiene) and Essential Nutrition Actions (healthy maternal nutrition, exclusive breastfeeding for infants 0-6 months, healthy complementary feeding for children 6-24 months, and feeding a sick child during and after illness).

KIWASH's approach to improving integration of WASH, MCH and nutrition services includes:

- Developing a training guide and building the capacity of county officials to promote EWAs and ENAs at the institutional and community level
- Equipping ORT corners in health facilities and centers so that mothers can easily access health and nutrition education and counseling
- Strengthening community health structures (e.g. mother support groups) to enhance nutrition and WASH interventions for better health

Integrated WASH and nutrition training guide completed

The integrated WASH and nutrition training guide was completed and piloted in all nine counties in collaboration with staff of the counties ministries of health and agriculture. The guide is used for training-of-trainers classes targeting ministry staff, who will in turn cascade the training to the community and household level to support behavior and social change in WASH and nutrition practices.

Scaling-up training and sensitization

- 158 county staff including public health officers, nutritionists, home economics officers and agriculture extension officers received refresher training on integrated WASH, nutrition and agriculture using the KIWASH guide. The participants prepared action plans to undertake essential WASH and nutrition interventions and to promote agricultural technologies. The participants also committed to increase support for these actions at the county government level.

- 11,357 households were mapped and initiated integrated WASH and nutrition training in the nine counties. The information collected serves as a benchmark to formulate integrated interventions to stimulate desired behavior change around WASH, nutrition and agricultural practices.

- Three mother support groups comprising of pregnant and lactating mothers were formed in Ngangani and Yiia Itune villages in Makueni County and in Kauwi, Kitui County. The groups are self-driven and meet twice in a week to learn and share experiences on important health messages.

- More than 350 mothers were reached with health messages such as hygiene and sanitation, treatment and safe storage of drinking water, food hygiene as well as infant and young child feeding practices.

- 600 safe water and hygiene kits were distributed to mothers and caregivers attending ante-natal and post natal care services. The hygiene kit package comprises a hand washing bucket, soap, water guard and 20-liter water storage container. Caregivers/mothers interact with nursing staff and community health workers to highlight WASH and nutrition practices in communities, and actions that promote positive behaviors in households.

Designing of BCC materials with integrated WASH/Nutrition actions

Alongside EXP's work on the development of job aids to support behavior change campaigns, KIWASH developed a job aid and guide for CHVs in community outreach with the mother support groups and on house-to-house visits. Community-level testing of the guide and job aids completed during the quarter, and the tool will be implemented in the following quarter.

Establishing ORT corners at health facilities

- A total of 10 ORT corners were established in 10 health facilities in eight counties. The ORT corner is a designated area within a health facility where children with diarrheal disease are assessed and primary therapies for dehydration are administered. All established corners were located at the MCH section of the facilities. The ORT corner contains equipment, commodities and supplies used in diarrhea management.

ACCESS TO FINANCING/CREDIT FOR WASH

During the quarter, KIWASH continued to provide ongoing support to the 11 water service providers (WSPs) to enhance their ability to access financing that expand and improve WASH services. The majority of these WSPs are not yet at a point where they can access finance and KIWASH therefore provides specialized technical assistance to address weak performance areas identified through capacity assessments. The assessments resulted in summary and recommendations reports (S&R) and scopes of work for KIWASH interventions with each utility. The scope of work outlines areas where KIWASH will provide technical support to each WSP to enhance outreach and performance, and thus increase their potential to access debt or equity financing.

KIWASH WSP Partners

Western Counties	Eastern Counties
1. **Busia** Water and Sewerage Company (BUWASCO)	8. **Kibwezi-Makindu** Water and Sewerage Company (KIMAWASCO)
2. **Gulf and Nyanas** Water and Sewerage Companies (Kisumu County)	9. **Kitui** Water and Sewerage Company (KITUASCO)
3. **Gussi** Water and Sewerage Company (GWASCO) – Nyamira County	10. **Nairobi** City Water and Sewerage Company (NCWSC)
4. **Kakamega** Water and Sewerage Company (KAKWASCO)	11. **Wote** Water and Sewerage Company (WOWASCO)
5. **Kisumu** Water and Sewerage Company (KIWASCO)	
6. **Migori** County Water and Sewerage Company (MIWASCO)	
7. **Siaya-Bondo** Water and Sewerage Company (SIBO)	

During the quarter, KIWASH worked with the WSPs and their board of directors to prioritize actions and strategies for improved financial and operational performance, regulatory compliance and identification of investments that improve the likelihood of equity and debt financing. Key activities included:

Improving operations and financial performance

Corporate governance training

KIWASH's training on corporate governance introduces core principles of good governance including leadership, appointments, strategy, vision and values, structure, checks and balances, internal control procedures, risk management, and compliance, among others. To date, a total of nine out of the 11 WSPs completed the corporate governance training. During this quarter, three corporate governance workshops were implemented as follows:

- Nairobi City Water and Sewerage Company – On January 16-20, KIWASH conducted a Corporate Governance and Enterprise Risk Management Workshop for board members and staff. The aim of the workshop was to analyze the company's risk framework, establish board performance benchmarks for the year, and discuss best corporate governance practices. Nine board members, eight directors and nine managers attended the workshop. Key outcomes from the workshop included work plans in the areas of governance, strategic planning, gender equality mainstreaming, community outreach and education, and investment proposal development.
- Kitui & Kiambere-Mwingi Water and Sanitation Company (KITWASCO and KIMWASCO) – KIWASH facilitated a four-day training bringing together 23 participants from the two utilities, four from the Kitui County government and two from the Tanathi Water Service Board. The WSPs committed to ensuring that board evaluation tools are in place to comply with all regulatory requirements, they collaborate with WASREB and Tana Water Service Board on these issues, and develop risk management plans.
- Kisumu Water and Sewerage Company – This training targeted the Board of Directors and corporate management team with the aim of reviewing the strategic plan which expired in 2016 and formulating a new five-year strategy. The board committed working with KIWASH on formulating key policies on resource mobilization, succession and risk management.

Gender equality mainstreaming

Gender equality mainstreaming training was included all the corporate governance trainings conducted during this reporting period, with the following results:

- Nairobi Water committed to formalize the appointment of a gender focal point. A situational analysis on gender equality through face-to-face consultations with functional directors and staff provided a valuable opportunity to involve staff in thinking through why gender mainstreaming is important to the company's work.
- Kitui and Kiambere WSPs developed gender equality action plans where they committed to undertake the following actions:
    i. Formulate a gender policy review of HR manuals to integrate gender equality provisions.
    ii. Eliminate the requirement for title deeds as a condition for service connection, which was identified as a serious obstacle to service delivery.
    iii. Include more women in the technical work areas, including in meter reading sections presently dominated by men. The companies will encourage and train women to ride motor bikes, which is key in this role due to the long distances that have to be covered.
    iv. Increase participation of women in leadership of the company and other areas of operations such as customer care.

Strategic Planning

A strategic plan is a requirement by the Water Services Regulatory Board (WASREB) for all WSPs to qualify for a Service Provider Agreement (SPA) license. To date, KIWASH has assisted six of 11 WSPs in formulating their strategic plans. During the reporting period, KIWASH supported formulation of three strategic plans as follows:

- Busia – BUWASCO's Strategic Plan was finalized, validated and adopted during a stakeholder workshop on March 9, 2017. The workshop brought together the county government water team, BUWASCO board of directors and senior managers.
- Nairobi – KIWASH supported Nairobi Water to carry out a mid-term review of its strategic plan with the goal of revising and updating the strategy. During the period, KIWASH also supported the company to update its progress on 20 key performance indicators and establish the way forward. This work will be completed in the next quarter.
- Migori – KIWASH facilitated a strategic planning workshop for MIWASCO bringing together 14 participants (one woman, 13 men). The Strategic plan document is under development.

Community Outreach and Education strategies

In 2016, Nairobi Water embarked on a project to supply affordable and reliable water to the residents of informal settlements in Nairobi by installing 1,200 prepaid water meters. The use of prepaid water meters helps in eliminating cartels and ensuring 24-hour water supply (currently limited to 12 hours because attendants control it). Other benefits include reduction of non-revenue water, improved revenue collection and efficiency, operational efficiency and increased hours of supply, which overall contribute to better performance by the utility.

During the reporting period, KIWASH conducted two key learning visits and several community forums, as follows:

- February 13-17 – KIWASH facilitated a team of eight NCWSC staff members on a learning visit to the Ugandan National Water and Sewerage Corporation (UNWSC). The visit focused on UNWSC's pro poor strategies and approaches in two informal settlements and a school where WASH clubs are used to channel WASH related messages. The Kenyan team learned the different WASH technologies that have been successful.
- March 15-16 – KIWASH facilitated 15 NCWSC staff on a visit to Nakuru Water Company to draw lessons and best practice on managing prepaid water meter in order to develop operational manuals and procedures for the Nairobi Water Prepaid Meter Project. The staff were taken on a tour of low income areas where the prepaid meters are installed. The visit

culminated in a workshop to consolidate lessons learned and to formulate the operational manual on prepaid meters. By the end of the quarter, a draft operations manual was ready.

- A total of 1,369 people were reached with the community education forums.
- At least an additional 3,000 people are enjoying improved access to safe water. During the COE follow-up activities, KIWASH established that the use of water ATMs was highly appreciated because water has become cheaper, more efficient and available on demand.

Investment strategies to expand coverage

Kenya Pooled Water Fund

KIWASH is providing technical assistance to the Kenya Pooled Water Fund (KPWF), designed to provide commercial long tenor finance to WSPs for WASH infrastructure projects. The financing facility will source funding from the domestic debt capital market through the issuance of bonds for domestic pension funds and other domestic institutional investors. By pooling projects together, credit will be enhanced – and further enhancement will be achieved if additional guarantees, soft loans or grants can be attracted.

During the quarter, more than USD 45 million in projects were identified and are being finalized for an anticipated bond issue date in the last quarter of 2017.

Water Company	Investment Cost		Project Cost Distribution	Additional Population Accessing Services		
	KES	EUR		Total	Poor	Ratio
NCWSC (Nairobi)	1,785,920,400	16,536,300	50%	657,613	65,761	10%
THIWASCO (Thika)	397,572,976	3,681,231	11%	0	0	0%
NYEWASCO (Nyeri)	506,905,475	4,693,569	14%	38,056	11,530	30%
MEWASS (Meru)	338,039,018	3,129,991	9%	30,000	18,000	60%
KIWASCO (Kisumu)	262,866,406	2,433,948	7%	65,100	42,315	65%
EWASCO (Embu)	280,536,524	2,597,560	8%	67,500	67,500	100%
TOTAL	**3,571,840,800**	**33,072,600**	**100%**	**858,269**	**205,106**	**24%**

Next steps

- Consultative meeting will be held with all WSPs on April 5 to go through the Joint Project Preparation Agreement, board and county approvals, loan costs and features, OBA and tariff indexation. The processes will be finalized from April to June 2017.
- Discussions were held with the Water Services Trust Fund CEO and Chair regarding mobilization of Output Based Aid (OBA) for Batch 1 projects. WSPs have been advised and will be assisted in their applications for OBA (although eligibility is yet to be determined and availability of OBA funds is not confirmed).
- The tariff indexation formula has been finalized and tested by WASREB. The WASEB Board Technical Committee will do a final review and present this to the full board in June 2017.

KIWASH Recoverable grants

An effective and efficient in-kind granting mechanism was designed in Year 1 to align the use of funds strategically with the achievement of long-term project goals through a market-based approach. Under this mechanism, KIWASH is facilitating soft loan capital to WSPs and WASH enterprises to

support implementation of new business strategies that will grow their operations and increase effective delivery of WASH services. KIWASH and the grantee then agree upon a repayment schedule based on the grantees ability to repay for the assets acquired under the grant. During the quarter, five WSP projects were assessed and approved. The projects will benefit over 45,000 people in four counties with improved access to basic drinking water. See below:

WSP	Project purpose	Estimated Beneficiaries	Estimated Cost (USD)	Status
KIMWASCO, Kitui	To install a high lift pump that uses 330KW/Hr as opposed to the current one that uses 400KW/hr. This will lead to reduced pumping costs that will increase water available for distribution and improve service delivery.	12,000	100,000	Procurement process ongoing
GWASCO, Nyamira	To install solar panels. This will increase production, reduce electricity costs and in turn increase revenues.	12,000	118,561	Deferred due to a new project by KFW that may conflict with the KIWASH project.
Awendo Sare Water Scheme-MIWASCO, Migori	To expand coverage and connections by increasing pipeline and distribution lines by 17km and building 10 water kiosks and 10 stand pipes.	8,000	113,331	Environmental risk assessment ongoing
Nyahera Water supply-KIWASCO, Kisumu	To increase production capacity from 350cubic meters per day to 1000 cubic meters through reconstruction of spring boxes; and to increase network coverage by 2.5km.	5,000	100,266	Environmental risk assessment ongoing
Nyakach Water supply-KIWASCO, Kisumu	To rehabilitate the water inlet chamber, extended pipeline and distribution lines by 3km. Construct 3 new kiosks.	8,750	100,992	Environmental risk assessment ongoing

KIWASH also started assessing a second batch of WSP projects with the governance and infrastructure specialists working closely with WSPs to develop technically sound proposals. The second batch of projects will include:

- Nairobi City Water and Sewerage Company (NCWSC): the investment proposals are for the expansion of the water supply networks in the densely populated and newly developed areas of Githurai 44 and Kahawa West to expand basic water services. The initial grants will be for $200,000 for each area and connect 5,600 and 18,600 new people respectfully. Unlike the other WSP's that KIWASH is working with, NCWSC has sufficient revenues from its operations to promptly repay the grants such that the grants will be recycled to expand the two networks with the eventual aim of serving all the customers in the two areas.
- Kakamega County Water and Sewerage Company (KAKWASCO) - Discussions started to explore possible investments that can attract commercial financing. Discussions with the other utilities are still ongoing.

Creating new financial products for WASH service providers and consumers

With the success of previous USAID projects in the water sector financing arena, bank partners with existing Development Credit Authority (DCA) guarantees are eager to engage with WSPs on bankable projects with clear business plans, returns on investment, and identification of risks and mitigations. There is room under the existing DCA guarantees for these banks to increase their water financing portfolios. At the same time, other banks are becoming interested to lend to the sector and to explore the DCA option.

Training of bank partners

On March 16, KIWASH facilitated the training on the context and guidelines for financing the water sector. A total of 21 Cooperative Bank staff (7 women, 14 men) participated in the training that brought together regional managers, credit analysts, legal officers, relationship managers and business bankers. Participants committed to take the following steps to operationalize their learning:

i. Visit the Water Services Trust Fund to discuss the pipeline of projects being considered for Results Based Aid, and explore possible engagement in terms of lending.

ii. Develop a special loan product for the water sector.

iii. Map out WSP candidates for financing and visit them to determine their financing needs. They will also revisit the declined proposals and reconsider their viability based on the newly acquired understanding of the sector from the training.

iv. Adopt the checklist of due diligence documents they learned about during the training.

v. Develop a matrix of all risks and mitigants and avail this to their credit and other relevant staff.

vi. Conduct in-house training for their credit staff in the region.

Summary of activities completed with each WSP to date

KIWASH WSP Partner	Summary & Recommendations Report	Technical Assistance Scope of Work	Gender Equality Mainstreaming Training	Corporate Governance Training	Five-year Strategic and Business Plan	Investment Proposals	Community Outreach and Education
Busia	✓	✓			✓		
Gussi	✓	✓	✓	✓			
Kakamega	✓	✓	✓	✓	✓		
Kisumu	✓	✓		✓			
Nyanas/Gulf*	✓						
Migori	✓	✓	✓	✓	✓		
Siaya	✓	✓	✓	✓			
Kibwezi	✓	✓		✓	✓		
Kitui	✓		✓	✓			
Nairobi**	✓	✓	✓	·	✓	✓	✓
Wote	✓	✓		✓	✓		
TOTAL	**10**	**9**	**8**	**9**	**6**	**1**	**1**

* Note that most of the Nyanas/Gulf activities are managed under KIWASCO (Kisumu), which is in the transition period to taking over these two small WSPs.

** Nairobi City Water and Sewerage Company is receiving multiple gender equality mainstreaming trainings due to its large staff size. One workshop is a training-of-trainers session to further embed these concepts/practices.

AGRI-NUTRITION AND ADOPTION OF NEW TECHNOLOGIES

KIWASH agri-nutrition activities are integrated with existing Feed the Future agriculture programs and the project's WASH interventions to ensure sustainability with longer term impact. Under this component, KIWASH is promoting the use of small-scale irrigation kits on small farms of at least one acre and kitchen gardens to increase the production and intake of micronutrients at the household level and to increase incomes through sales of surplus produce.

Training and promoting kitchen gardening technologies

During the reporting period, much of KIWASH's efforts focused on initiating training, technical and financial support for 24 farmer groups to establish kitchen garden and irrigation technologies. KIWASH supported farmers by: mobilizing farmers into groups, undertaking demonstrations on the establishment of kitchen garden technologies, identifying lead farmers to assist group members with the establishment of the various technologies, assisting farmers with inputs such as the gunny bags and seedlings for establishment of vertical gardens, and linking farmers with the ward agricultural officers.

KIWASH achieved the following during the reporting period:

- 1,043 farmers trained on establishing kitchen gardens to improve household food security and nutrition. The table below gives details of the training beneficiaries.

Kitchen Garden Technologies Training

County	Type of training	No. trained		
		Female	Male	Total
Siaya	Training on kitchen garden establishment	42	15	57
Kakamega	Farmers training (2 trade fairs)	64	32	96
Makueni	Training on kitchen garden establishment and GAPs	160	256	416
Kisumu	Training on kitchen garden establishment	96	56	152
Migori	Training on kitchen garden establishment	18	62	80
Kitui	Training on kitchen garden establishment	84	28	112
Busia	Training on Kitchen garden establishment	20	10	30
Nyamira	Training on kitchen garden establishment	67	33	100
TOTAL		**551**	**492**	**1,043**

- 21 demonstration farms established at lead farmers' homesteads to showcase various technologies for adoption by group and community members. The kitchen garden technologies exhibited include keyhole gardens, multi-story gardens, recycled container gardens, moist and raised bed gardens.

- 643 kitchen gardens were established at household level in eight counties as follows:

County	Households	Crops produced	Estimated area under production (m^2)
Siaya	52	Kales, Black nightshade, Spider plant, Coriander, Onions, Cowpeas	399
Kakamega	95	Kales, spinach, amaranthus crotalaria, night shade, cow peas	9,500
Makueni	83	Cowpeas, Kales, Spinach, Amaranthas	800
Kisumu	106	Kales, spinach, amaranthus crotalaria, night shade	1,200
Migori	106	Spinach, Kales	207

Kitui	112	Kales, spinach, Tomatoes, Capsicum	960
Busia	5	Kales, spinach	100
Nyamira	84	Kales, Black nightshade, Spider plant, Spider plant, Cowpeas	505
TOTAL	**643**		**19,306**

Access to water for agricultural productivity

KIWASH sent out a request for concept notes to shortlist and select agribusiness companies (aggregators) capable of facilitating recoverable grants for irrigation and farm inputs to contracted smallholder farmers.

As a result, KIWASH awarded a grant to Safe Produce Solutions Ltd, a Kenyan agribusiness to support 120 smallholder farmers to access appropriate irrigation technologies. Under the arrangement, the farmers are awarded a recoverable grant for the purchase and installation of energy and water-efficient irrigation equipment, including solar pumps, open drip irrigation kits and 1,000-liter storage tanks.

Safe Produce supplies the equipment and contracts the farmers to supply high quality horticultural produce. The loans facilitated by the recoverable grant are then repaid over the course of 12 monthly instalments.

Linking farmers to suppliers, agribusinesses and markets

A key component of training and farmer capacity building focuses on linking farmers to agribusiness that can provide improved seed varieties, demonstrate and extend good agricultural practices, and supply and install new technologies.

During the reporting period, KIWASH pre-qualified 15 firms to supply and install irrigation equipment to farmers in the nine counties. The selected firms include:

1. Safe Produce Solutions Limited – Kitui and Makueni
2. Animal Draft Power Program Limited – Migori and Nyamira
3. Anglican Development Services – Busia and Kakamega
4. Community Action for Rural Development – Kisumu and Siaya
5. Carolina Fresh Ltd and Kilimo Biashara – Migori
6. Hortipro Ltd, G North & Sons Ltd – all counties
7. Champion Engineering Ltd – all counties
8. Amiran Kenya Ltd – all counties
9. Agro Irrigation and Pump Services Ltd – all counties
10. Epicenter Africa Ltd – all counties
11. Kenya Rainwater Association Ltd, Green-Zone Agencies Ltd – all counties
12. Chloride Exide Ltd (Maji Pump) – all counties
13. Future Pump Ltd (Sunflower Pump) – all counties

Demonstration sites to showcase irrigation technologies and promote local adoption

KIWASH showcased irrigation and kitchen garden technologies to promote local adoption by establishing demonstration sites with partner health institutions and farmer groups. The demonstration sites at health facilities are managed by community health volunteers (CHVs) or by the community units attached to the hospitals, while at the farmer group level they are set up on lead farmers' plots and managed by group members.

The technologies showcased at these sites include:

- Shade net and greenhouse technologies
- Drip irrigation systems (open and closed)

- Multi-story vertical bag gardens
- Recycled tire container gardens
- Moist and raised bed technology
- Keyhole gardens
- Zai pits
- Solar powered pumps for lifting irrigation water
- Rainwater harvesting using farm ponds

A total of 72 demonstration sites with farmer groups and 14 demonstration sites with health facilities were initiated in the eight counties. Planting will continue into the next quarter.

Demonstration Sites at Farmer Groups

No.	County	Number of farmer groups
1	Nyamira	12
2	Migori	9
3	Busia	12
4	Kakamega	6
5	Siaya	5
6	Kisumu	1
7	Kitui	15
8	Makueni	12
TOTAL		**72**

Demonstration Sites at Health Facilities

No.	County	Name	Attached Group	Members	Crop Area ($m^{2)}$
1	Makueni	Nthongoni Sub-County Hospital	Emali Model Community Unit	50	870
2	Makueni	Ngwata Sub-County Hospital	Emali Model Community Unit	30	243
3	Makueni	Emali Model Health Centre	Emali Model Community Unit	30	243
4	Kitui	Kauwi Health Centre	Kauwi Mother to Mother Support Group	21	246
5	Kitui	Kanyunga Health Centre	Kanyunga Mother to Mother Support Group	28	243
6	Migori	Migori County Referral Hospital	Laypeople Farmers Group	40	458
7	Migori	Rongo Sub-county Hospital	Matagaro support group	23	241
8	Nyamira	Manga SubCounty Hospital (Moraku Group)	Moraku Community Unit Group	10	474
9	Kisumu	Chulaimbo Sub-County Hospital	Omore Support Group	20	462
10	Siaya County	Yala Sub-County Hospital	Nyamninia Community Unit Group	13	355

No.	County	Name	Attached Group	Members	Crop Area (m^2)
11	Kakamega	Matunda Sub-County Hospital	30 CHVs, 27 members from the Community Health Extension Workers (CHEW)	57	738
12	Kakamega	MATETE SUB-County Hospital	County Development Community Based Organization	30	688
13	Busia	Alupe Sub-County Referral Hospital	Ndume Support Group	25	390
14	Kisumu	Jaramogi Oginga Odinga Teaching and Referral Hospital (JOOTRH), Kisumu County	Hope for Kisumu Youth Achievers support group	25	1,410
	TOTAL			**402**	**7,061**

GOVERNANCE AND POLICY

KIWASH works with county governments and sector stakeholders to analyze, recommend, and support adoption of key Kenyan policy reforms that remove constraints to business entry and operation along the entire WASH value chain, and enable an increased, sustainable, and well-governed role of WASH businesses. The KIWASH county embedded staff are also tasked with facilitating discussions to help understand the implications of devolution on the existing water and sanitation policy framework, and anticipate its potential impacts (including overlaps, conflicts, or lack of clarity).

During the quarter, KIWASH provided technical assistance to support institutional strengthening of community water projects, facilitated discussions on county level water and sanitation policies and supported coordination and sector learning.

Governance and policy reforms

- Supported a meeting to review and draft the Kakamega County Water Bill where stakeholders exhaustively discussed contentious issues such as the role of the utility, the department of water, management of rural water supplies, enforcement measures for managing vandalism of WSP assets, and financing of the water sector.
- Facilitated a meeting for the top leadership of the Department of Health in Nyamira County to further the development of the County Environmental Sanitation and Hygiene Policy and the corresponding legislation. The county executive, director and public health officers attended the meeting.
- Facilitated a three-day stakeholder workshop for Nyamira County to discuss, appraise and analyze the draft Water and Sanitation Policy and to ensure maximum engagement before the policy could be taken to the cabinet for approval. The workshop brought together 44 participants drawn from the Department of Environment, Water, Energy, Mining and Natural Resources, Department of Health Services, Water Resources Authority, National Environmental Monitoring Authority (NEMA), Kenya Forestry Services Department, Gusii Water and Sanitation Company Ltd. (GWASCO), women organizations and civil society organizations.
- Conducted a sensitization workshop for NCWSC and KIWASCO's board of directors and corporate management team focusing on the implications of the Water Act 2016 in service delivery. The workshop was instrumental in enabling both the boards and management of the

two utilities to understand their roles under the new water act. Fifty-three participants took part in the workshop (12 women, 41 men).

- Held four working meetings with the Department of Water, Agriculture, Environment and Natural Resources to support the development of a draft Water Services Policy and Bill for Kitui County. The Draft Bill was finalized and shared with the county executive member for water, agriculture, environment and natural resources for input before it is subjected to a stakeholder review process. Four county officials including the director and assistant water services, chief water services manager and head of budgeting and policy attended the meetings.

- Finalized drafting of the Kitui County Metering Policy. The metering policy aims to provide WSPs with guidance on reducing non-revenue water, standardizing the quality of meters used and increasing the number of customers accessing water through metered connections.

- Held a meeting with the Water Services Regulatory Board (WASREB) at their offices to discuss details for developing a framework for the management of rural water schemes. The framework will help counties in setting guidelines for managing rural water schemes and address governance challenges. In the next quarter, a team will visit KIWASH focus counties to better understand the key issues affecting the performance of rural schemes.

- Hosted a meeting with the water department in Kakamega County to analyze and document current gaps in the County Water Strategic Plan. The review focused on issues of coordination, planning, financing and monitoring investments in the county's water sector.

- Held a meeting with the Nairobi County Director of Environment, Water and Energy to discuss a proposed Sewer Revolving Fund Policy, Act and Regulations, capacity building needs of the sub-county environment/WASH officers, and the need for coordination of WASH actors in Nairobi. The fund is aimed at leveraging the already limited resources available for sewerage infrastructural development in Nairobi.

- Sensitized the Lower Oyani WRUA in Migori on critical governance issues relating to water resource management, transparency, accountability, public participation and sustainability. The participants appreciated the roles of county and national government, implications of the Water Act 2016, the functions and operation of WRUAs, and opportunities to strengthen public participation in governance and management of water resource and catchment areas.

Sector co-ordination and learning

- Facilitated a learning and exposure visit of Migori County government officials to Kisumu County to help strengthen the Migori WASH Forum to function effectively in its coordination role. The visit included participation in the quarterly meeting of the Kisumu WASH Network and a field visit to Wandiege Community Water Project. The Migori team of six representatives learned how a coordinated network of partners has been able to realize positive achievements in the WASH sector by leveraging on members' efforts.

- Facilitated a one-day WASH network workshop in Migori during the reporting period. The aim of the workshop was to discuss and agree on key thematic technical working groups (TWG) that will be responsible for spearheading and coordinating activities aimed at fast tracking the processes enabling the County WASH sector transition to devolution. Some of the TWGs formed include Water Provision Services, Water and Resource Management, Emergency Preparedness and Response, Sanitation, Nutrition and Hygiene and Policy and Advocacy. A total of 46 participants (10 women, 36 men) took part in the workshop.

- In partnership with the County Government of Kakamega, KIWASH supported two community water projects (Enkinda and Isinta) to form management committees in order to improve management of the schemes. Enkinda Water Project is a gravity based water supply scheme facing challenges such as vandalism, inter-clan conflicts, and refusal to pay for water services by community members – making the water scheme unsustainable. Isinta Water Project is a solar powered project and faces similar challenges to Enkinda.

- Facilitated a benchmarking visit for the management committee of Mukhongolo Community Water Project to Wandiege and Chetasis water projects in Kisumu and Trans Nzoia counties, respectively. The goals of the visits were to understand:

    i. contractual relationships between private operators and the water management committees (WMC)

    ii. performance standard setting for key indicators coverage, non-revenue water, collection efficiency and customer service

    iii. roles and responsibilities of operators, water management committees and county government

  Thirty-seven participants drawn from government the county water department, sub county water offices and the Lake Victoria South Water Services Board took part in the exchange visit.

ENVIRONMENTAL SUSTAINABILITY

In Year 1, KIWASH frequently engaged with the Water Resource Management Authority (WRMA) at the national level and Water Resource Users Associations (WRUAs) at the sub-catchment level to design strategies for securing water supply of adequate quality to meet growing demand in Kenya. Most WRUAs have limited technical and organizational capacity to manage the complex challenges facing their watersheds, while in other cases some sub-catchments do not have a legally established WRUA in place. KIWASH focused on supporting WRUAs to protect water sources while also identifying weaknesses within the current coverage and management capacity of the WRUAs.

Expanding source water quality protection

During the quarter, KIWASH successfully collaborated with the National Environment Management Authority (NEMA), WRMA, county government departments of environment, natural resources and agriculture and the Kenya Forest Service in a systemic approach to protecting the quality of groundwater drinking water sources. Some examples of these activities include:

- KIWASH worked with seven WRUAs to protect 24 springs to address environmental challenges such as encroachment from farming activities, water contamination through surface run-off, animal waste, and other domestic activities. These springs were protected through spring box construction. Wash bays and cattle watering troughs were also constructed for some springs in response to community needs. These protected springs have now provided new access to basic water for 3,621 households or 12,967 individuals. The new spring areas have increased functional coverage of the WRUAs to 22 percent above baseline.

- Using the KIWASH prioritization tool, which helps in determining top priority WRUAs for KIWASH support, five WRUAs in Kitui County (Nzeeu, Kalundu, Mumaki, Upper Enziu and Upper Thua), were assessed and prioritized for institutional capacity development to address climate change risks and conserve water resources.

- Through KIWASH support, the respective WRUAs have mobilized and formed spring management committees for every spring protected. Due to the expansive nature of sub catchments, the spring management committees acting on behalf of the respective WRUAs will oversee routine management and conservation of the springs, assist in any conflict resolution on use of these resources, and help in ratifying beneficiary numbers. KIWASH, in collaboration with WRMA, will build the capacity of the spring management committees to effectively perform their role.

- Over 50 springs were identified for protection.

Water Security Training

Last quarter, KIWASH commenced the process of developing water security training modules to support capacity building of county governments, water service providers, water services boards, water regulatory authorities, water resource management institutions and other local water actors to better address local challenges related to water security. The training will enable the institutions to integrate measures meant to improve water security into their strategies, plans and systems. During this reporting period, progress was made as follows:

- Two separate sets of draft modules were developed – one for policy-level practitioners and policymakers, and another for community users such as WRUAs and CBOs.

- The KIWASH expert consultant met with stakeholders from WRMA, WSPs, County government and WRUAs in Kitui and Kakamega counties to discuss their experiences from previous capacity development in addressing climate change. It was generally observed that an integrated approach to training on water security at two tiers of stakeholders (i.e. policy makers and bottom grassroots organizations) was missing and the consultant recommended that this would be factored, while also reflecting the environmental uniqueness among the ASAL and non-ASAL counties.

- The consultant will provide working drafts next quarter after completion of pretesting.

III. ACTIVITY PROGRESS (QUANTITATIVE IMPACT)

TABLE 1: PERFORMANCE DATA TABLE

Number of people gaining access to basic drinking water services as a result of USG assistance.

Cross-cutting IND 1. (HL 8.1-1):

TASKS: Expand source water quality protection and Assist WSPs to improve operations and financial performance

ACTIVITY 1: Assist WSP boards of directors and corporate management teams to understand and apply good governance practices that guide the company to improved operational and financial performance and establish clear indicators of success.

ACTIVITY 2: Roll out WRUA support activities and, in conjunction with the relevant WRMA offices, assist WRUAs to increase functional coverage.

UNIT	DISAGGREGATE BY:					
	Geographic Location	**Activity Title**	**Date**	**W**	**M**	**Sub-total**
	Busia	-	-	-	-	-
	Kakamega	Protection of Mulari spring in the Isiukhu WRUA	January- March 2017	265	252	**517**
		Protection of Likare spring in the Isiukhu WRUA	January- March 2017	215	205	**420**
		Protection of Bungayo spring in the Isiukhu WRUA	January- March 2017	301	287	**588**
		Protection of Shirula spring in the Isiukhu WRUA	January- March 2017	280	267	**547**
		Protection of Tabu spring in the Isiukhu	January- March 2017	154	147	**301**
		Provision of a technical assistance leading to 26 more household connections at Lubao Community Water Project	January- March 2017	67	63	**130**
		Protection of Mukhenge spring in the Lusumu WRUA	January- March 2017	273	260	**533**
		Protection of Zackayo spring in the Lusumu WRUA	January- March 2017	459	482	**941**
		Protection of Mutanda spring in the Lusumu WRUA	January- March 2017	471	449	**920**
		Protection of Kasiti spring in the Lusumu WRUA	January- March 2017	662	630	**1292**
		Protection of Wesusa spring in the Lusumu WRUA	January- March 2017	185	176	**361**
	Kisumu	Protection of Ywari spring in the Lower Asawo WRUA	January- March 2017	337	321	**658**
		Protection of Odundu spring in the Lower Asawo WRUA	January- March 2017	355	338	**693**
		Provision of coaching and mentorship at Ahero Catholic Water Project	January- March 2017	26	24	**50**

Number of people gaining access to basic drinking water services as a result of USG assistance. **Cross-cutting IND 1. (HL 8.1-1):** **TASKS**: Expand source water quality protection and Assist WSPs to improve operations and financial performance **ACTIVITY 1:** Assist WSP boards of directors and corporate management teams to understand and apply good governance practices that guide the company to improved operational and financial performance and establish clear indicators of success. **ACTIVITY 2:** Roll out WRUA support activities and, in conjunction with the relevant WRMA offices, assist WRUAs to increase functional coverage.						
		Provision of coaching and mentorship at Boya Community Water Supply Project	January- March 2017	38	37	**75**
		Provision of coaching and mentorship at Sondu Miriu Right Bank Community Water Project	January- March 2017	8	7	**15**
	Kitui	Kithambangii Water Project - (1) number of water kiosks repaired/ rehabilitated from increased revenue and collection of arrears from customers and (2) individual connections	January- March 2017	108	102	**210**
		Mumbuni/ Katalwa Water Project - Extension of pipeline to Katalwa Market (1) no. kiosk connected.	January- March 2017	102	98	**200**
	Makueni	Provision of technical assistance to Mbooni Water and Sanitation Company for enhanced pumping capacity	January- March 2017	141	135	**276**
		Provision of technical assistance leading to increased users at Kilia project SHG	January- March 2017	102	98	**200**
		Makutano/Sinai increased lines, community points and household connections using a number of strategies e.g. promoting line sponsorships	January- March 2017	1024	976	**2,000**
		Mutua Muange made 12 new connections in Matiliku	January- March 2017	31	29	**60**
		Chulu Valley have put up several kilometers of piping but have only connected 15 new accounts	January- March 2017	38	37	**75**
		Kanaani Kiboko B made 10 new connections	January- March 2017	26	24	**50**
	Migori	Protection of Renyagimonge spring in the Hibwa WRUA	January- March 2017	536	510	**1,046**
		Protection Kemaitaria Omagoko spring in the Hibwa WRUA	January- March 2017	204	194	**398**
		Protection of Remachoki spring in the Hibwa WRUA	January- March 2017	215	205	**420**
		Protection of Kemokami spring in the Hibwa WRUA	January- March 2017	240	229	**469**
		Improved customer care and marketing services leading to 3 new connections at Rapogi Community WASH Enterprise	January- March 2017	8	7	**15**
		Improved customer care and marketing services leading to 2 new connections at Muhuru Community WASH Enterprise	January- March 2017	5	5	**10**
		Improved customer care and marketing services leading to 35 new connections as a result of effective approach to customer care and improved marketing	January- March 2017	90	85	**175**

Number of people gaining access to basic drinking water services as a result of USG assistance. Cross-cutting IND 1. (HL 8.1-1): **TASKS**: Expand source water quality protection and Assist WSPs to improve operations and financial performance **ACTIVITY 1:** Assist WSP boards of directors and corporate management teams to understand and apply good governance practices that guide the company to improved operational and financial performance and establish clear indicators of success. **ACTIVITY 2:** Roll out WRUA support activities and, in conjunction with the relevant WRMA offices, assist WRUAs to increase functional coverage.						
	Nairobi	Connection of 20 new households (Geoseismic Water Project)	January- March 2017	51	49	**100**
		Provision of technical assistance leading to increased storage capacity at Soweto Highrise Savings Scheme to reach 50 more households per day	January- March 2017	128	122	**250**
		Campaign and outreach services leading to demand for prepaid water dispensers in Mukuru Kayaba, Mji wa Huruma, Githogoro, Gituamba, Kahawa Soweto,Kiambiyu,Mathare,Mukuru Hazina,Bangladesh	January- March 2017	1941	1849	**3,790**
	Nyamira	Protection of Riamakana spring in the Upper Gucha	April 20, 2017	278	265	**543**
		Protection of Riomwansa spring in the Upper Gucha	April 20, 2017	185	176	**361**
		Protection of Riatoni spring in the Upper Gucha	April 20, 2017	292	278	**570**
		Protection of Rianyarenchi spring in the Awach Kasipul	April 20, 2017	488	465	**953**
		Protection of Komwadho spring in the Awach Kasipul WRUA	April 20, 2017	242	231	**473**
		Protection of Kochola spring in the Awach Kasipul WRUA	April 20, 2017	154	147	**301**
		Campaign and outreach services leading to 100 New Household Connections at Machururiati Community Water Supply Project	January- March 2017	256	244	**500**
		Campaign and outreach services leading to construction of a point source connection with elevated tank and stand pipe serving 70 households at Kianungu Community Water Supply Project	January- March 2017	179	171	**350**
		Campaign and outreach services leading to construction of a point source connection with elevated tank and stand pipe serving 40 households at Chaina Borehole Water Project	January- March 2017	102	98	**200**
		Campaign and outreach services leading to 25 New Household Connections at Moiskin Aqua Springs	January- March 2017	64	61	**125**
		Campaign and outreach services leading to construction of two water kiosks serving 80 households at Bomagambo Community Water Supply Project	January- March 2017	205	195	**400**
	Siaya	Protection of Silula spring in the Kawaya WRUA. (additional new beneficiaries)	January- March 2017	87	78	**165**
		Protection of Kokoth spring in the Kawaya WRUA	January- March 2017	253	241	**494**

Number of people gaining access to basic drinking water services as a result of USG assistance.

Cross-cutting IND 1. (HL 8.1-1):

TASKS: Expand source water quality protection and Assist WSPs to improve operations and financial performance

ACTIVITY 1: Assist WSP boards of directors and corporate management teams to understand and apply good governance practices that guide the company to improved operational and financial performance and establish clear indicators of success.

ACTIVITY 2: Roll out WRUA support activities and, in conjunction with the relevant WRMA offices, assist WRUAs to increase functional coverage.

		Protection of Mbeji spring in the Kawaya WRUA	January- March 2017	474	451	**925**
		Protection of Ojino spring in the Kawaya WRUA	January- March 2017	400	381	**781**
		Protection of Kalawrence spring in the Kisama WRUA	January- March 2017	120	114	**234**
		Protection of Kodek spring in the Kisama WRUA	January- March 2017	155	147	**302**
		Protection of Kongaroma spring in the Kisama WRUA	January- March 2017	385	367	**752**
		Protection of Kamukola spring in the Kisama WRUA	January- March 2017	110	105	**215**
	Totals			**13,515**	**12,914**	**26,429**

Results:

Additional Criteria	**Baseline**		**Results Achieved Prior Periods**		**This Reporting Period 30-April -17**				**Reporting Period 30-Jul-17**		**Reporting Period 30-Oct-17**		**FY 2017 Target**		**FY 2018 Target**		**FY 2019 Target**		**End of Activity Target**	
If other criteria are important, add lines for setting targets and tracking			**Achieved**		**Target**		**Achieved**		**Target**		**Target**		**Target**		**Target**		**Target**		**Target**	
	W	**M**	**W**	**M**	**W**	**M**	**W**	**M**	**W**	**M**	**W**	**M**	**W**	**M**	**W**	**M**	**W**	**M**	**W**	**M**
Sex*: Women (W), Men (M)	**0**	**0**	**0**	**0**	**7594**	**7233**	**13515**	**12914**												
Busia	**0**	**0**	**0**	**0**	844	803	**-**	**-**												
Kakamega	**0**	**0**	**0**	**0**	844	803	**3332**	**3218**												
Kisumu	**0**	**0**	**0**	**0**	844	803	**764**	**727**												
Kitui	**0**	**0**	**0**	**0**	844	803	**210**	**200**												
Makueni	**0**	**0**	**0**	**0**	844	803	**1362**	**1299**												
Migori	**0**	**0**	**0**	**0**	844	803	**1298**	**1235**												
Nairobi	**0**	**0**	**0**	**0**	844	803	**2120**	**2020**												
Nyamira	**0**	**0**	**0**	**0**	844	803	**2445**	**2331**												
Siaya	**0**	**0**	**385**	**366**	844	803	**1984**	**1884**												

Number of people gaining access to basic sanitation as a result of USG assistance.

Cross-Cutting IND 2 (HL 8.2-2)

TASK: Scale up sanitation, sanitation marketing, and hygiene promotion

ACTIVITY: Support selected villages and/or wards in delivering open defecation free status through appropriate sanitation and hygiene approaches.

UNIT

DISAGGREGATE BY: County and Gender

Geographic Location	Activity Title	Date	W	M	Subtotal
Busia	-	-	-	-	-
Kakamega	Post triggering progress at village level to achieve access to basic sanitation	January- March 2017	195	180	375
Kisumu	Post triggering progress at village level to achieve access to basic sanitation.	January- March 2017	592	568	1,160
Kitui	Post triggering progress at village level to achieve access to basic sanitation	January- March 2017	361	334	695
Makueni	Post triggering progress at village level to achieve access to basic sanitation	January- March 2017	105	100	205
Migori	Post triggering progress at village level to achieve access to basic sanitation	January- March 2017	780	720	1,500
Nairobi	-	-	-	-	-
Nyamira	Post triggering progress at village level to achieve access to basic sanitation	January- March 2017	234	216	450
Siaya	Post triggering progress at village level to achieve access to basic sanitation	January- March 2017	991	879	1870
Totals			**3258**	**2997**	**6255**

Results:

Additional Criteria If other criteria are important, add lines for setting targets and tracking	Baseline		Results Achieved Prior Periods		This Reporting Period 30-April -17				Reporting Period 30-Jul-17		Reporting Period 30-Oct-17		FY 2017 Target		FY 2018 Target		FY 2019 Target		End of Activity Target	
			Achieved		Target		Achieved		Target		Target		Target		Target		Target		Target	
	W	M	W	M	W	M	W	M	W	M	W	M	W	M	W	M	W	M	W	M
Sex*: Women (W), Men (M)	0	0	0	0	5122	4878	3258	2997												

Busia	**0**	**0**	**0**	**0**	569	542	**0**	**0**													
Kakamega	**0**	**0**	**0**	**0**	569	542	**195**	**180**													
Kisumu	**0**	**0**	**223**	**223**	569	542	**592**	**568**													
Kitui	**0**	**0**	**63**	**63**	569	542	**361**	**334**													
Makueni	**0**	**0**	**23**	**23**	569	542	**105**	**100**													
Migori	**0**	**0**	**245**	**245**	569	542	**780**	**720**													
Nairobi	**0**	**0**	**0**	**0**	569	542	**0**	**0**													
Nyamira	**0**	**0**	**0**	**0**	569	542	**234**	**216**													
Siaya	**0**	**0**	**231**	**231**	569	542	**991**	**879**													

Number of communities verified as ODF with a monitoring plan as a result USG assistance.

Cross-Cutting IND 3 (HL 8.2-1)

TASK: Scale up sanitation, sanitation marketing, and hygiene promotion

ACTIVITY: Support selected villages and/or wards in delivering open defecation free status through appropriate sanitation and hygiene approaches.

UNIT	**DISAGGREGATE BY:**					
	Geographic Location	**Activity Title**	**Date**			**Subtotal**
	Busia	-	-		-	-
	Kakamega	Verification of ODF status for Munyuki B, Ex-Rasa, Mbaya, Mukuba, Bendera	January- March 2017		**5**	**5**
	Kisumu	Verification of ODF status for Agoro, Kadhiambo A,Kadhiambo B,Kagoch,Kahongo,Kamigele A, Kawino, Kochieng, Komega, Kamoro,Kowich,Onongno	January- March 2017		**12**	**12**
	Kitui	-	-		**0**	**0**
	Makueni	Verification of ODF status for Ilandi, Iiaitune, Ngwata, Ngomano, Silimbi,Katithini,Sekeleni,Ngangani,Central A, Mukaange, Wakela, Kyambusya	January- March 2017		**12**	**12**
	Migori	Verification of ODF status for Ochol, Kojwang, Adonji/Bam Got, Kondoro, Kobongo, Nyatienge, Gingo, Ngou A, Chamgiwadu, Omware West, Olwayo	January- March 2017		**11**	**11**
	Nairobi	-	-		-	-
	Nyamira	-	-		**0**	**0**
	Siaya	Verification of ODF status for Usula A, Usula B, Musembe, Nyando, Uhonga, Mudhiero, Rarieda,	January- March 2017		**34**	**34**

Number of communities verified as ODF with a monitoring plan as a result USG assistance.

Cross-Cutting IND 3 (HL 8.2-1)

TASK: Scale up sanitation, sanitation marketing, and hygiene promotion

ACTIVITY: Support selected villages and/or wards in delivering open defecation free status through appropriate sanitation and hygiene approaches.

		Arude, Apostolic, Umoya, Kakech, Umani,Umiru Pap, Ndagaria A, Ndagaria B, Uganga, Ginga, Sawadha, Gogo Mundhuru,Umiru Guu, Ligoye, KBC, Serewa, Umiru Town, Muranda, Nyangera, Komol, Nyalula, Kamlag A, Kamlag B, Kanyanaji A, Kanyango, Gendo, Udura				
	Totals				**74**	**74**

Results:

Additional Criteria If other criteria are important, add lines for setting targets and tracking	**Baseline**		**Results Achieved Prior Periods**		**This Reporting Period 30-April -17**				**Reporting Period 30-Jul-17**		**Reporting Period 30-Oct-17**		**FY 2017 Target**		**FY 2018 Target**		**FY 2019 Target**		**End of Activity Target**	
			Achieved		**Target**		**Achieved**		**Target**		**Target**		**Target**		**Target**		**Target**		**Target**		**Target**	
	0			**0**		**20**		**74**												
Busia	**0**			0		-		**-**												
Kakamega	**0**			0		2		**5**												
Kisumu	**0**			0		2		**12**												
Kitui	**0**			0		2		**0**												
Makueni	**0**			0		2		**12**												
Migori	**0**			0		2		**11**												
Nairobi	**0**			0		0		**0**												
Nyamira	**0**			0		2		**0**												
Siaya	**0**			0		2		**34**												

Number of people with improved service quality from an existing/safely managed drinking water service as a result of USG assistance.

Cross-Cutting IND 4 (HL 8.1.3)

TASK: Assist WSPs to improve operations and financial performance

ACTIVITY: Assist WSP boards of directors and corporate management teams to understand and apply good governance practices that guide the company to improved operational and financial performance and establish clear indicators of success.

UNIT	DISAGGREGATE BY:					
	Geographic Location	**Activity Title**	**Date**	**W**	**M**	**Subtotal**
	Busia	-	-	0	0	**0**
	Kakamega	-	-	0	0	**0**
	Kisumu	-	-	0	0	**0**
	Kitui	-	-	0	0	**0**
	Makueni	Provision of technical assistance to Mbooni Water and Sanitation Company for enhanced pumping capacity	January- March 2017	1357	1292	**2649**
	Migori	-	-	0	0	**0**
	Nairobi	-	-	0	0	**0**
	Nyamira	-	-	0	0	**0**
	Siaya	-	-	0	0	**0**
	Totals			**1357**	**1292**	**2649**

Results:

Additional Criteria If other criteria are important, add lines for setting targets and tracking	**Baseline**		**Results Achieved Prior Periods**		**This Reporting Period 30-April -17**				**Reporting Period 30-Jul-17**		**Reporting Period 30-Oct-17**		**FY 2017 Target**		**FY 2018 Target**		**FY 2019 Target**		**End of Activity Target**	
			Achieved		**Target**		**Achieved**		**Target**		**Target**		**Target**		**Target**		**Target**		**Target**	
	W	**M**	**W**	**M**	**W**	**M**	**W**	**M**	**W**	**M**	**W**	**M**	**W**	**M**	**W**	**M**	**W**	**M**	**W**	**M**
Sex*: Women (W), Men (M)					**5691**	**5420**	**1357**	**1292**												
Busia	0	0	0	0	1423	1355	0	0												
Kakamega	0	0	0	0	1423	1355	0	0												
Kisumu	0	0	0	0	1423	1355	0	0												
Kitui	0	0	0	0	1423	1355	0	0												

Makueni	0	0	0	0	1423	1355	1357	1292												
Migori	0	0	0	0	1423	1355	0	0												
Nairobi	0	0	0	0	1423	1355	0	0												
Nyamira	0	0	0	0	1423	1355	0	0												
Siaya	0	0	0	0	1423	1355	0	0												

Number of individuals who have received USG-supported WASH training who have also received nutrition training.

Custom Output IND 3.1:

TASK: Integrate and promote essential nutrition and WASH interventions

ACTIVITY: Following the training guide, conduct training-of-trainers refresher courses for community health workers, nutritionists, and other key groups at the county level.

UNIT	**DISAGGREGATE BY:**					
	Geographic Location	**Activity Title**	**Date**	**W**	**M**	**Subtotal**
	Busia	WASH Education and Agri-Nutrition training	January- March 2017	2225	13	**2,238**
	Kakamega	WASH Education and Agri-Nutrition training	January- March 2017	113	12	**125**
	Kisumu	WASH Education and Agri-Nutrition training	January- March 2017	1946	0	**1,946**
	Kitui	WASH Education and Agri-Nutrition training	January- March 2017	1219	0	**1,219**
	Makueni	WASH Education and Agri-Nutrition training	January- March 2017	1546	17	**1,563**
	Migori	WASH Education and Agri-Nutrition training	January- March 2017	2127	19	**2,146**
	Nairobi	WASH Education and Agri-Nutrition training	January- March 2017	2076	19	**2,095**
	Nyamira	WASH Education and Agri-Nutrition training	January- March 2017	0	0	**0**
	Siaya	WASH Education and Agri-Nutrition training	January- March 2017	13	12	**25**
	Totals			**11,265**	**92**	**11,357**

Results:

Additional Criteria **If other criteria are important, add lines for setting targets and tracking**	**Baseline**	**Results Achieved Prior Periods**	**This Reporting Period 30-April -17**		**Reporting Period 30-Jul-17**	**Reporting Period 30-Oct-17**	**FY 2017 Target**	**FY 2018 Target**	**FY 2019 Target**	**End of Activity Target**
		Achieved	**Target**	**Achieved**	**Target**	**Target**	**Target**	**Target**	**Target**	**Target**

		W	M	W	M	W	M	W	M	W	M	W	M	W	M	W	M	W	M	W	M
Sex*type of individual: Women (W), Men (M)		0	0	0	0	**6147**	**5850**	**11265**	**92**												
Busia	County staff	0	0	0	0	683	650	12	13												
	Caregivers	0	0					2213	0												
Kakamega	County staff	0	0	9	17	683	650	13	12												
	Caregivers	0	0					100	0												
Kisumu	County staff	0	0	0	0	683	650	0	0												
	Caregivers	0	0					1946	0												
Kitui	County staff	0	0	8	21	683	650	0	0												
	Caregivers	0	0					1219	0												
Makueni	County staff	0	0	7	19	683	650	8	17												
	Caregivers	0	0					1538	0												
Migori	County staff	0	0	0	0	683	650	9	19												
	Caregivers	0	0					2118	0												
Nairobi	County staff	0	0	0	0	683	650	11	19												
	Caregivers	0	0					2065	0												
Nyamira	County staff	0	0	7	18	683	650	0	0												
	Caregivers	0	0					0	0												
Siaya	County staff	0	0	0	0	683	650	13	12												
	Caregivers	0	0					0	0												
Total	**County staff**	**0**	**0**	**0**	**0**	**-**	**-**	**66**	**92**												
	Caregivers	**0**	**0**	**30**	**75**	**-**	**-**	**11,199**	**0**												

Number of people who benefit from Multiple Use Services (MUS) with domestic & productive needs met in an integrated and efficient way.

Custom Output IND 3.2

TASK: Increased access to water for agricultural productivity

ACTIVITY: Liaise with county agriculture departments, USAID projects and other partners to identify farmers and prioritize areas of intervention.

UNIT	DISAGGREGATE BY:					
	Geographic Location	**Activity Title**	**Date**	**W**	**M**	**Subtotal**
	Busia	Supported the establishment of kitchen gardens	January- March 2017	13	12	**25**
	Kakamega	Supported the establishment of kitchen gardens	January- March 2017	247	228	**475**
	Kisumu	Supported the establishment of kitchen gardens	January- March 2017	270	260	**530**
	Kitui	Supported the establishment of kitchen gardens	January- March 2017	291	269	**560**
	Makueni	Supported the establishment of kitchen gardens	January- March 2017	212	203	**415**
	Migori	Supported the establishment of kitchen gardens	January- March 2017	91	84	**175**
	Nairobi	Supported the establishment of kitchen gardens	January- March 2017	0	0	**0**
	Nyamira	Supported the establishment of kitchen gardens	January- March 2017	217	203	**420**
	Siaya	Supported the establishment of kitchen gardens	January- March 2017	138	122	**260**
	Totals			**1,479**	**1,381**	**2,860**

Results:

Additional Criteria If other criteria are important, add lines for setting targets and tracking	**Baseline**		**Results Achieved Prior Periods**		**This Reporting Period 30-April -17**				**Reporting Period 30-Jul-17**		**Reporting Period 30-Oct-17**		**FY 2017 Target**		**FY 2018 Target**		**FY 2019 Target**		**End of Activity Target**	
			Achieved		**Target**		**Achieved**		**Target**		**Target**		**Target**		**Target**		**Target**		**Target**	
	W	**M**	**W**	**M**	**W**	**M**	**W**	**M**	**W**	**M**	**W**	**M**	**W**	**M**	**W**	**M**	**W**	**M**	**W**	**M**
Sex*: Women (W), Men (M)	**0**	**0**	**0**	**0**	**2561**	**2439**	**1479**	**1381**												
Busia	0	0	0	0	285	271	13	12												
Kakamega	0	0	0	0	285	271	247	228												
Kisumu	0	0	18	4	285	271	270	260												
Kitui	0	0	0	0	285	271	291	269												
Makueni	0	0	0	0	285	271	212	203												

Migori	0	0	0	0	285	271	91	84												
Nairobi	0	0	0	0	285	271	0	0												
Nyamira	0	0	0	0	285	271	217	203												
Siaya	**0**	**0**	**0**	**0**	**285**	**271**	**138**	**122**												

Number of households and farms who apply improved technologies or practices as a result of USG assistance for household consumption of nutrient dense, diverse foods.*

Custom Output IND 4.1:

TASK: Increased access to water for agricultural productivity

ACTIVITY: Establish demonstration sites to showcase irrigation/kitchen technologies and promote local adoption.

UNIT	DISAGGREGATE BY:					
	Geographic Location	**Activity Title**	**Date**			**Subtotal**
	Busia	Supported the establishment of kitchen gardens and adoption of improved technologies or practices	January- March 2017		5	**5**
	Kakamega	Supported the establishment of kitchen gardens and adoption of improved technologies or practices	January- March 2017		95	**95**
	Kisumu	Supported the establishment of kitchen gardens and adoption of improved technologies or practices	January- March 2017		106	**106**
	Kitui	Supported the establishment of kitchen gardens and adoption of improved technologies or practices	January- March 2017		112	**112**
	Makueni	Supported the establishment of kitchen gardens and adoption of improved technologies or practices	January- March 2017		83	**83**
	Migori	Supported the establishment of kitchen gardens and adoption of improved technologies or practices	January- March 2017		106	**106**
	Nairobi	Supported the establishment of kitchen gardens and adoption of improved technologies or practices	January- March 2017		0	**0**
	Nyamira	Supported the establishment of kitchen gardens and adoption of improved technologies or practices	January- March 2017		84	**84**
	Siaya	Supported the establishment of kitchen gardens and adoption of improved technologies or practices	January- March 2017		52	**52**
	Totals					**643**

Results:																				
Additional Criteria If other criteria are important, add lines for setting targets and tracking	Baseline		Results Achieved Prior Periods		This Reporting Period 30-April -17				Reporting Period 30-Jul-17		Reporting Period 30-Oct-17		FY 2017 Target		FY 2018 Target		FY 2019 Target		End of Activity Target	
			Achieved		Target		Achieved		Target		Target		Target		Target		Target		Target	
				25		1000	643													
Busia	0	0	0	0		111	5													
Kakamega	0	0	0	0		111	95													
Kisumu	0	0	0	24		111	106													
Kitui	0	0	0	1		111	112													
Makueni	0	0	0	0		111	83													
Migori	0	0	0	0		111	106													
Nairobi	0	0	0	0		111	0													
Nyamira	0	0	0	0		111	84													
Siaya	0	0	0	0		111	52													

*The technology adopted was Multy-storey gardening:

Number of service provider staff trained for improved service provision.

Custom Output IND 6.1:

TASK: Assist WSPs to improve operations and financial performance

ACTIVITY: Assist WSP boards of directors and corporate management teams to understand and apply good governance practices that guide the company to improved operational and financial performance and establish clear indicators of success.

UNIT	DISAGGREGATE BY:					
	Geographic Location	**Activity Title**	**Date**	**W**	**M**	**Subtotal**
	Busia	-	-	-	-	**-**
	Kakamega	WASH enterprise training Khwisero Community Water Supply	January- March 2017	0	2	**2**
		WASH enterprise training Kambiri Community Water Project	January- March 2017	1	1	**2**
		WASH enterprise training Mukongolo Community Water Project	January- March 2017	1	1	**2**

Number of service provider staff trained for improved service provision. Custom Output IND 6.1: **TASK:** Assist WSPs to improve operations and financial performance **ACTIVITY:** Assist WSP boards of directors and corporate management teams to understand and apply good governance practices that guide the company to improved operational and financial performance and establish clear indicators of success.						
		WASH enterprise training Bushiname Community Water Project	January- March 2017	0	1	**1**
		WASH enterprise training Bushiangala Ecosan Project	January- March 2017	1	1	**2**
		WASH enterprise training Grace Muchelule	January- March 2017	1	0	**1**
		WASH enterprise training Joseem Exhauster Enterprises	January- March 2017	0	2	**2**
		WASH enterprise training Kakamega Light Industry SACCO Sanitation Block	January- March 2017	1	1	**2**
		WASH enterprise training Lubao Community Water Project	January- March 2017	1	1	**2**
		WASH enterprise training Bukura Ekapuonje Community Water Project	January- March 2017	1	1	**2**
		WASH enterprise training Jims Exhauster Services	January- March 2017	0	1	**1**
		WASH enterprise training East Wanga Community Water Project	January- March 2017	0	2	**2**
	Kisumu	Gender mainstreaming and corporate governance training For KIWASCO	January- March 2017	1	18	**19**
	Kitui	Gender mainstreaming and corporate governance training For KITWASCO, KIMWASCO, Kitui County Rep and Tanathi WSB	January- March 2017	17	25	**42**
	Makueni	-	-	-	-	-
	Migori	-	-	-	-	-
	Nairobi	-	-	-	-	-
	Nyamira	-	-	-	-	-
	Siaya	-	-	-	-	-
	Totals			**25**	**57**	**82**

Number of service provider staff trained for improved service provision.

Custom Output IND 6.1:

TASK: Assist WSPs to improve operations and financial performance

ACTIVITY: Assist WSP boards of directors and corporate management teams to understand and apply good governance practices that guide the company to improved operational and financial performance and establish clear indicators of success.

Results:

Additional Criteria If other criteria are important, add lines for setting targets and tracking	Baseline		Results Achieved Prior Periods		This Reporting Period 30-April -17				Reporting Period 30-Jul-17		Reporting Period 30-Oct-17		FY 2017 Target		FY 2018 Target		FY 2019 Target		End of Activity Target	
			Achieved		Target		Achieved		Target		Target		Target		Target		Target		Target	
	W	M	W	M	W	M	W	M	W	M	W	M	W	M	W	M	W	M	W	M
Sex*: Women (W), Men (M)	**0**	**0**	**144**	**239**	**26**	**24**	**25**	**57**												
Busia	0	0	5	15	3	3	0	0												
Kakamega	0	0	23	20	3	3	7	14												
Kisumu	0	0	3	17	3	3	1	18												
Kitui	0	0	4	16	3	3	17	25												
Makueni	0	0	12	57	3	3	0	0												
Migori	0	0	4	22	3	3	0	0												
Nairobi	0	0	48	30	3	3	0	0												
Nyamira	0	0	41	44	3	3	0	0												
Siaya	0	0	4	18	3	3	0	0												

Number of sector stakeholders receiving TA for improved monitoring & evaluation, reporting, and accountability

Custom Output IND 6.2:

TASK: Assist WSPs to improve operations and financial performance

ACTIVITY: Assist WSP boards of directors and corporate management teams to understand and apply good governance practices that guide the company to improved operational and financial performance and establish clear indicators of success.

UNIT	DISAGGREGATE BY:					
	Geographic Location	**Activity Title**	**Date**			**Subtotal**
	Busia	Stakeholder training on monitoring & evaluation, reporting, and accountability	January- March 2017		10	**10**
	Kakamega	Stakeholder training on monitoring & evaluation, reporting, and accountability	January- March 2017		12	**12**
	Kisumu	Stakeholder training on monitoring & evaluation, reporting, and accountability	January- March 2017		7	**7**
	Kitui	Stakeholder training on monitoring & evaluation, reporting, and accountability	January- March 2017		13	**13**
	Makueni	Stakeholder training on monitoring & evaluation, reporting, and accountability	January- March 2017		8	**8**
	Migori	Stakeholder training on monitoring & evaluation, reporting, and accountability	January- March 2017		13	**13**
	Nairobi	Stakeholder training on monitoring & evaluation, reporting, and accountability	January- March 2017		11	**11**
	Nyamira	Stakeholder training on monitoring & evaluation, reporting, and accountability	January- March 2017		8	**8**
	Siaya	Stakeholder training on monitoring & evaluation, reporting, and accountability	January- March 2017		11	**11**
					93	**93**

Results:

Additional Criteria If other criteria are important, add lines for setting targets and tracking	**Baseline**		**Results Achieved Prior Periods**		**This Reporting Period 30-April -17**				**Reporting Period 30-Jul-17**		**Reporting Period 30-Oct-17**		**FY 2017 Target**		**FY 2018 Target**		**FY 2019 Target**		**End of Activity Target**	
			Achieved		**Target**		**Achieved**		**Target**		**Target**		**Target**		**Target**		**Target**		**Target**	
	0			**116**		**30**		**93**												
Busia	**0**			10		3		10												

Kakamega	**0**			11		3		12											
Kisumu	**0**			15		3		7											
Kitui	**0**			14		3		13											
Makueni	**0**			16		3		8											
Migori	**0**			13		3		13											
Nairobi	**0**			12		3		11											
Nyamira	**0**			9		3		8											
Siaya	**0**			16		3		11											

Number of people benefiting from Public-Private Partnerships in the WASH sector.
Custom Output IND 1.2

UNIT	**DISAGGREGATE BY:**					
	Geographic Location	**Activity Title**	**Date**			**Subtotal**
	Busia		-		-	
	Kakamega	-	-		-	
	Kisumu	-	-		-	
	Kitui	-	-		-	
	Makueni	-	-		-	
	Migori	-	-		-	
	Nairobi	-	-		-	
	Nyamira	-	-		-	
	Siaya	-	-		-	

Results:

Additional Criteria **If other criteria are important, add lines for setting targets**	**Baseline**	**Results Achieved Prior**	**This Reporting Period 30-April -17**	**Reporting Period 30-Jul-17**	**Reporting Period 30-Oct-17**	**FY 2017 Target**	**FY 2018 Target**	**FY 2019 Target**	**End of Activity Target**

and tracking			Periods																	
			Achieved		Target		Achieved		Target		Target		Target		Target		Target		Target	
	0			**0**		**6000**		**0**												
Busia	**0**			0		667		**0**												
Kakamega	**0**			0		667		**0**												
Kisumu	**0**			0		667		**0**												
Kitui	**0**			0		667		**0**												
Makueni	**0**			0		667		**0**												
Migori	**0**			0		667		**0**												
Nairobi	**0**			0		667		**0**												
Nyamira	**0**			0		667		**0**												
Siaya	**0**			0		667		**0**												

Number of new USG-supported public-private partnerships (PPPs) formed. Output IND 1.3:						
UNIT	**DISAGGREGATE BY:**					
	Geographic Location	**Activity Title**	**Date**			**Subtotal**
	Busia	-	-		-	
	Kakamega	-	-		-	
	Kisumu	-	-		-	
	Kitui	-	-		-	
	Makueni	-	-		-	
	Migori	-	-		-	
	Nairobi	-	-		-	
	Nyamira	-	-		-	
	Siaya	-	-		-	

Results:

Additional Criteria If other criteria are important, add lines for setting targets and tracking	**Baseline**		**Results Achieved Prior Periods**		**This Reporting Period 30-April -17**				**Reporting Period 30-Jul-17**		**Reporting Period 30-Oct-17**		**FY 2017 Target**		**FY 2018 Target**		**FY 2019 Target**		**End of Activity Target**	
			Achieved		**Target**		**Achieved**		**Target**		**Target**		**Target**		**Target**		**Target**		**Target**	
	0			**0**				**0**												
Busia	**0**			0				**0**												
Kakamega	**0**			0				**0**												
Kisumu	**0**			0				**0**												
Kitui	**0**			0				**0**												
Makueni	**0**			0				**0**												
Migori	**0**			0				**0**												
Nairobi	**0**			0				**0**												
Nyamira	**0**			0				**0**												
Siaya	**0**			0				**0**												

Number of clients benefiting from financial services provided through USG-assisted financial intermediaries, including non-financial institutions or actors.
Output IND 2.1 (EG 4.2-1)::
TASK: Support the creation of new financial products for WASH service providers and consumers
ACTIVITY: Develop WASH-specific loan product for enterprises and/or households

UNIT	DISAGGREGATE BY:					
	Geographic Location	Activity Title	Date			Subtotal
	Busia	-	-		-	
	Kakamega	-	-		-	
	Kisumu	-	-		-	
	Kitui	-	-		-	
	Makueni	Safe Produce Solutions Limited (SPSL)	January- March 2017		1	1
	Migori	-	-		-	
	Nairobi	-	-		-	
	Nyamira	-	-		-	
	Siaya	-	-		-	
					1	1

Results:

Additional Criteria If other criteria are important, add lines for setting targets and tracking	Baseline		Results Achieved Prior Periods		This Reporting Period 30-April -17				Reporting Period 30-Jul-17		Reporting Period 30-Oct-17		FY 2017 Target		FY 2018 Target		FY 2019 Target		End of Activity Target	
			Achieved		Target		Achieved		Target		Target		Target		Target		Target		Target	
	0			0				0												
Busia	0			0				0												
Kakamega	0			0				0												
Kisumu	0			0				0												
Kitui	0			0				0												
Makueni	0			0				1												
Migori	0			0				0												
Nairobi	0			0				0												
Nyamira	0			0				0												
Siaya	0			0				0												

IV. CONSTRAINTS AND OPPORTUNITIES

CONSTRAINTS AND OPPORTUNITIES

Challenge/opportunity	Actions taken or recommendations to address the challenges
Most WASH enterprises lack the necessary operating licenses to carry out their respective businesses.	The ongoing coaching and mentoring support by KIWASH includes identifying the required types of registration and licensing and helping the WASH enterprises to obtain them e.g. registration as Water User Associations (WUAs), obtaining business permits from county governments.
Governance, leadership and management of WSPs still remains a major opportunity for KIWASH engagement.	Governance, leadership and management of WSPs and rural water projects remain a key challenge. The new rural projects to be supported for infrastructure development will need support and capacity building. Most of the rural projects management committees are appointed on a political basis and not merit.
High cost of electricity that raises the production cost for most of the water enterprises, thereby limiting their ability to cover O&M costs and ability to expand services.	KIWASH is encouraging and supporting a number of WASH enterprises to install hybrid solar and electricity pumping systems to ensure steady supply of water and further reduce production costs.
Rural water management remains a major challenge since schemes go into disrepair within months after completion.	KIWASH in partnership with WASREB is developing a Rural Water Management Framework. The process will include identifying rural water governance trends in selected counties by looking at achievements, challenges and opportunities. This will strengthen policy and legislative reform to facilitate investments in the rural water management.
Lack of clear structures for some of the WASH enterprises, especially those that are communally owned, to operate and manage their businesses in a professional manner.	The ongoing capacity development support by KIWASH presents an opportunity for the WASH enterprises to professionalize their operations in order to enhance their sustainability.
The majority of small to medium-size WASH enterprises in the nine counties lack the professional business skills required to attract financing for expansion or improvement of their businesses.	KIWASH's capacity building support is aimed at improving the operations of the WASH enterprises. Some of them have been proposed for an injection of direct infrastructure grants which, when coupled with the improved operations, should enhance their creditworthiness either for recoverable grants or commercial financing in the near future.
CLTS data reporting is a challenge in the target counties.	Training on CLTS data reporting tools underway for sub county WASH officers and staff.
Rallying sector players to work together in achieving common health goal is constrained by the existing parallel systems in government.	KIWASH resolved to working with existing structures that promote intersectoral action e.g using community health staff/CHVs in planning, implementing, monitoring of WASH, nutrition and household agricultural production.
Reduced work force in government sector players. Existing staff are overwhelmed by requests to implement and monitor project-based activities	To tackle the challenge, KIWASH is increasingly encouraging use of volunteers to bridge the gap in

Challenge/opportunity	Actions taken or recommendations to address the challenges
alongside the regular Government work.	labor force, e.g in CLTS implementation. KIWASH is using community champions to spur progress. Similarly, a household mapping exercise is conducted by volunteers alongside the CHVs.
Recent assessment of WASH status in health facilities shows deplorable coverage. Software WASH components should be complemented with infrastructure for meaningful health gains but AMEP indicators measure access at the household level, limiting possibilities for WASH investments.	Cognizant of AMEP requirements, KIWASH is redesigning the scope of WASH in health facilities to include communal water kiosk where applicable.
Low debt service capacity among KIWASH utilities. For example, Kakamega, while willing to take on commercial finance, they have a debt of KES 5.2 billion from a Water Service Board loan and are required to start paying KES million per month from June 2017, yet they only collect 19 million per month.	Working with the utility to see if they can identify small projects that can significantly increase revenues.

V. PERFORMANCE MONITORING

An updated and approved activity monitoring and evaluation plan (AMEP) that describes 33 indicator metrics with targets and procedures for measuring them was disseminated to program staff through various platforms including face-to-face training sessions in order to improve their understanding of KIWASH indicators. This led to improvement in streamlining and integrating the project's M&E system to better respond to USAID reporting requirement.

The M&E team also supported the revision and development of additional tools for measuring certain key performance indicators. For example, the technical staff were provided with a point estimation methodology that would enable determination of the proportion of individuals who meet the criteria for basic drinking water. The table below gives a summary of some of the key tools developed/revised to better streamline reporting.

Tool	Purpose
Sample Spot Survey Questionnaire	Applied in estimating number of beneficiaries for Cross-cutting indicator 1 (HI.8.1-1): Number of people gaining access to basic drinking water services in target counties as a result of USG assistance
Activities/Beneficiary Monitoring Tool For WASH service providers	Applied in monitoring and capturing improvement in service delivery as well as number of beneficiaries following a technical assistance to the WASH services providers
Household Agri-Production and Nutrition Monitoring Form (HAPAN FORM 2017)	Applied in monitoring and capturing numbers on the 8 Feed the Future indicators for all household Agri-production and nutrition interventions
Community Monitoring Plan for ODF (CMP) 2017 (After ODF verification)	Applied in ODF sustainability monitoring after ODF verification
WSP CAP Tool	Applied to WSPs at baseline and end line to determine change in Performance Scores after capacity building efforts

Communications and Marketing

During the reporting period, the communications team continued to implement its activity plan to facilitate robust sharing of information about the progress and early impact of KIWASH activities through various platforms.

In mid-February, KIWASH successfully launched its official social media pages (i.e. Facebook, Twitter and Flickr) and started engaging with key audiences who include USAID, county governments, stakeholders in the water sector and the general public about the various KIWASH investments and their benefits to Kenyans. The following table shows progress on our social media pages:

Platform	Likes/followers	No. of Tweets/Posts	Average daily reach
Facebook	149	27	1,028
Twitter	34	29	129 impressions

Our tweets earned 10,300 impressions over this period as shown in the image below.

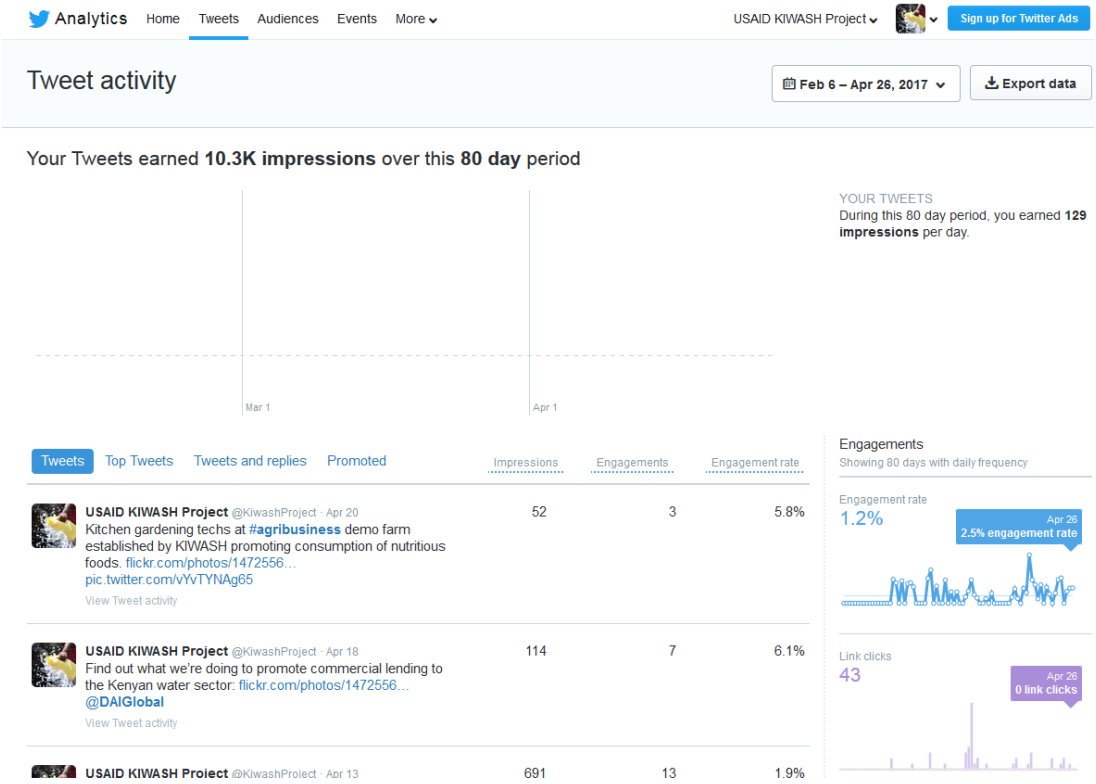

The communications team also achieved the following goals during the reporting period:

- Created a communications contact database of all partners with over 478 email addresses
- 27 Facebook posts
- 29 Tweets
- 6 Flickr photo albums
- One newsletter completed and circulated to about 460 people including our partners and USAID Kenya and East Africa
- Five success stories submitted to USAID

VI. PROGRESS ON GENDER STRATEGY

KIWASH conducted Gender Equality Mainstreaming Training for Kisumu Water and Sewerage Company, Kitui Water and Sanitation Company (KITWASCO) and Kiambere-Mwingi Water and Sanitation Company (KIMWASCO) staff. During the workshop, the participants were introduced to gender mainstreaming activities in their core activities like NRW management, operations and maintenance, customer care services among others.

VII. PROGRESS ON ENVIRONMENTAL MITIGATION AND MONITORING

Protection of springs: The provisions of the Environmental Mitigation and Monitoring Plan for these works were duly carried out and reported upon. The backfilling of excavated spring areas was properly done and areas fenced to allow for natural revegetation. All construction materials were handled with care to avoid contamination of the water source, including thorough clean-up after construction. To ensure good hygiene levels, separate wash bays were constructed around the springs with soak pits. Proper use of the springs including regular management practices such as wash bay cleaning, clearing overgrowth of vegetation, opening drains, and run-off control, were monitored regularly. For environmental remediation, KIWASH supported the Water Resource Users Associations and Water Resources Management Authority to sensitize beneficiary communities on removal of eucalyptus trees that degrade environments around water resources such as springs.

VIII. PROGRESS ON LINKS TO OTHER USAID PROGRAMS

- KIWASH worked with other USAID partners engaged in promotion of agriculture and nutrition services under the Feed the Future agri-nutrition partnership forum. The forum constitutes organizations such as Global Alliance in Nutrition (GAIN), Nutrition and Health Promotion Programme (NHP+), Once Acre Fund, Accelerated Value Chain Development (AVCD) and Kenya Agricultural Value Chain Enterprise (KAVES). The forum enhances coordination in programing, increasing efficient resource use and avoiding duplicity of partner efforts.
- While targeting households for KIWASH interventions, every effort was made to map areas and beneficiaries with ongoing USAID interventions – e.g in Kakamega KIWASH supported farmer groups (on kitchen gardening and irrigation technologies) are USAID-KAVES supported farmers.
- KIWASH hosted the irrigation thematic group meeting. Participants included representatives from Nutrition and Health Program Plus (NHP plus), Kenya Agricultural Value Chains project (KAVES), Accelerated Value Chains Project (AVCD) and the Kenya Innovations Engine (KIE).

IX. PROGRESS ON LINKS WITH GOK AGENCIES

- During the reporting period, KIWASH continued to work with nutritionists and public health officers from the county departments of sanitation and nutrition to roll out WASH and nutrition services at community and health facility levels. Linkage was also made with the home economics officers from the Ministry of Agriculture to initiate community and outreach services in nutrition education.
- While implementing MUS and irrigation activities, KIWASH engaged officers from the department of agriculture, department of irrigation and government health facilities. The

agriculture officers were involved in identification and verification of farmer groups as well as in providing training on kitchen gardening/irrigation technologies with backup by the MUS Specialist.

- Officers from the two ministries were crucial in the in identification of mother-mother support groups, HIV/AIDS support groups, farmer groups and community unit groups for targeting of our interventions. The officers were also instrumental in supporting the household mapping exercise for beneficiary targeting and registration.
- KIWASH collaborated with the technical teams of the respective county governments of Busia, Kakamega, Kisumu, Migori, Nyamira, Siaya, Kitui and Makueni in conducting the technical assessments and survey for the proposed infrastructure works for the WASH enterprises. In the case of Nairobi, this was done in collaboration with Nairobi City Water & Sewerage Company (NCWSC), which is the mandated institution for water and sanitation service provision in the whole of Nairobi County. This linkage with governmental agencies was necessary for strengthening the working relationship between KIWASH and the leadership of respective county governments.
- KIWASH collaborated with WASREB to develop a national rural water management framework. The process includes identifying rural water governance trends in selected counties by looking at achievements, challenges and opportunities. This new framework will strengthen policy and legislative reform to facilitate investments in the rural water management.

X. PROGRESS ON USAID FORWARD

To be reported in subsequent quarters.

XI. SUSTAINABILITY AND EXIT STRATEGY

The KIWASH approach of training and following up with on the job coaching and mentorship helps to further instill a sense of ownership and sustainability, which is essential in ensuring continuity beyond the project period. The process of delivering the training interventions for both the county governments and target WASH enterprises has been designed to strengthen their capacity to reflect and plan on their own. For instance, the gap analysis exercise provided opportunities for reflection and helped trigger collective action on what needs to be done to help improve and expand WASH services.

XII. GLOBAL DEVELOPMENT ALLIANCE (IF APPLICABLE)

Not applicable.

XIII. SUBSEQUENT QUARTER'S WORK PLAN

Subsequent Quarter's Work Plan

KIWASH will undertake the following activities in the next quarter:

Task 1.1 – Provide business development services for WASH services and products

- Continue with the coaching and mentoring support to target WASH Enterprises to help strengthen their business operations.
- Conduct training of WASH Enterprises in Financial and Business Management, including Staff Management, to strengthen their business operations for improved and expanded services.
- Conduct a Capacity and Performance (CAP) assessment for 95 WASH Enterprises to establish the baseline for key performance indicators defined by AMEP.
- Develop additional modules for training the WASH Enterprises as outlined in the Capacity Development Action Plan.
- Provide coaching and mentoring support for WASH Enterprises to strengthen their business operations and provide linkages to finance for improved and expanded services.
- Initiate Public Private Partnerships (PPPs) in all target counties and identify enterprises that will be engaged for PPPs.

Task 1.2: Scale up sanitation, sanitation marketing, and hygiene promotion

- Assist county governments to design and rollout sanitation and hygiene promotion campaigns linked to their CLTS programs
- Continue market surveys of sanitation and hygiene products to identify gaps in the supply chains
- Assist sanitation providers to design and test approaches for marketing of sanitation services and products linked to county efforts to improve sanitation and hygiene
- Develop and implement a marketing strategy for available sanitation and hygiene options (i.e. a marketing mix on products, place, promotion and price)
- Support identification and capacity building of sanitation supply actors (masons) on construction of appropriate sanitation options
- Support identification and capacity building of sanitation supply actors (masons) on construction of appropriate sanitation options. Target = 70 masons
- Support selected villages and/or wards in delivering open defecation free status through appropriate sanitation and hygiene approaches
- Support provision of improved sanitation facilities in selected institutional settings
- Design sanitation and hygiene BCC materials to compliment efforts in sanitation campaign
- Support selected villages and/or wards in delivering open defecation free status through appropriate sanitation and hygiene approaches

Task 1.3 – Introduce and Promote Low Cost Sanitation Products and Services

- Continue with identification and promotion of low cost sanitation products and services to spur their uptake/ scale up due to the catalyzed market.
- Identify and incubate WASH enterprises that produce and/ or sell sanitation products to improve their business operations and sales.
- Strengthen the sanitation supply chain to increase demand and uptake of the identified low cost sanitation products and services.

Task 1.4 – Strengthen the effective monitoring and evaluation (M&E) of WASH

- Conduct a Capacity and Performance (CAP) assessment for 95 WASH Enterprises to establish baselines for the key performance indicators defined by AMEP.

- Continue supporting the WASH Enterprises inculcate a culture of monitoring their progress and performance on key parameters / indicators

Task 2.2: Assist WSPs to improve operations and financial performance

- Assist WSP boards of directors and corporate management teams to understand and apply good governance practices that guide the company to improved operational and financial performance and establish clear indicators of success
- Conduct gender equality mainstreaming training and support the development of WSP department level plans to apply gender equality mainstreaming into WSP policies, practices and procedures
- Provide manual templates for operations, finance, human resources and customer service, and support WSPs in adapting these manuals to their operations

Task 2.3: Assist WSPs develop investment strategies that will substantially expand coverage

- Assist WSPs to develop and implement market assessments in targeted areas to understand the willingness and potential for paid-for water and sanitation services
- Assist WSPs to develop investment proposals for development partners and commercial banks to expand coverage
- Link WSPs to the Development Credit Authority (DCA) and other financing facilities and mechanisms
- Integrate gender equality mainstreaming into the market assessment instruments and analyses, and into the development and implementation of community outreach and education programs

Task 3.1: Integrated and promote essential nutrition and WASH interventions

- Complete the development and pilot an integrated WASH and nutrition training guide tailored to county needs in collaboration with APHIA partners and MOH
- Following the training guide, conduct training-of-trainers refresher courses for community health workers, nutritionists, and other key groups at the county level
- Cascade integrated WASH/Nutrition training to CHV's and village resource persons in target counties. Target =200 people
- Support the strengthening of community health structures (e.g. mother support groups and CU's) to enhance delivery of ENA and EWA interventions
- Design of BCC materials with integrated WASH/Nutrition actions

Task 3.2: Improve integration of WASH, MCH and nutrition services

- Develop targeted EWA job aids to reinforce training efforts on best practices
- Support the introduction of EWA in ORT corners at health facilities and clinics
- Design WASH promotion kits and distribution programs
- Conduct training on essential WASH and nutrition actions for health care providers in MCH facilities
- Work with trained MCH staff/CHVs to promote nutrition and WASH/health educational talks to expectant mothers and care givers during ANC/PNC visits

Task 3.3: Strengthened evidence base and programming guidance for coordinated WASH-nutrition programming

- Support convening of the nutrition technical working groups in the counties where they exist.
- Together with UNICEF and other Partners in the WASH forum, explore the possibility of establishing 1 or 2 WASH Hubs at the County level to assist in coordination of WASH/CLTS activities in the county.

Task 4.1: Increased access to water for agricultural productivity

- Work with county agriculture departments, USAID projects and other partners to continue to mobilize and identify farmers and introduce Irrigation technologies and Kitchen gardening to them.
- Conduct farmer field surveys to establish the suitability of the selected sites and farmer groups for MUS interventions.
- Establish demonstration sites to show case irrigation technologies and promote local adoption at identified health facilities and in the community through lead farmers.
- Organize training workshops for farmers on good agricultural practices and link them to irrigation technology suppliers.
- Procure irrigation equipment and supplies and through the identified irrigation suppliers have them installed for farmers to increase the production of nutrient dense foods under the recoverable grants program.

Task 4.2: Deliver nutrition messaging to promote preparation and consumption of nutrient-dense and diverse foods

- Organize farmer extension and outreach services through selected farmer groups to provide WASH, nutrition and health talks at demonstration sites to promote nutritious food production and consumption.

Task 4.3: Provide agricultural training and support services

- Conduct training for agricultural extension workers for provision of follow up services to KIWASH targeted farmers in locations without FTF support.
- Collaborate with county departments and partners to conduct agricultural field days and trade fairs to promote best practices and adoption of irrigation technologies, and facilitate input and output market linkages.
- Convene county level agriculture coordination meetings. KIWASH will fund at least one meeting per county (where applicable) on an annual basis. These are usually conducted on a quarterly basis and supported by partners present in the county.

Task 5.2: Integrate fecal sludge management with sanitation services

- Identify additional innovative models that can effectively and efficiently enhance the use of fecal sludge to byproducts like fertilizers and /or bio gas, etc.
- Strengthen the capacity of manual pit emptiers to allow them to get formal recognition and improve safety of their operations.

Task 6.1: Strengthening local governance and management

- Conduct corporate governance training for SIBOWASCO board of directors

- Citizen dialogue meeting implemented to improve stakeholder relations and clarify roles and expectations
- Support Development of Strategic Plan for KIWASCO, MIWASCO and KACWASCO
- Assist county governments and the institutional partners in developing/updating monitoring and evaluation tools for effective resource allocation and management.
- Assist county governments in creating and rolling out citizen engagement forums.
- Host one WASH Network meeting in Kisumu, Kakamega, Busia, Nyamira, Migori and Siaya.

Task 6.2: Promote public-private community partnerships for better WASH services delivery

- Conduct training for County Government and WSP staff on the development, facilitation and management of PPCPs in at least four counties.

Task 7.1: Assist with WASH sector transition to devolution

- Sensitize WSPs and county governments on unbundling of roles and devolution of water services by demystifying myths around the provisions listed in Schedule 4 of the COK 2010
- Sensitize and support the County Governments and the WSPs to unbundle and understand the Water Act 2016.

Task 7.2: Support selected WASH sector policy reforms

- Support County governments to review, develop and adopt Water Policy and legislation
- Support county governments to review, develop adopt Environmental Health and Sanitation s Policy and Legislation
- Conduct stakeholder workshops for public participation in development of water bill for Kisumu and Nyamira Counties

Task 7.3: Support USAID program learning

- Conduct an annual forum for reporting KIWASH implementation progress.
- Support Makueni, Kitui and Nyamira Counties set and develop their County specific WASH networks

XIV. FINANCIAL INFORMATION

As KIWASH is mid-way through year 2, operational spending has stabilized. We anticipate spending overall will continue to rise due to increases in technical activities and grants administered.

Cash Flow Report and Financial Projections (Pipeline Burn-Rate)

CHART 1: OBLIGATIONS VS. CURRENT AND PROJECTED EXPENDITURES

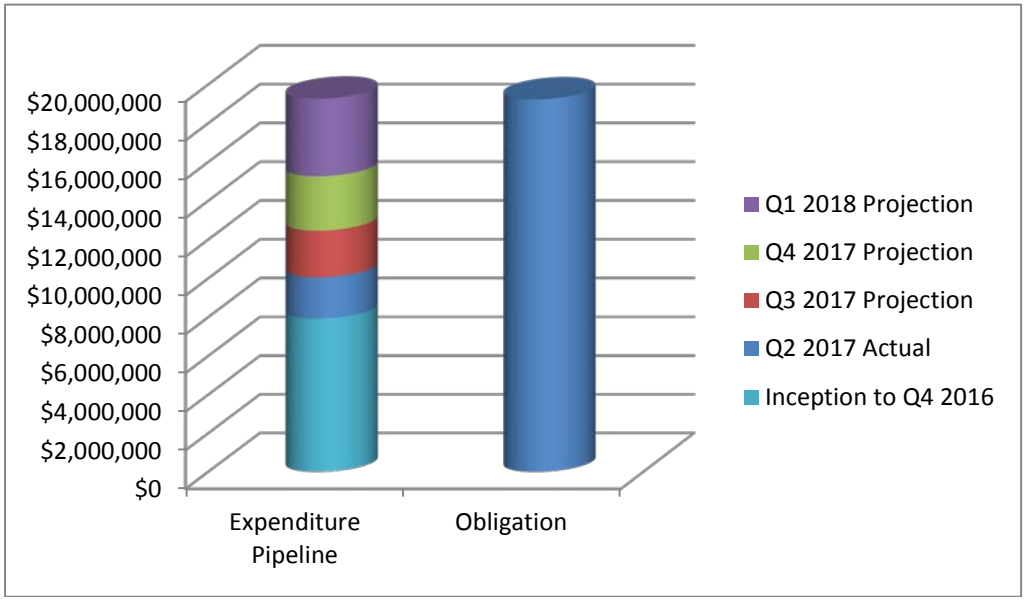

TABLE 3: BUDGET DETAILS

Total Estimated Cost: **$50,995,898**
Cumulative Obligation: **$19,239,703**
Cumulative Expenditure: **$10,063,570**

Obligation	2nd Quarter 2017 Actual Expenditures	3rd Quarter 2017 Projected Expenditures	4th Quarter 2017 Projected Expenditures	1st Quarter 2018 Projected Expenditures
Total: 19,239,703.68	2,129,047	2,406,233	2,806,811	3,999,633
Salaries and Wages*	234,537	241,432	258,043	259,114
Fringe Benefits	19,959	19,925	27,364	27,769
Overheard	133,153	136,741	149,324	150,095
Travel, Transportation and Per diem	161,401	80,054	73,096	73,096
Allowances	14,399	68,676	123,838	39,876
Other Direct Costs	794,571	476,411	534,132	821,111
Procurement (Office & IT Equipment)	36,570	18,500	51,240	51,240
Consultants	8,538	14,400	14,400	14,400
Subcontractors	423,568	956,446	1,054,905	965,549

Obligation	2nd Quarter 2017 Actual Expenditures	3rd Quarter 2017 Projected Expenditures	4th Quarter 2017 Projected Expenditures	1st Quarter 2018 Projected Expenditures
Grants Under Contract	0	60,000	140,000	220,000
General & Administrative	200,389	220,781	250,812	263,527
Fixed Fee	101,962	112,867	129,657	1,113,856

* Labor: This category only includes costs classified as labor for the purposes of indirect rate application per DAI's approved NICRA

BUDGET NOTES	
Salary and Wages	Salaries and wages have stabilized as the project is fully staffed. An increase to this line is projected due to the proposed long-term Activity Implementation Manager.
Fringe Benefits	Fringe benefits are constant ratio against expatriate labor. Calculated per award conditions.
Overhead	Overhead is a constant ratio against labor. Calculated per award conditions.
Travel, Transport, Per Diem	Travel expenses have stabilized.
Allowances	Allowances are constant except for education allowance which is the cause of the spike in allowances in Q4 and mobilization of the Activity Implementation Manager in Q3.
Other Direct Costs	The level of expenditures will increase as the project continues to ramp up technical activities.
Procurement	Equipment and supplies will increase as we start purchasing technical supplies such as items for the kitchen gardens.
Consultants	Consultants will increase in future quarters as technical activities increase.
Subcontracts	Subcontractor costs continue to increase as the long-term subcontractor staff come on board. Additionally, the project will start hiring local subcontractors for construction.
Grants under contract	We will start making payments in Q3 under approved grant agreements.
G&A	Calculated per award conditions.
Fee	Calculated per award conditions.

TABLE 4: NEW SUB-AWARD DETAILS

Total Amount in the approved budget for sub-awards: $2,200,000

Total Amount sub-awarded to date: $730,415

Grantee	Award Amount
Safe Produce Solutions Ltd.	$197,000
KIWASCO – Nyahera Mkendwa Water Supply Scheme	$100,266
Gusii Water and Sanitation Company Limited (GWASCO)	$118,561
Kiambere Mwingi Water and Sanitation Company (KIMWASCO)	$100,000
Kisumu Water & Sewerage Company (KIWASCO) – Nyakach Water Supply Scheme.	$100,992
Migori County Water and Sanitation Company Ltd (MIWASCO)	$113,331

.

ANNEX I – COUNTY ACTIVITY MAPS

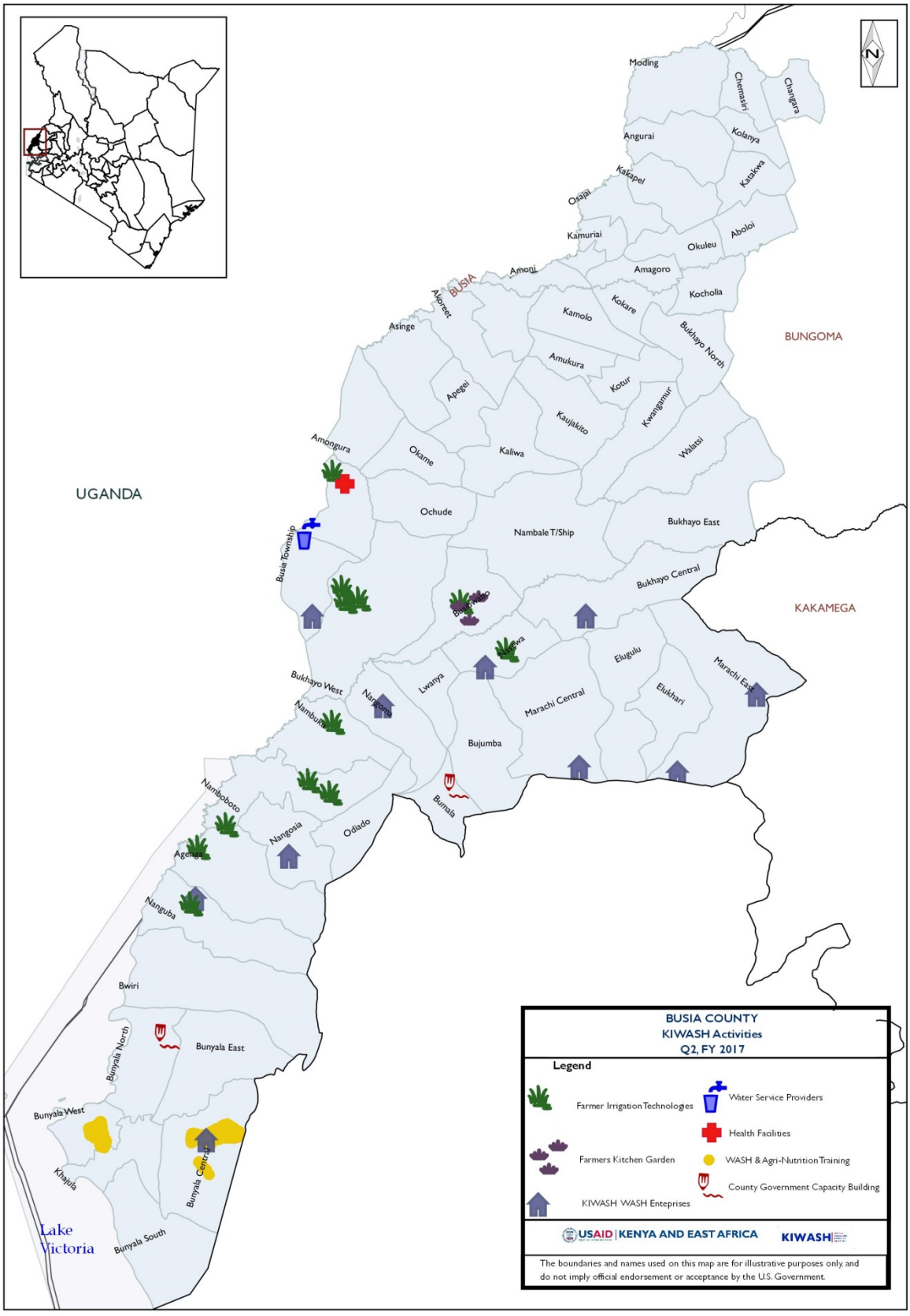

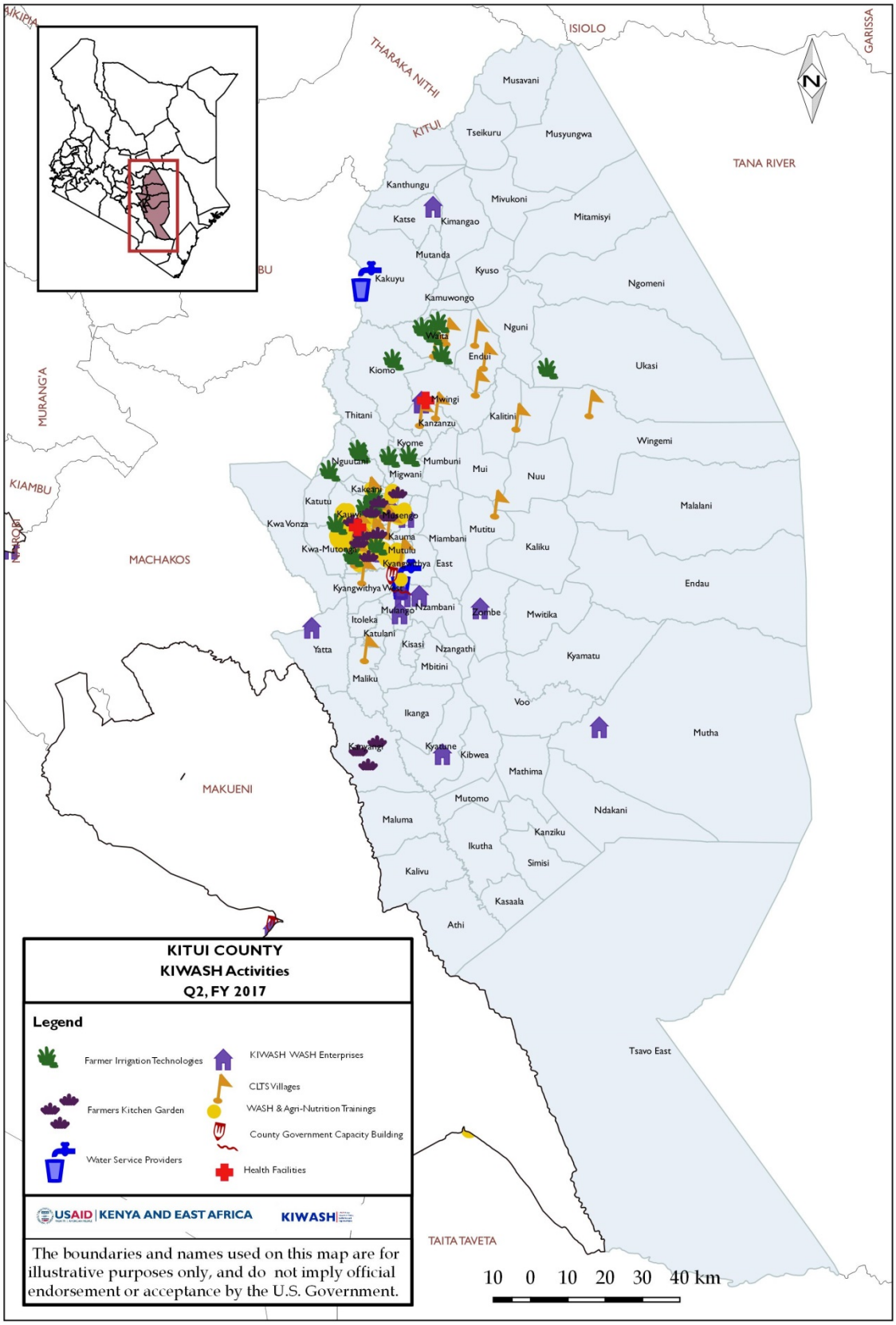
ISIOLO
GARISSA
THARAKA NITHI
KITUI
TANA RIVER
MURANG'A
KIAMBU
MACHAKOS
MAKUENI
TAITA TAVETA
Musavani
Tseikuru
Musyungwa
Kanthungu
Mivukoni
Katse
Kimangao
Mitamisyi
Mutanda
Kyuso
Kakuyu
Ngomeni
Kamuwongo
Nguni
Endui
Ukasi
Kiomo
Mwingi
Thitani
Kanzanzu
Kalitini
Wingemi
Kyome
Mumbuni
Migwani
Mui
Nuu
Malalani
Katutu
Kwa Vonza
Kauma
Miambani
Mutitu
Kaliku
Endau
Mutulu
Kyangwithya East
Kyangwithya West
Mutango
Nzambani
Zombe
Mwitika
Itoleka
Katulani
Yatta
Kisasi
Nzangathi
Kyamatu
Mbitini
Maliku
Voo
Ikanga
Mutha
Kyatune
Kibwea
Mathima
Mutomo
Ndakani
Maluma
Kanziku
Ikutha
Simisi
Kalivu
Kasaala
Athi
Tsavo East
N
KITUI COUNTY
KIWASH Activities
Q2, FY 2017
Legend
Farmer Irrigation Technologies
KIWASH WASH Enterprises
CLTS Villages
Farmers Kitchen Garden
WASH & Agri-Nutrition Trainings
County Government Capacity Building
Water Service Providers
Health Facilities
USAID | KENYA AND EAST AFRICA
KIWASH
The boundaries and names used on this map are for illustrative purposes only, and do not imply official endorsement or acceptance by the U.S. Government.
10 0 10 20 30 40 km

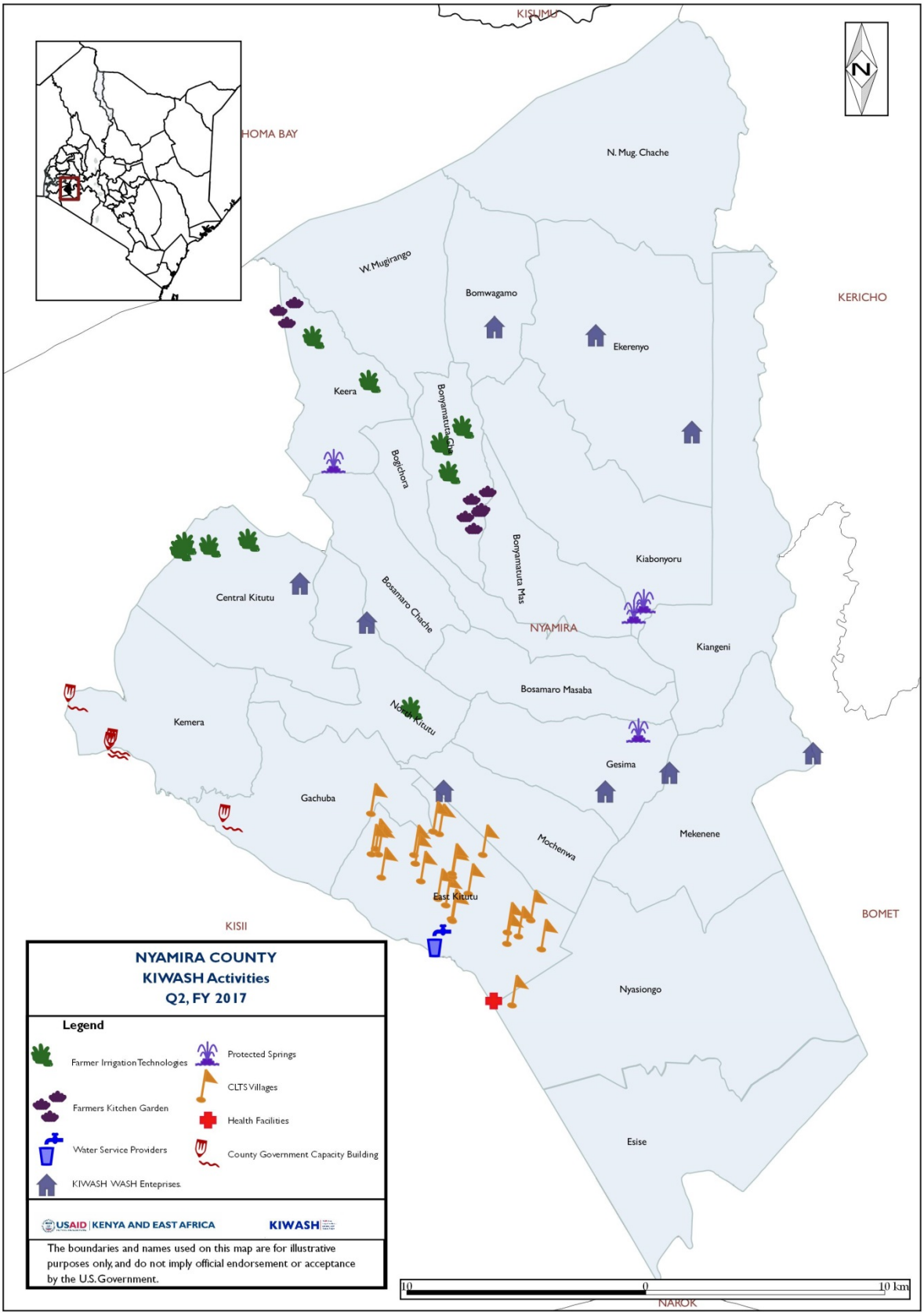
KISUMU
HOMA BAY
N
N. Mug. Chache
W.Mugirango
Bomwagamo
KERICHO
Ekerenyo
Keera
Bonyamatuta Ch
Bogichora
Bonyamatuta Mas
Kiabonyoru
Central Kitutu
Bosamaro Chache
NYAMIRA
Kiangeni
Bosamaro Masaba
North Kitutu
Kemera
Gesima
Gachuba
Mekenene
Mochenwa
East Kitutu
KISII
BOMET
Nyasiongo
Esise
NAROK
10
0
10 km
NYAMIRA COUNTY
KIWASH Activities
Q2, FY 2017
Legend
Farmer Irrigation Technologies
Protected Springs
CLTS Villages
Farmers Kitchen Garden
Health Facilities
Water Service Providers
County Government Capacity Building
KIWASH WASH Enteprises
USAID | KENYA AND EAST AFRICA
KIWASH
The boundaries and names used on this map are for illustrative purposes only, and do not imply official endorsement or acceptance by the U.S. Government.

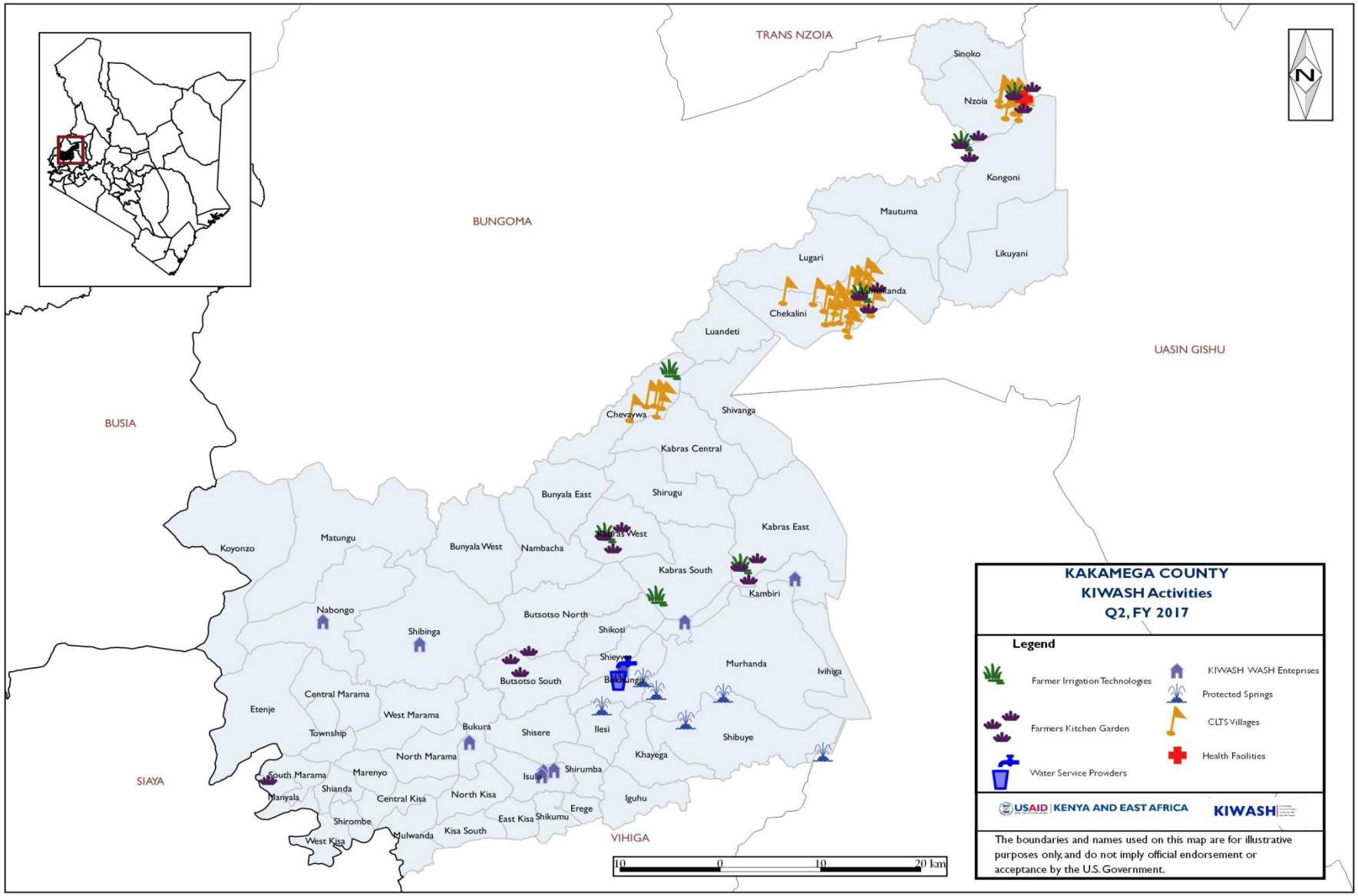
TRANS NZOIA
BUNGOMA
BUSIA
SIAYA
UASIN GISHU
VIHIGA
Sinoko
Nzoia
Kongoni
Mautuma
Likuyani
Lugari
Chekalini
Luandeti
Chevaywa
Shivanga
Kabras Central
Bunyala East
Shirugu
Kabras West
Kabras East
Matungu
Koyonzo
Bunyala West
Nambacha
Kabras South
Kambiri
Nabongo
Shibinga
Butsotso North
Shikoti
Murhanda
Ivihiga
Butsotso South
Central Marama
Etenje
West Marama
Township
Bukura
Shisere
Ilesi
Shibuye
North Marama
Khayega
South Marama
Marenyo
Isulu
Shirumba
Manyala
Shianda
Central Kisa
North Kisa
Iguhu
Shirombe
East Kisa
Shikumu
Erege
Mulwanda
Kisa South
West Kisa
N
10 0 10 20 km
KAKAMEGA COUNTY
KIWASH Activities
Q2, FY 2017
Legend
Farmer Irrigation Technologies
KIWASH WASH Enteprises
Protected Springs
Farmers Kitchen Garden
CLTS Villages
Health Facilities
Water Service Providers
USAID | KENYA AND EAST AFRICA
KIWASH
The boundaries and names used on this map are for illustrative purposes only, and do not imply official endorsement or acceptance by the U.S. Government.

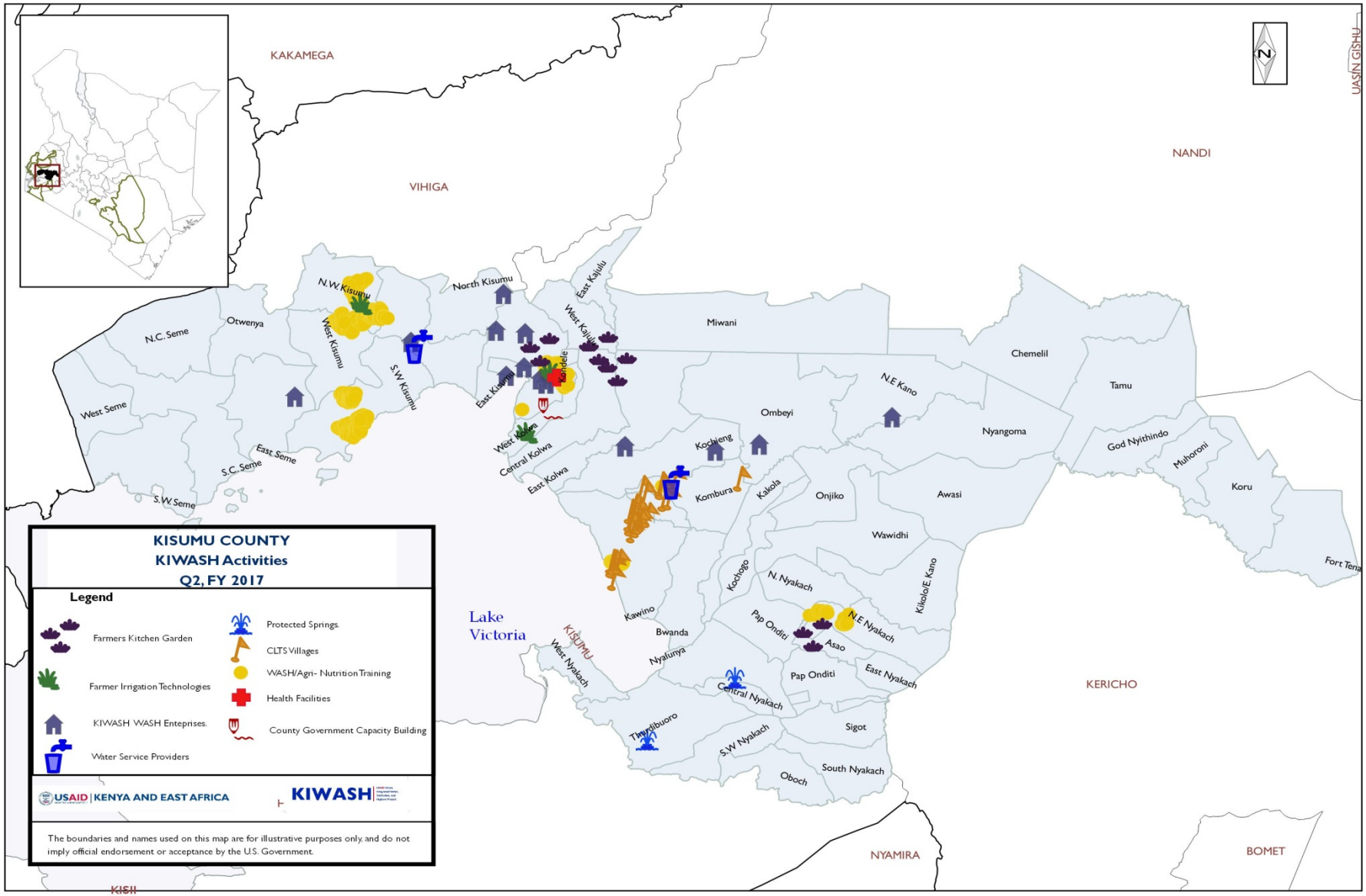
KISUMU COUNTY
KIWASH Activities
Q2, FY 2017
Legend
Farmers Kitchen Garden
Farmer Irrigation Technologies
KIWASH WASH Enteprises.
Water Service Providers
Protected Springs.
CLTS Villages
WASH/Agri- Nutrition Training
Health Facilities
County Government Capacity Building
USAID | KENYA AND EAST AFRICA
KIWASH
The boundaries and names used on this map are for illustrative purposes only, and do not imply official endorsement or acceptance by the U.S. Government.
KAKAMEGA
VIHIGA
NANDI
KERICHO
NYAMIRA
BOMET
Lake Victoria
KISUMU
N.W.Kisumu
North Kisumu
East Kajulu
West Kajulu
N.C. Seme
Otwenya
West Kisumu
S.W Kisumu
East Kisumu
Kondele
West Seme
East Seme
S.C. Seme
S.W.Seme
West Kolwa
Central Kolwa
East Kolwa
Miwani
Ombeyi
Kochieng
Kombura
Kakola
Onjiko
Awasi
Wawidhi
N.E Kano
Chemelil
Tamu
Nyangoma
God Nyithindo
Muhoroni
Koru
Fort Tenan
Kikolo/E. Kano
Kochogo
N. Nyakach
N.E Nyakach
Asao
Pap Onditi
East Nyakach
Central Nyakach
S.W Nyakach
Sigot
South Nyakach
Oboch
Thurdibuoro
Kawino
Bwanda
Nyalunya
West Nyakach

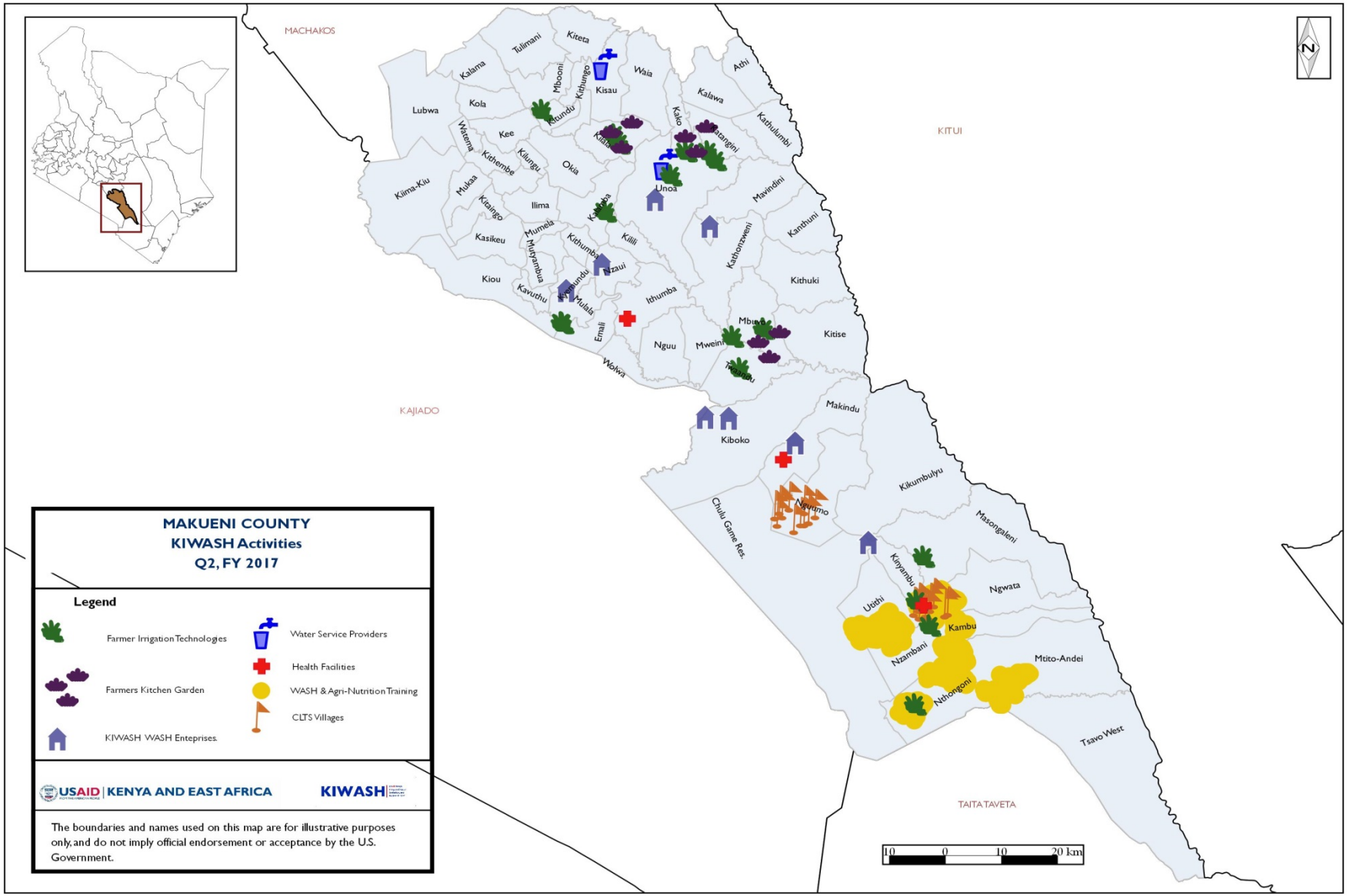
MAKUENI COUNTY
KIWASH Activities
Q2, FY 2017
Legend
Farmer Irrigation Technologies
Farmers Kitchen Garden
KIWASH WASH Enteprises.
Water Service Providers
Health Facilities
WASH & Agri-Nutrition Training
CLTS Villages
USAID | KENYA AND EAST AFRICA
KIWASH
The boundaries and names used on this map are for illustrative purposes only, and do not imply official endorsement or acceptance by the U.S. Government.
MACHAKOS
KITUI
KAJIADO
TAITA TAVETA
Tulimani
Kiteta
Kalama
Mbooni
Kithungo
Kisau
Waia
Athi
Kalawa
Kathulumbi
Lubwa
Kola
Kitundu
Kako
Watema
Kee
Kiiala
Kithembe
Kilungu
Okia
Unoa
Kiima-Kiu
Mukaa
Kitaingo
Ilima
Mavindini
Kanthuni
Kasikeu
Mumela
Kithumba
Kilili
Kathonzweni
Kiou
Kavuthu
Nzaui
Ithumba
Kithuki
Mulala
Emali
Nguu
Mweini
Kitise
Wolwa
Makindu
Kiboko
Kikumbulyu
Chulu Game Res.
Ngutumo
Masongaleni
Kinyambu
Ngwata
Utithi
Kambu
Nzambani
Mtito-Andei
Nthongoni
Tsavo West
10 0 10 20 km

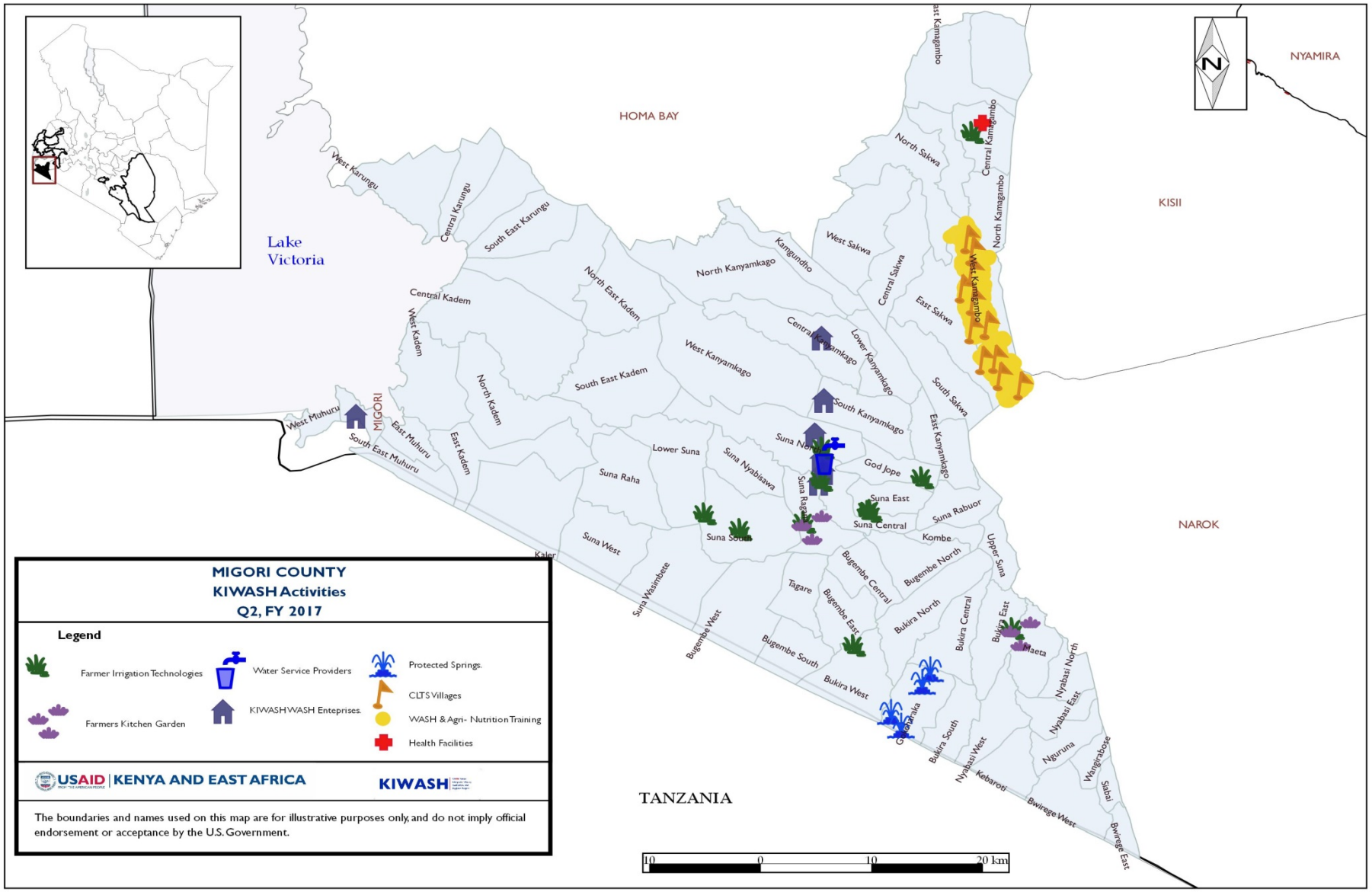
Lake Victoria
HOMA BAY
NYAMIRA
KISII
NAROK
TANZANIA
MIGORI
West Karungu
Central Karungu
South East Karungu
Central Kadem
West Kadem
North East Kadem
North Kanyamkago
Kangundho
West Sakwa
North Sakwa
Central Kamagambo
North Kamagambo
West Kamagambo
East Kamagambo
Central Sakwa
East Sakwa
South Sakwa
Central Kanyamkago
Lower Kanyamkago
West Kanyamkago
South East Kadem
North Kadem
East Kadem
South Kanyamkago
East Kanyamkago
West Muhuru
East Muhuru
South East Muhuru
Lower Suna
Suna Nyabisawa
Suna Raha
Suna North
Suna Ragana
Suna South
Suna East
Suna Central
Suna Rabuor
God Jope
Kombe
Suna West
Suna Wasimbete
Bugembe West
Bugembe South
Bugembe East
Bugembe Central
Bugembe North
Upper Suna
Tagare
Bukira North
Bukira Central
Bukira East
Bukira West
Bukira South
Maeta
Nyabasi North
Nyabasi East
Nyabasi West
Nguruna
Wangrabose
Siabai
Kebaroti
Bwirege West
Bwirege East
10 0 10 20 km
MIGORI COUNTY
KIWASH Activities
Q2, FY 2017
Legend
Farmer Irrigation Technologies
Farmers Kitchen Garden
Water Service Providers
KIWASH WASH Enteprises
Protected Springs
CLTS Villages
WASH & Agri- Nutrition Training
Health Facilities
USAID | KENYA AND EAST AFRICA
KIWASH
The boundaries and names used on this map are for illustrative purposes only, and do not imply official endorsement or acceptance by the U.S. Government.

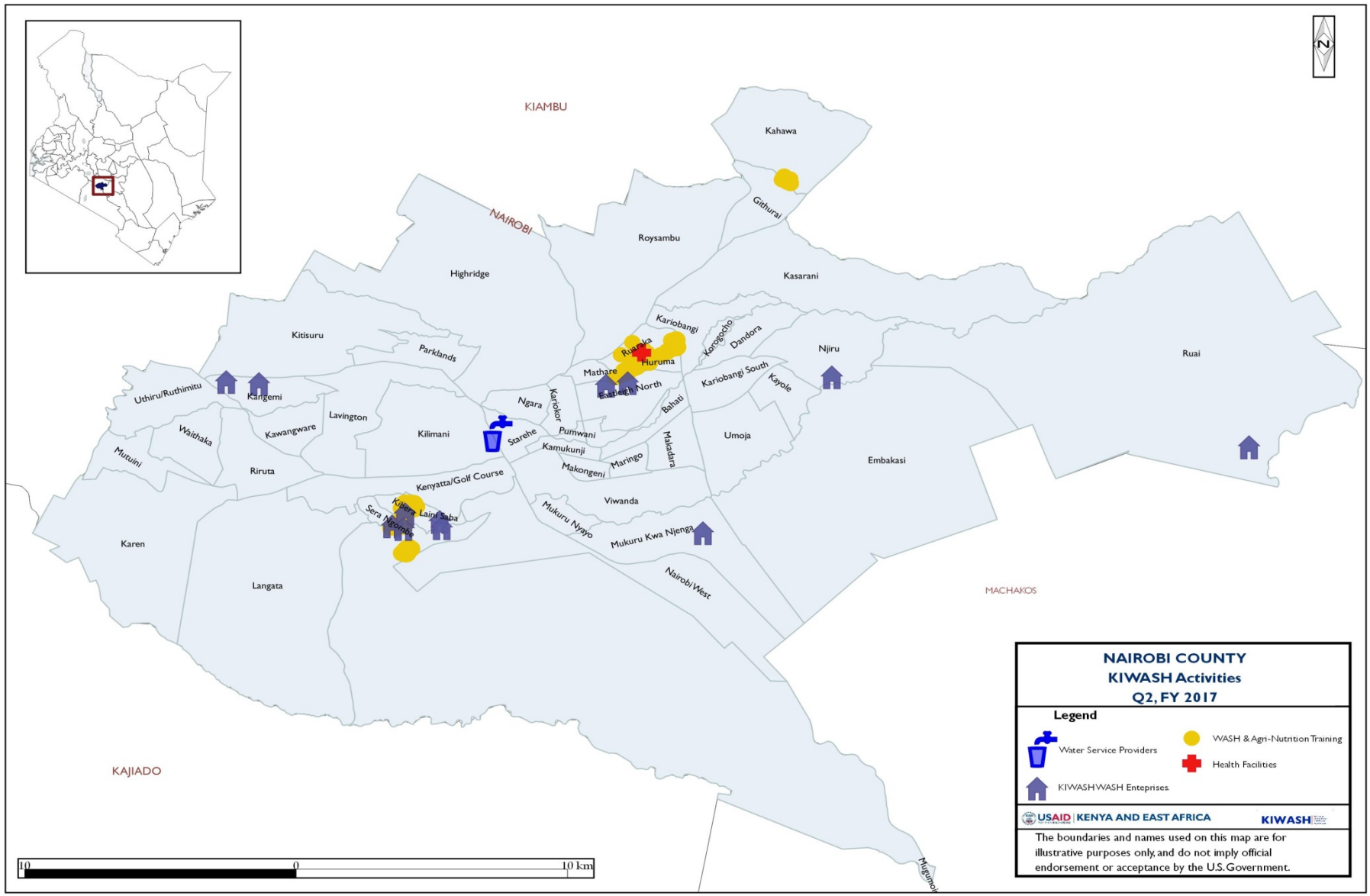
KIAMBU
NAIROBI
KAJIADO
MACHAKOS
Kahawa
Githurai
Roysambu
Highridge
Kasarani
Ruai
Njiru
Kitisuru
Parklands
Kariobangi
Korogocho
Dandora
Ruaraka
Huruma
Mathare
Kariobangi South
Kayole
Uthiru/Ruthimitu
Kangemi
Ngara
Kariokor
Bahati
Lavington
Kawangware
Waithaka
Kilimani
Starehe
Pumwani
Kamukunji
Maringo
Makadara
Umoja
Embakasi
Mutuini
Riruta
Makongeni
Kenyatta/Golf Course
Viwanda
Karen
Langata
Mukuru Nyayo
Mukuru Kwa Njenga
Nairobi West
10
0
10 km
NAIROBI COUNTY
KIWASH Activities
Q2, FY 2017
Legend
Water Service Providers
WASH & Agri-Nutrition Training
Health Facilities
KIWASH WASH Enteprises
USAID | KENYA AND EAST AFRICA
KIWASH
The boundaries and names used on this map are for illustrative purposes only, and do not imply official endorsement or acceptance by the U.S. Government.

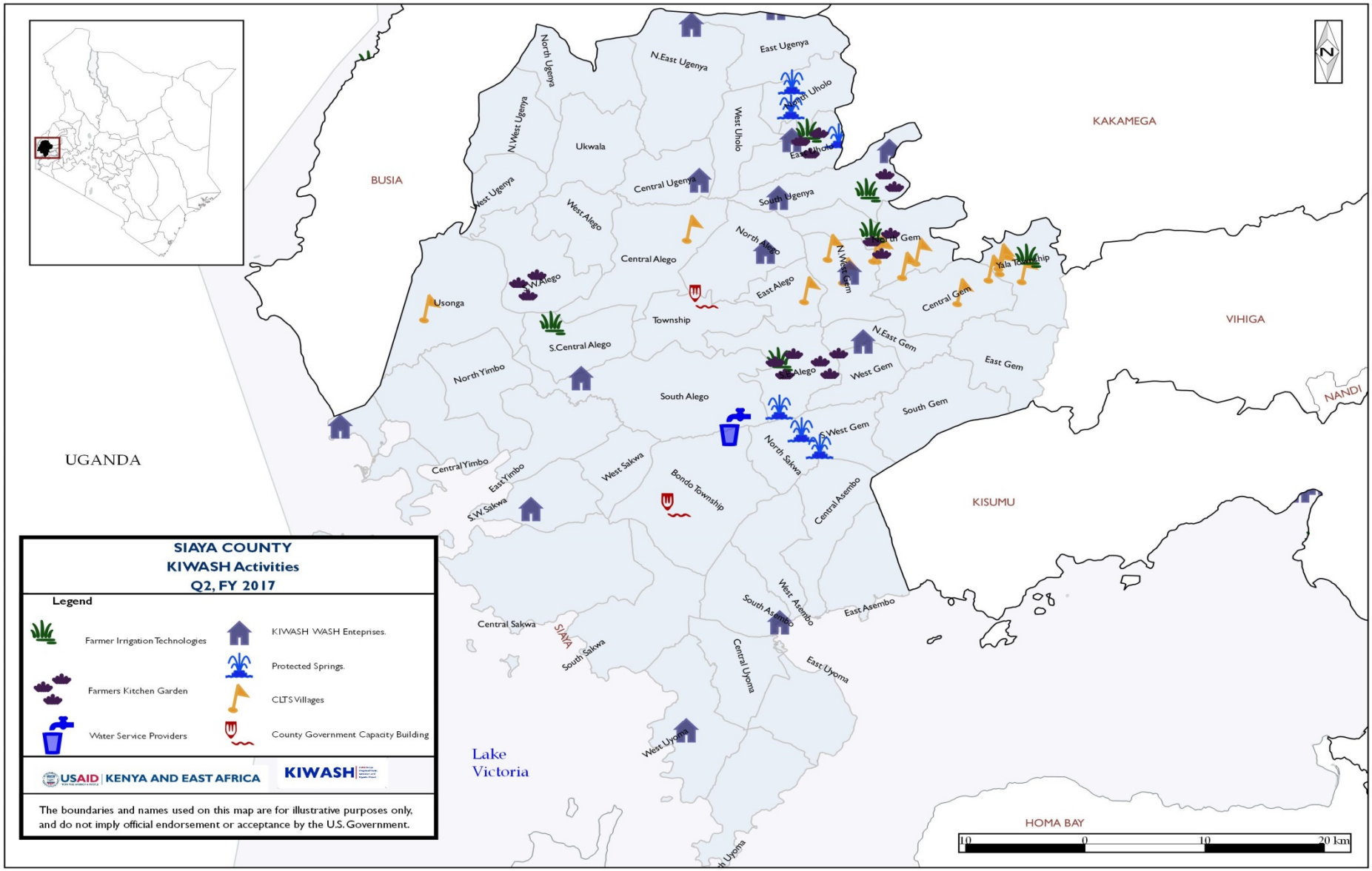
SIAYA COUNTY
KIWASH Activities
Q2, FY 2017
Legend
Farmer Irrigation Technologies
Farmers Kitchen Garden
Water Service Providers
KIWASH WASH Enteprises.
Protected Springs.
CLTS Villages
County Government Capacity Building
USAID | KENYA AND EAST AFRICA
KIWASH
The boundaries and names used on this map are for illustrative purposes only, and do not imply official endorsement or acceptance by the U.S. Government.
BUSIA
KAKAMEGA
VIHIGA
NANDI
KISUMU
HOMA BAY
SIAYA
UGANDA
Lake Victoria
North Ugenya
N.East Ugenya
East Ugenya
North Uholo
West Uholo
East Uholo
N.West Ugenya
Ukwala
West Ugenya
Central Ugenya
South Ugenya
West Alego
North Alego
North Gem
N.West Gem
Yala Township
Central Alego
East Alego
Central Gem
Usonga
S.W.Alego
Township
S.Central Alego
N.East Gem
East Gem
North Yimbo
S.Alego
West Gem
South Alego
South Gem
S.West Gem
North Sakwa
Central Yimbo
East Yimbo
West Sakwa
Bondo Township
S.W.Sakwa
Central Asembo
West Asembo
South Asembo
East Asembo
Central Sakwa
South Sakwa
Central Uyoma
East Uyoma
West Uyoma
10 0 10 20 km

ANNEX II - SUCCESS STORIES AND SNAPSHOTS

Simple Farming Technologies Promoting Production of Nutrient-Dense, Diverse Foods

Kenya has faced severe food insecurity problems attributed to several challenges among them frequent droughts, high costs of domestic food production leading to severe under-nutrition especially among children under 5.

The Kenya Integrated Water, Sanitation and Hygiene (KIWASH) project is working closely with the ministries of Health and Agriculture at both national and county level towards improving the nutritional status of food insecure households. KIWASH is promoting adoption of various kitchen gardening technologies that utilize on space and water such as multi-storey gardens, keyhole gardens, raised beds, sunken beds, hanging gardens and the recycled tire gardens.

Figure 1: Philomena Nzile works at her kitchen garden

The activity is establishing 11 demonstration sites 8 counties to reach1826 households with kitchen gardening technologies. Philomena Nzile, a member of Mutini farmers group in Kitui County is one of the farmers supported by KIWASH to set up a kitchen garden which doubles up as a demonstration site to encourage adoption by other community members.

"This garden is simple to set up and uses very little water. I'm making saving because now I don't have to buy vegetable since I'm able to grow different varieties of vegetables in this small space," said Philomena.

KIWASH is setting up demonstration farms at health facilities that will be managed by the Community Health Units attached to the hospital to educate visiting pregnant women and mothers on how to grow various nutritious crops using different technologies. The activity is also training mothers on good nutrition practices such as food preparation to retain nutrients, child feeding practices, simple recipe development to meet children's nutritional requirements, increasing dietary variety, and consumption of nutrient rich foods.

Small but Firm Steps to Urban Water Supply Sufficiency

Water system coverage in Kenya is concentrated in urban areas, but water supply and service delivery is not always consistent. This is because water utilities that serve these urban areas lose as much as 67 percent of their water to leaks in transmission, poor billing systems, theft and weak metering policies. Also called non-revenue water (NRW), these losses are the difference between the quantity of water that a utility produces and the water that is paid for.

Figure 2: Stephen Mutiso, Managing Director of Mbooni Water Company shows off the new functional meters

Working together since January 2016, five water utilities in eastern Kenya and USAID's Kenya Integrated Water Sanitation and Hygiene Project (KIWASH) developed action plans to reduce non-revenue water losses that deny them income for expanding and improving water services.

Through a series of trainings and strategic planning workshops, the utility staff learned cost effective techniques that they could implement leading to notable improvements within a period of six to 12 months.

The project's engineers helped the utilities implement simple techniques including, establishing a unit of staff dedicated to periodic monitoring and reporting on indicators for non-revenue water, installing functional production meters, replacing all meters older than eight years, and updating the utilities' metering policies.

These efforts are resulting in more efficient distribution of water and increased access for more residents. "People have started demanding our services because they see their neighbor's taps with water more frequently" states Stephen Mutiso, Managing Director of Mbooni Water Company. "After repairing all leakages within the pipeline and installing new and efficient meters, customers are getting sufficient water and paying their bills. Our revenue has increased by 100 percent", he adds.

With new awareness on non-revenue water challenges, staff training and establishment of a non-revenue water unit, the utilities are well poised to make affordable changes and infrastructure investments such as those in Mbooni Water Company to increase revenue and provide quality services to their customers, extend their water networks, and to move towards greater financial sustainability.

KIWASH is working with 11 utilities in Kenya to improve governance, operations and financial performance with the ultimate goal of improving their ability to qualify for, and take on, debt or equity financing from commercial banks for expansion of WASH services.

Helping Communities Achieve Open Defecation Free Status

Access to sanitation in Kenya continues to be a major challenge. The 2009 census puts the overall access levels at 65% with rural coverage at 56% and Urban at 79%. According to the Siaya County WASH hub, 1,114 out of 2,245 villages still practice open defecation. Hildah's household is among several others in Nyamninia sub-location without latrines.

Figure 3: Hildah Onyango from Nyamninia sub-location, Siaya County constructed a

For a long time 32 year old, Hildah Onyango's family have been practicing open defecation due to lack of a functional latrine, adults either visit latrines far from their homestead or wait until its dark to defecate in the bushes while the children defecate openly. A visit by a Community Health Volunteer (CHV) trained by USAID's Kenya Integrated Water, Sanitation and Hygiene project to educate households in Nyamninia sub-location on the benefits of having a latrine and practicing hand washing regularly has kicked started the process of positive behavior change among community members.

In 2016, KIWASH trained CHVs on Community Led Total Sanitation (CLTS), a participatory approach that mobilizes communities to take action to become open defecation free. Kenya adopted the CLTS approach as the national rural sanitation strategy and defined national targets to reduce open defecation by 2020.

After receiving training on CLTS, Lilian Oluoch a community health volunteer in Nyamninia Sub-location, Siaya County went on to sensitize community members about the importance of constructing latrines and hand washing facilities with soap and water to avoid fecal oral contamination and the continued to spread disease.

"I have already reached about 100 out of 127 households that I'm targeting with WASH messages. I'm happy to report positive responses from the community because within the first month of sensitization, five households have already started constructing latrines while others that have latrines have committed to set up tippy taps and wash hands every time they visited the toilets," noted Lilian.

Hildah is happy that she has a latrine in her homestead that is more private and safer to use.

"Training from the community health volunteer moved us to construct a latrine to serve our household of 10. Cases of diarrhea among our children has reduced because we always remind them to wash hands at the tippy tap after visiting the latrines and as adults in the homestead we've made it a daily habit to set a good example," Said Hildah Onyango.

KIWASH is collaborating with the Ministry of Health and nine target county governments to help implement the CLTS approach in order to ensure more communities in Kenya attain an Open Defecation Free status and leady healthy livelihoods. This involves triggering of communities to increase demand for sanitation and hygiene through collective improved behavior change needed to ensure real and sustainable improvements.

Integrating Agribusiness and Nutrition to Boost Incomes and Health

According to the 2014 demographic health survey, only 21 percent of Kenyan children under the age of two consume a minimum acceptable diet. Addressing this challenge requires increasing household production of food with a focus on nutrient-dense and diverse foods. Unfortunately, for the majority of rural families, limited land, insecure food access, limited capital and irregular access to water conspire against efforts to address food insecurity. These challenges require customized and innovative solutions.

Figure 4: Sections of the demonstration farm at JOOTRH

In November 2016, USAID's Kenya Integrated Water, Sanitation and Hygiene project (KIWASH) in collaboration with Jaramogi Oginga Odinga Teaching and Referral Hospital (JOOTRH) set up a demonstration garden where local suppliers provide agricultural inputs to showcase production of nutrient-dense, high-value crops using efficient irrigation and agricultural water management technologies. JOOTRH is a high-density health facility located in Kisumu County, western Kenya.

The demonstration garden managed by a support group for people living positively with HIV has attracted visitors and smallholder farmers from the region. The farmers observe the performance of the crops under different conditions and innovations including shade net, greenhouse, drip irrigation and bucket irrigation. "The shade net technology, multi-storey garden and keyhole garden are the most popular among the visitors." Naomi Okong'o, Chairlady of the group states.

Motivated by increased produce from the farm, the group has dedicated their efforts to managing and maintaining the farm to ensure its sustainability beyond the KIWASH support. The group has started establishing a nursery that will readily supply seedlings to interested farmers, including the patients and visitors who visit the farm.

"It's a win for us because people living with HIV including group members have access to fresh and nutritious vegetables which is very important for their health and wellbeing plus we're making money from selling the vegetables,". She adds.

In scaling up this approach, KIWASH is collaborating with the private sector through a recoverable grant to increase access to irrigation and nutrition services to 1,164 farmers from 37 farmer groups in the western Kenya as well as 120 farmers in eastern Kenya. Under the agreement, the private companies will procure, distribute and install farm inputs including full irrigation kits to farmers to help increase agricultural production, improve food security and household incomes for smallholders, and enhance consumption of nutrient dense and diverse foods for better health.

This innovative approach also supports the Kisumu County Government, through the Ministry of Health and Department of Nutrition, which has a strategy of establishing vegetable gardens in all health facilities in the county. The county's agriculture department also has a similar strategy of establishing demonstration farms through lead farmers in all the wards.

KIWASH combines nutrition programming with improved access to water, sanitation, and hygiene (WASH) and aims to enable more than one million Kenyans across nine counties to gain access to improved WASH services and increase access to irrigation and nutrition services.

ANNEX III: LIST OF DELIVERABLE PRODUCTS

No.	Title	Date Submitted	Status
1	Contract Performance Monitoring Plan	October 28, 2015	Approved
2	Branding Implementation and Marking Plan	October 28, 2015	Approved
3	Annual Work Plan	November 28, 2015	Approved
4	Annual Performance Monitoring Plan	November 28, 2015	Approved
5	Process for Engagement	November 28, 2015	Approved
6	Coordination Plan	November 28, 2015	Approved
7	Environmental Mitigation and Monitoring Plan	November 28, 2015	Approved
8	Construction Plan	November 28, 2015	Approved
9	Procurement Plan	November 28, 2015	Approved
10	Grants Project Plan	November 28, 2015	Approved
11	Monitoring and Evaluation Plan	December 28, 2015	Approved
12	Gender Equality & Women's Empowerment Plan	December 28, 2015	Approved