USAID | KENYA AND EAST AFRICA

USAID Kenya Integrated Water, Sanitation and Hygiene Project

QUARTERLY PROGRESS REPORT #11
JAN – MAR 2019

APRIL 2019

This publication was produced for review by the United States Agency for International Development. It was prepared by Development Alternatives, Inc.

USAID KENYA INTEGRATED WATER, SANITATION AND HYGIENE PROGRAM (KIWASH)

FY 2019, Q2 PROGRESS REPORT

JANUARY 1–MARCH 30, 2019

Award No: AID-615-TO-15-00001

Prepared for Nicholas Owour, COR
United States Agency for International Development/Kenya
C/O American Embassy
United Nations Avenue, Gigiri
P.O. Box 629, Village Market 00621
Nairobi, Kenya

Prepared by
Development Alternatives, Inc.
7600 Wisconsin Avenue, Ste. 200
Bethesda, MD 20814

Cover photos: Various beneficiaries of USAID KIWASH interventions in the WASH sector.

Credits: USAID KIWASH

DISCLAIMER

The authors' views expressed in this report do not necessarily reflect the views of the United States Agency for International Development or the United States Government.

CONTENTS

ACRONYMS 3
I. KIWASH EXECUTIVE SUMMARY 6
Subsequent Quarter's Work Plan 13
II. KEY ACHIEVEMENTS (Qualitative Impact) 18
ACCESS TO WATER 18
Public Private Community Partnerships (PPcP) 20
ACCESS TO FINANCING/CREDIT FOR WASH 22
SANITATION AND HYGIENE 24
GOVERNANCE AND POLICY 30
ENVIRONMENTAL SUSTAINABILITY 36
INFRASTRUCTURE SUPPORT 41
III. ACTIVITY PROGRESS (Quantitative Impact) 43
IV. CONSTRAINTS AND OPPORTUNITIES 61
V. PERFORMANCE MONITORING 62
VI. PROGRESS ON GENDER STRATEGY 63
VII. PROGRESS ON ENVIRONMENTAL MITIGATION AND MONITORING 63
VIII. PROGRESS ON LINKS TO OTHER USAID PROGRAMS 63
IX. PROGRESS ON LINKS WITH GOK AGENCIES 63
X. PROGRESS ON USAID FORWARD 64
XI. SUSTAINABILITY AND EXIT STRATEGY 64
XII. GLOBAL DEVELOPMENT ALLIANCE 65
XIII. SUBSEQUENT QUARTER'S WORK PLAN 65
XIV. FINANCIAL INFORMATION 70
ANNEX I: PROGRESS ON INFRASTRUCTURE DEVELOPMENT 72
ANNEX II: PERFORMANCE IMPROVEMENT PLANS – Progress and Key Findings 81
ANNEX III: SUMMARY OF PROGRESS ON POLICIES, LAWS, OR INVESTMENT AGREEMENTS 88
ANNEX IV: SUCCESS STORIES AND SNAPSHOTS 91
ANNEX V: COUNTY ACTIVITY MAPS 96
ANNEX VI: LIST OF DELIVERABLE PRODUCTS 106

ACRONYMS

ABC	African Banking Corporation Limited
AGM	Annual General Meeting
AMEP	Activity Monitoring and Evaluation Plan
ANC	Antenatal Clinic
BCC	Behavior Change Communication
BDS	Business Development Services
BfA	Big Five Africa
BoD	Board of Directors
BUSWASCO	Busia Water and Sewerage Company
CAP	Capacity and Performance
CBO	Community Based Organization
CC CAP	Climate Change Capacity and Performance
CEC	County Executive Committee
CFM	Chief Finance Manager
CHEWS	Community Health Extension Workers
CHS	Community Health Strategy
CHV	Community Health Volunteer
CIDP	County Integrated Development Plans
CLTS	Community Led Total Sanitation
CMT	Corporate Management Team
COE	Community Outreach and Education
CSO	Civil Society Organization
DAI	Development Alternatives, Inc.
DCA	Development Credit Authority
DSS	Decision-Support System
EMMP	Environmental Mitigation and Monitoring Plan
ENA	Essential Nutrition Actions
ESH	Environmental Sanitation and Hygiene
ETL	Education through Learning
EWA	Essential WASH Actions
FIRM	Financial Inclusion for Rural Microenterprises
FM	Finance Manager
FY	Financial Year
GOK	Government of Kenya
GWASCO	Gussi Water and Sewerage Company
HH	Households
HRM	Human Resource Manager

ICC	The Inter-agency Coordination Committee
IM	Integrity Management
IWRM	Integrated Water Resource Management
KACWASCO	Kakamega County Water and Sewerage Company
KES	Kenya Shillings
KEWI	Kenya Water Institute
KFS	Kenya Forest Service
KIMAWASCO	Kibwezi-Makindu Water and Sewerage Company
KIMWASCO	Kiambere-Mwingi Water and Sanitation Company
KITWASCO	Kitui Water and Sewerage Company
KIWASCO	Kisumu Water and Sewerage Company
KIWASH	Kenya Integrated Water, Sanitation and Hygiene project
KPIs	Key Performance Indicators
M&E	Monitoring and Evaluation
MBONWASCO	Mbooni Water and Sanitation Company
MCH	Maternal and Child Health
MCWSC	Migori County Water and Sanitation Company
MD	Managing Director
MFI	Micro Finance Institutions
MIWASCO	Migori County Water and Sewerage Company
MOH	Ministry of Health
MoU	Memorandum of Understanding
NCWSC	Nairobi City Water and Sewerage Company
NEMA	National Environment Management Authority
NGO	Non-Governmental Organization
NHIF	National Health Insurance Fund
NRW	Non-revenue Water
O&M	Operations and Maintenance
ODF	Open Defecation Free
ODK	Open Data Kit
ORT	Oral Rehydration Therapy
PHO	Public Health Officer
PHTs	Public Health Technicians
PIP	Performance Improvement Plans
PMP	Performance Monitoring Plan
PNC	Post-natal care
PPcP	Public-Private-Community Partnership
RCMRD	Regional Centre for Mapping of Resources for Development
RFPs	Request for Proposals

S&R	Summary and Recommendations Report
SACCO	Savings and Credit Cooperative Organizations
SBCC	Social and Behavior Change Communication
SCMP	Sub-catchment Management Plans
SHGs	Self Help Groups
SIBOWASCO	Siaya-Bondo Water and Sewerage Company
SM	Scheme Manager
SMEs	Small and medium-sized enterprises
SNV	Netherlands Development Organization
SOW	Statement of Work
SPA	Service Provider Agreement
SPCB	Service Provider Capacity Building
TA	Technical Assistance
TAMIS	Technical and Administrative Management Information System
ToR	Terms of Reference
USAID	United States Agency for International Development
USD	United States Dollar
USG	United States Government
USTWG	Urban Sanitation Technical Working Group
VIP	Ventilated Improved Latrines
WASH	Water, Sanitation and Hygiene
WASREB	Water Services Regulatory Board
WIN	Water Integrity Network
WOWASCO	Wote Water and Sewerage Company
WRA	Water Resources Authority
WRM	Water Resource Management
WRMD	Water Resources Management Department
WRUA	Water Resource Users Association
WSP	Water Service Provider
WSTF	Water Services Trust Fund

I. KIWASH EXECUTIVE SUMMARY

The Kenya Integrated Water, Sanitation and Hygiene project (KIWASH) works to improve lives and health of 1 million Kenyan citizens in nine counties through the development and management of sustainable water, sanitation, hygiene and nutrition services. This is the eleventh quarterly report of the project covering the period from January to March 2019.

Qualitative Impact

Reduction of Non-Revenue Water (NRW) for WSPs

Nine of 13 supported water service providers (WSPs) recorded a reduction in NRW with Migori Water and Sewerage Company (MIWASCO) and Kisumu Water and Sewerage Company (KIWASCO) reaching 18 percent reduction as shown in the figure below. This progress is directly attributed to KIWASH's increased focus to improve the technical and commercial operational efficiencies of WSPs. Some of the measures employed by the nine WSPs include; disconnection of all dormant connections from the main, tracking illegal connections, installation of high density quality PPR pipes for secondary connections, meter replacement for all average/ flat rate billings and faulty meters and reporting payment defaulters to the credit reference bureau for blacklisting.

County	Water Service Provider	FY2, 2019 benchmark	NRW 31/03/2019	Percentage reduction
Migori	Migori County Water and Sewerage Company (MIWASCO)	56	38	18
Kisumu	Kisumu Water and Sewerage Company (KIWASCO)	45	27	18
Kisumu	Nyanas Water and Sewerage Company	80	66	14
Kisumu	Gulf Water and Sewerage Company	75	63	12
Busia	Busia Water and Sewerage Company (BUWASSCO)	75	64	11
Kitui	Kiambere-Mwingi Water and Sanitation Company (KIMWASCO)	41	33	8
Kitui	Kitui Water and Sewerage Company (KITWASCO)	63	56	7
Makueni	Kibwezi-Makindu Water and Sewerage Company (KIMAWASCO)	34	27	7
Makueni	Mbooni Water and Sanitation Company (MBONWASCO)	48	42	6
Nyamira	Gusii Water and Sewerage Company (GWASCO)	44	46	-2
Kakamega	Kakamega Water and Sewerage Company (KACWASCO)	38	42	-4
Makueni	Wote Water and Sewerage Company (WOWASCO)	22	38	-16
Siaya	Siaya-Bondo Water and Sewerage Company (SIBOWASCO)	51	67.9	-17
Source: Water Service Providers; March 2019				

WSP Boards sign code of conduct and set performance targets

The new board of directors of Gussi Water and Sewerage Company (GWASCO) and Migori County Water and Sewerage Company (MIWASCO) signed a code of conduct and performance targets following KIWASH training and mentoring on utility organizational structures, the role of directors/trustees to fulfill strategic oversight functions, the code of ethics for directors, and other related topics. During the quarter, KIWASH trained 55 senior management staff and new board of directors on good corporate governance. The signing of the code of conduct and setting performance targets demonstrates changing mindsets toward a business-minded attitude of service provision. This is a more viable approach.

WSPs and WASH enterprises demonstrate capacity to take and repay loans

Seven WASH enterprises and two WSPs made tremendous progress in repaying soft loan capital provided under the KIWASH Recoverable Grants to support implementation of new business strategies aimed at increasing effective delivery of WASH services. The WASH enterprises and WSPs utilized the grants to improve water infrastructure including: Installation of hybrid solar pumping systems to ensure reliable pumping and constant distribution of water, installation of customer meters

to improve billing and revenue, construction and rehabilitation of water kiosks to serve more people, and extension of pipelines to the unserved areas.

The repayment of these soft loans is a good indication of their enhanced capacity to take up loans and their ability and willingness to repay. It is also a result of KIWASH's training and mentoring support which has strengthened their business capacities, enabling them improve efficiency in their operations. To date, KIWASH has received a refund of US $ 123,400 (KES 1,234,400) from three water service providers and eight WASH enterprises. See graph below.

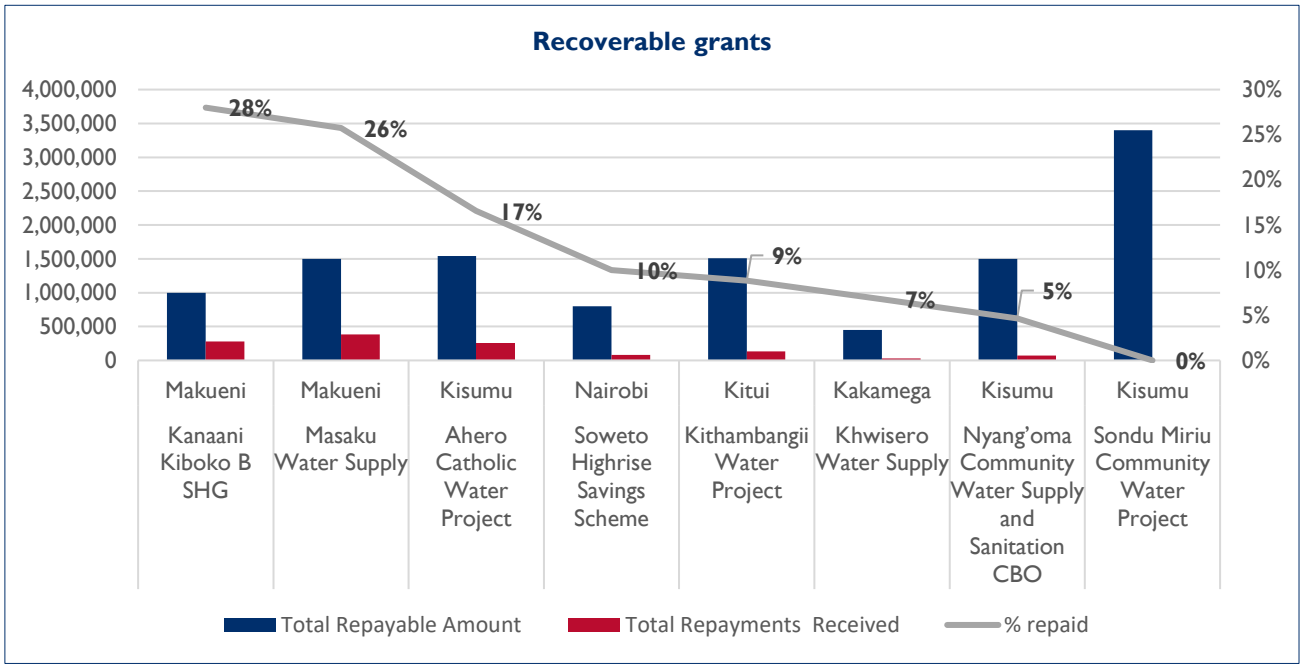

Institutionalizing Business Development Services

KIWASH focus on WASH business development services (BDS) and sustainability have proved effective at instilling business-like management practices that prioritize efficiencies and cost recovery. To ensure the sustainability of these interventions, KIWASH initiated discussions with the Kenya Water Institute (KEWI) to ensure continuity of training support beyond the project life. In the agreement with KEWI, WASH enterprises under the KIWASH project will benefit from continuous training while KEWI will increase practical learning and opportunities for its students. The proposed areas of collaboration between KIWASH and KEWI include:

- Sharing WASH enterprise training material
- Training of trainer (TOT) sessions for KEWI staff
- Developing a training calendar
- Undertaking joint training sessions and coaching visits to selected WASH enterprises
- Linking KEWI students to WASH enterprises through internship

Public Private Community Partnerships (PPcP) take shape

KIWASH continued to explore various partnerships in order to strengthen the business operations of WASH enterprises under incubation. In Siaya County, KIWASH initiated a Public Private Community Partnership (PPcP) between the county government, the Naya Community Water Project, Dorcas Foundation and North Game Trust. The four partners developed a lease operator contract for infrastructural investments in the expansion of Naya Community Water Project. The partners will implement the project for ten years before handing over to the community. The project will also introduce smart meters through Maji Milele for effective and efficient service delivery.

In Makueni County, KIWASH pursued another PPcP model that would see Techno Tanks Company supply water tanks at a subsidized rate with periodic repayments to some of the community projects. The partnership would also secure funding from a commercial bank at a reasonable repayment period. In the same county, Mukuyuni/Ukia Swaa enterprise will explore a management contract to strengthen their operations once the KIWASH rehabilitation works is complete.

Community groups embrace business opportunities in sanitation

KIWASH helped mobilize US$ 27,300 (KES 273,603) for improved sanitation through 18 community health volunteer (CHV) groups drawn from Busia, Makueni, Kitui, Nyamira and Siaya counties. As a result, 3,845 new users accessed improved sanitation in these counties.

The KIWASH approach to helping communities achieve improved sanitation involves mobilizing active community groups to integrate the sanitation business as a core income generating activity. Organized community groups such as CHVs raise capital from group savings, interest on small loans, matching grants or profits from the sale of sanitation products. The groups benefit from KIWASH training in basic microfinance including start-up capital. Further, KIWASH supports the groups that have made successful first orders with an in-kind matching grant of up to KES 15,200 to leverage their capital.

The groups share part of the profit as the rest is retained in a revolving fund. This in turn grows the businesses in the rural communities and nurtures new enterprises.

Financing partnerships with local banks and MFIs

KIWASH supported three WASH enterprises develop financing proposals to Family Bank which has been the most responsive bank in supporting financing the WASH sector. In Makueni County, Family Bank approved a financing proposal by Chyulu Valley Enterprise for KES 3.5 million. The project will use the fund to install and expand a water bottling plant. This is a case of blended financing where the community mobilized their own resources and equities to realize the difference of the total cost of the project - KES 7.4 million. Building on this success, KIWASH will link other potential WASH enterprises to commercial banks and micro-finance institutions to access finance for the improvement and expansion of their businesses.

Learning and sharing for the WASH sector

During the quarter, KIWASH facilitated discussions on the devolution of water services including supporting technical discussions at the seventh annual devolution conference organized by the Council of Governors and attended by approximately 6,000 delegates. The water and sanitation discussions culminated in two key commitments:

i. Both levels of government shall in the next one year develop a policy to guide water resource sharing across counties and increase investments in water infrastructure.

ii. Both levels of government shall in the next three years convene a water congress for all stakeholders to discuss responsibilities for each level of government and concurrent

Quantitative Impact

Quantitative achievements during the quarter include:

- 58,274 people gained basic access to drinking water services and improved water service quality.
- 50,830 people gained access to improved service quality from an existing/safely managed drinking water service.

- 10,480 people now access basic sanitation services and benefitted from social and behavior change communication (SBCC) messaging on latrine use, hand washing and safe handling of drinking water.
- 87 new villages were triggered in Kisumu County (22) and Nyamira County (65).
- 110 villages were verified open defecation free (ODF) in Kisumu County (83) and Migori County (27).
- 76 villages were certified in Kakamega County.
- 3,845 people are accessing improved sanitation services through installation of low cost and/or affordable sanitation products i.e. SATO products, SAFI Latrine and ventilated improved latrines (VIP) in Kisumu, Makueni, Kitui, Nyamira and Migori counties
- 27 community health volunteers (CHVs) and 2 Public Health Officers equipped with knowledge on post ODF community monitoring required for sustaining ODF gains in Migori County.
- 62 CHVs trained on SBCC through the Education through Learning methodology.
- 89 CHVs trained on the community led total sanitation (CLTS) process.
- 51 artisans including 2 masonry instructors from Lucy Onono polytechnic in Siaya County and 15 Ministry of Health staff were trained on construction and installation of two improved sanitation options, SAFI Latrine and SATO products.

PERFORMANCE DATA FOR YEAR 4, QUARTER 2 INDICATORS

AMEP Performance Indicators	Results achieved through Year 3	Year 4 Annual Targets	Year 4 QI Actuals	Year 4 Q2 Actuals	Cumulative Actuals to date
OUTCOME IND 5 Percentage increase in county budget allocations for basic water and sanitation.	28%	0	0	11%	44%
Crosscutting IND 1. (HL 8.1-1) Number of people gaining access to basic drinking water services in target counties as a result of USG assistance.	432,249	190,000	32,780	58,274	523,303
Cross-cutting IND 2 (HL 8.2-2) Number of people gaining access to a basic sanitation service in target counties as a result of USG assistance.	57,020	40,000	13,485	10,480	80,985
Cross-Cutting IND 3 (HL 8.2-1) Number of communities verified as ODF with a monitoring plan with USG assistance.	669	70	213	110	992
Cross-Cutting IND 4 (HL 8.1.3) Number of people with improved service quality from an existing/safely managed drinking water service through USG assistance.	41,016	85,000	27,461	50,830	119,307
Cross-cutting IND 5 Number of people gaining access to improved sanitation as a result of USG assistance	865	30,000	2,475	3,785	7,125
Cross-cutting IND 6 Number of people using a shared sanitation facility that has been enhanced as a result of USG assistance.	0	5,000	0	0	0
Custom Output IND 1.1 Number of businesses providing WASH services with improved management practices or technologies as a result of USG assistance.	231	65	N/A	N/A	231
Custom Output IND 1.2 Number of people benefiting from public-private partnerships in the WASH sector.	0	30,000	0	73,240	73,240

Output IND 1.3 Number of new USG-supported public-private partnerships (PPPs) formed.	1	6	0	4	5
Output IND 2.1 (EG 4.2-1) Number of clients benefiting from financial services provided through USG-assisted financial intermediaries, including non-financial institutions or actors.	9	6	0	1	10
Custom Output IND 2.2 Value of new sector funding mobilized to expand the services or increase the efficiency of water service providers. ('000,000)	$15.06	$6.80	$0.00	$0.06	15.12
Custom Output IND 5.1 Percentage increase in the geographic area serviced by WRUAs.	53.70%	20.00%	N/A	N/A	53.70%
Output IND 5.2 (EG 11-2) Number of institutions with improved capacity to assess or address climate change risks supported by USG assistance.	6	10	N/A	N/A	6
Output IND 5.3* Number of Water Resource User Associations (WRUAs) demonstrating enhanced capacity to deliver services	0	0	0	0	TBD
Custom Output IND 6.1 Number of service provider staff trained for improved service provision.	2,395	50	293	371	3,059
Custom Output IND 6.2 Number of sector stakeholders receiving TA for improved monitoring & evaluation, reporting, and accountability	216	65	0	0	216
Custom Output IND 7.1 Number of policies, laws, or investment agreements (public or private) implemented that promote access to improved water supply and sanitation.	10	3	0	0	10
Custom Output IND 7.2* Percentage Reduction in Non-Revenue Water in KIWASH Supported Utilities	3%	3%	0	0%	3%

CONSTRAINTS AND OPPORTUNITIES

Challenge/opportunity	Actions taken or recommendations to address the challenges
Seven WSPs have 26,484 inactive connections (46% of the total connections). If the companies address this issue, there will be an immediate impact on NRW (illegal connections) and an immediate impact on revenues.	Through the PIP process, KIWASH will support these WSPs develop clear targets, good HR policies, job descriptions and incentives, customer outreach and a committed workforce. The results can be transformative.
The Kitui Water and Sewerage Company was initially reluctant to take on the PIP workshop and wanted to focus their efforts on external fundraising.	Results from other WSP in Kitui County (Kiambere-Mwingi), convinced the management. The report for Kitui is still being developed, but the findings confirmed very serious internal issues that must be resolved before they can effectively seek to access debt and equity financing.
High NRW still pose a big challenge to most of the WSPs thus hindering their efficiency and effective service delivery.	KIWASH has continuously pushed for a structured and sustainable approach to reduce NRW as an immediate priority by WSPs especially through implementation of the Strategic Plans through PIPs. KIWASH is working with the most affected WSPs to provide them with both zonal and consumer meters to eliminate flat rate connection. The use of high quality materials for plumbing and pipe network extension i.e. HDPE and PPR pipes, class C meters is also being promoted.
High operational cost especially for the utilities that rely on grid power for pumping	KIWASH has been advocating for use of green and sustainable energy sources to compliment the traditional hydro/diesel generated power. To this extent, KIWASH has implemented hybrid powered systems where solar and hydro or diesel generated power is used interchangeably to minimize energy costs.
Political interference is still a key stumbling block in operation of most of the WSPs under KIWASH's areas of jurisdiction. This has manifested largely through the recruitment of new board of directors	KIWASH continued to sensitize the WSPs and county governments on water sector reforms and devolution, highlighting the roles and responsibilities of the various stakeholders to minimize interference.
Governance and weak management structures within most of the WSPs.	KIWASH has been continuously sensitizing and building the capacity of WSPs with the ultimate objective of transforming their business operations to embrace professionalism gradually and steadily. Positive outcomes are still slow.
Weak planning and little resource allocation to the waters sector by the county governments	Continuous advocacy and lobbying to the county governments through WASH network fora'. Support in development of strategic plans both at the county and the WSPs level. The counties and WSPs are using the same to lobby for more finances for water and sanitation infrastructure development.
Un-satisfactory performance by some contracted construction firms leading to delays in completion of projects within schedules	Need for thorough scrutiny & evaluation of bidders during evaluation of tenders including checking of past performances
Counties are increasingly showing an interest and goodwill towards supporting community groups involved in sell of improved sanitation products.	Increased advocacy to relevant departments e.g. department of trade and gender to leverage on funding to organized community groups involved in sell of sanitation products.

Challenge/opportunity	Actions taken or recommendations to address the challenges
The existing CHV groups provide a platform for demand creation for sanitation products and for integration into the sanitation supply chain.	The groups are being trained on microfinance and sanitation marketing to be able to undertake marketing of sanitation products in the community.
KIWASH sanitation revolving fund (SRF) concept augmented by SATO matching grants have been successfully developed as instruments employed to leverage financial investments from CHV groups. The model is successful in motivating groups/CBOs to invest in sanitation as a business.	KIWASH had designed operational guidelines for scaling up implementation of the sanitation revolving fund. This provides guidance on activities required to fully support the groups into functional and bankable sanitation businesses.
There is increased demand for improved sanitation systems owing to the ODF status of Siaya county.	KIWASH to maximize during this period and strengthen the supply side with the private manufacturers (LIXIL and SIL Africa) to increase numbers of improved systems
Various works variations during the implementation particularly on rehabilitation works resulting to significant projects costs increases and extended implementation periods	Adequate conditional surveys to be done on existing infrastructure before determination of final SOW for rehabilitation works
Some isolated cases of works interruptions by communities/stakeholders	Adequate consultations with all relevant stakeholders prior to commencement of construction activities
Delays in obtaining statutory approvals and licenses causing delays in starting of construction (NEMA license, KENHA approvals, WRA water abstraction permits)	All licenses, approvals & permits to be obtained before bidding

Subsequent Quarter's Work Plan

For the coming quarter (April 1 to June 30, 2019), KIWASH will undertake the following activities as per the Year 4 Work Plan:

Task 1.1: Provide business development services for WASH enterprises

- Strengthen the Business Operations and Management Structures for all the 231 WASH enterprises, specifically;
  - i. Strengthen the financial operations and guidelines to enhance prudent financial management and ensure accountability
  - ii. Strengthen the governance structures and ensure adoption of appropriate organizational structures
  - iii. Strengthen and/or help update the human resources guidelines/policies to ensure clear staff recruitment and management
- Conduct intensified coaching and business mentoring to improve and expand services;
  - i. Customer service and outreach to help improve services and increase coverage
  - ii. Induct and coach the WASH enterprises on the Excel-based Billing and Basic Accounting template for adoption to enhance efficiency
  - iii. Support the 231 WASH enterprises as they finalize their business plans that will guide them towards achieving their future desired state
- Access to Finance;

i. Link potential WASH enterprises to the commercial banks, microfinance institutions and SACCOs to access finance for improved and expanded services

- Institutionalize Business Development Services (BDS) within the County Government Structures and Learning Institutions for sustainability beyond the life of project. The BDS will take two tracks;
  - Track one: County and Sub County Water Officers
    i. Develop the training materials that will be used to train the county government personnel and the identified Business Development Service providers
    ii. Conduct staff training on TOT and facilitation techniques for the KIWASH SPCB team
  - Track two: Kenya Water Institute
    i. Conduct classroom training for the Kenya Water Institute (KEWI) and potentially other training institutes/BDS providers on all KIWASH modules for WASH enterprises
- Support and strengthen Public Private Community Partnerships (PPcPs) to improve and expand services;
    i. Identify and scale up successful models for Public Private Community Partnerships (PPcPs) for professionalizing the operations of rural community water enterprises/projects
    ii. Conduct WASH enterprise staff training on PPcPs when needed
    iii. Support development of PPcP contracts between WASH enterprises and other private sector actors
    iv. Support implementation of the signed PPcP contracts through technical assistance, coaching and mentoring support

Task 1.2: Scale up sanitation, sanitation marketing, and hygiene promotion

- Scale up CLTS activities in 98 new villages
- Carry out community-based sanitation and hygiene promotion through existing community programs
- Support sanitation marketing activities by expanding the knowledge and availability of appropriate low-cost sanitation products and services
- Improve integration of WASH messaging through MCH services

Task 1.2.1: Scale up CLTS activities in 80 new villages

- Support CLTS processes in 98 villages including triggering, Follow up and ODF verification in the project counties
- Train 50 new sanitation village committees on the post-ODF community monitoring tool
- Conduct 5 trainings for county and sub county WASH coordinators and sub county PHOs on CLTS data management and reporting to KIWASH and the National CLTS website
- Hold at least one quarterly or bi-annual review meeting (s) to assess progress on integrated CLTS, SBCC and sanitation marketing at all levels (county, sub county and community level)

Task 1.2.2: Carry out community-based sanitation and hygiene promotion through existing community programs/structures

- Design and produce training materials and BCC materials to reinforce WASH behavior change in target communities (CHV training manuals, t-shirts, reflector jackets, posters etc.)
- Roll out county specific BCC messaging (including wall branding) for the five county clusters
- Conduct trainings for CHVs across the nine target counties to build capacities in delivering BCC messaging for WASH and uptake of improved sanitation facilities
- Conduct community educational talks/outreaches/promotions on household sanitation and hygiene to reinforce WASH SBCC messages

- Strengthen capacity of caregivers on EWA messaging through existing community structures (caregiver groups, mother-to-mother support groups, community units, etc.)

Task 1.2.3: Support sanitation marketing activities

- Introduce and promote appropriate low-cost sanitation products for adoption and scale up in the local market
- Design county specific messages on promotion of latrine products and develop information booklets on sanitation product options available per county
- Conduct seven county-level sensitization forums on sales and marketing of appropriate sanitation options among supply actors
- Conduct seven county-level trainings on construction of appropriate sanitation facility options among sanitation supply actors (masons)
- Support at least 5 existing community units to function as potential enterprises providing low cost sanitation products and services to benefit from the KIWASH recoverable grant funds and microfinance institutions

Task 1.2.4: Improve integration of WASH messaging through MCH Services

- Equip 30 health centers across the nine target counties with ORT supplies to facilitate and support delivery of BCC messaging for adoption of Essential WASH Actions
- Procure 3,000 WASH kits to caregivers with children below 2 years of age as a demonstration of integration of WASH for improved health
- Promote integrated and coordinated programming that advocates for inclusion and delivery of WASH interventions in health projects (i.e. identify initiatives, policies and plans and push for inclusion of WASH)
- Develop BCC materials (posters, flyers, stickers) with WASH actions for use by the household members and national day celebrations
- Complete two integrated WASH and nutrition training guide for county staff and CHVs that were used in years 1 and 2 as a knowledge product

Task 1.3: Introduce and promote appropriate low-cost sanitation products and services

- Conduct coaching and business mentoring for the sanitation and hygiene enterprises to improve their businesses

Task 1.4: Strengthen the Effective Monitoring and Evaluation of WASH

- Intensify coaching and mentoring support to the 231 WASH enterprises on the use of the Excel-based monthly progress tracking tool to internalize regular monitoring of their progress in key performance indicators
- Conduct a progress review and reflection workshops for all the WASH enterprises in each of the counties to enhance knowledge transfer
- Undertake inter- and intra- county exchange visits for WASH enterprises for knowledge transfer to enhance sharing, deepen learning and adoption of best practices

Task 5.1 Expand source water quality protection

- Conduct targeted trainings for Water Resource Users Associations (WRUAs) under tree nursery project under seedling and nursery management general project sustainability
- Conserve sub-catchments by making terraces to control soil erosion around exposed areas, planting at least 10,000 indigenous tree seedlings and monitoring growth of the 12,890 tree seedlings planted last quarter in degraded sections of catchments hosting the 68 KIWASH protected springs and the WSP and WASH enterprise water sources
- Conduct monthly member sensitization in each WRUA environmental conservation, hygiene and others
- Facilitate joint county government, WRA and WRUA in counties on collaborative management of projects undertaken with WRUAs for sustainability

Task 5.2: Integrate sludge management with sanitation services

- Once the scope of work is approved, initiate the study on sanitation fecal sludge management situation in nine counties of KIWASH
- Once the scope of work is approved, identify critical constraints hampering progress in adoption of proper fecal sludge management in the project counties
- Once the scope of work is approved, recommend workable solutions/ strategies to address fecal sludge management issues in towns and urban centers

Task 5.3 Increase climate change resiliency in drinking water source planning, development and design of systems/services

- Identify institutions targeted for capacity development on climate change resiliency
- Track progress on implementation of activities under climate change resiliency trainings
- Train 6 institutions on climate change resiliency

Task 5.4 Number of WRUAs demonstrating enhanced capacity to deliver services

- Train elected officials of 10 WRUAs on institutional governance and integrity

Task 6.1: Train Service Providers' staff for Improved Service Provision

- Train 60 WSPS staff on good customer service/experience, outreach, assessment and meeting demands for WASH services
- Train 50 county government, WASH service providers and CSOs on best practices and experiences on budgeting and planning processes in the county
- Train 30 WSPs and county government water department staff on NRW and improved consumer engagement
- Train 45 WSPs' staff on effective M&E and reporting as per regulator's guidelines
- Train 35 WSPs and county staff as TOTs on basic operation and maintenance of Water Service Lines for efficient and effective service delivery.
- Train 65 county/rural Water Supplies staff/committee on good governance and management of water schemes.

Task 6.2: Technical assistance offered to sector stakeholders for improved monitoring, evaluation, reporting, and accountability

- Train 30 institutional and county partners on social accountability for effective M&E and reporting on WASH related activities.
- Train 45 WASH actors and institutional partners on best practices and experiences on budgeting and planning processes.
- Hold one customer sensitization clinic in partnership with the county governments/WSPs/WAGS to sensitize them on services offered to them and get feedback on their experience.

- Conduct 1 exchange and learning visit for WSPs, County staff, WRA, WRUA members aimed at promoting good governance and enhanced coordination and participation in catchment protection respectively in the 9 counties.

Task 7.1: Policies, laws, or investment agreements (public or private) implemented that promote access to improved water supply and sanitation

- Conduct two stakeholders' workshop per county to review and contribute towards finalization of the draft national water policy.
- Conduct one workshop per county to sensitize stakeholders and the citizen on the implication of the new county WASH policies and bills.
- Popular versions of both water and ESH and Water policies published and disseminated in Kisumu, Kakamega, Makueni and Nyamira counties.
- Support the launch of Water Policy in Makueni, Nyamira and Kakamega counties
- Conduct one workshop to launch the new five-year department of Water Strategic plan for Kisumu County.

Task 7.2 Support selected WASH sector policy reforms

- Conduct one workshop to review the final draft of Kisumu County Water Department Strategic Plan.
- Finalize customization of county specific Water and Sanitation Policy and Bill in Makueni, Migori, Kakamega, Nyamira and Siaya counties.
- Conduct one workshop to review the draft Nairobi County Sanitation Revolving Fund Policy and associated guidelines.

Task 7.3 Support USAID program learning

- Participate in quarterly County WASH Network Fora for reporting KIWASH implementation progress, including WASH enterprises and joint stakeholders planning
- Conduct county level forum for stakeholder learning and reporting on KIWASH experiences
- Hold quarterly meetings of Nyamira County WASH forum/platform and widen scope in membership

Task 8.0: Infrastructure support

- Continue with construction supervision of projects and contracts administration mainly through STTAs (Inspectors of Works, contracted design firms and KIWASH engineers;
- Carry out monitoring of completed projects which are under the Defects Liability Period (DLP) and supervise attendance by the sub - contractors of any defects during this period;
- Provide technical assistance as required to project owners during the DLPs and after, on operations & maintenance of KIWASH implemented water projects;
- Installation of water meters provided under recoverable grants to KIWASH supported water projects.

II. KEY ACHIEVEMENTS (QUALITATIVE IMPACT)

ACCESS TO WATER

One of KIWASH's strategies to increase access to clean water and sanitation services is to provide business development services for WASH services and products. KIWASH targets to improve community access to services for a minimum of 200 WASH enterprises through professionalizing and strengthening their operations. This is through a systematic approach aimed at improving their business models, business and financial planning, quality of services and products as well as technical and administrative capacity.

In the quarter, KIWASH intensified coaching and mentoring support to 231 WASH enterprises under incubation in Phase 1 and Phase 2. This strengthened their business capacities, enabling them improve efficiency in their operations and serve more people. The management and staff of supported WASH enterprises benefited from onsite coaching and mentoring support. In the reporting period, the enterprises recorded 36,051 new beneficiaries who gained basic access to water significantly contributing towards increased coverage and improved service delivery.

Business development services for WASH services and products

Updating WASH enterprise business plans

WASH enterprises business plans provide a clear framework on enterprise investment and operations in order to improve and expand services. KIWASH supported the leadership of 231 WASH enterprises under Phase 1 and 2 to finalize their business plans. This included defining and refining their vision, goals, objectives, strategies and activities for achieving desired results.

Further, KIWASH supported the enterprises update their business plans into a strategy document in order to guide growth. Further, KIWASH supported WASH enterprises finalize their operations and maintenance (O&M) plans, which would form an appendix to their business plans. The O&M plan provide an outline of the project infrastructure components as well as a schedule of operations and maintenance activities, with timelines and requisite resources.

Excel-based billing and basic accounting system

All the 231 WASH enterprises benefited from coaching and the adoption of KIWASH excel-based billing and basic accounting system. In Kisumu County, KIWASH offered a system induction to 59 (37 male and 22 female) staff and senior management of 31 WASH enterprises.

As a result, 13 WASH enterprises adopted the billing system. These included Boya, Ahero Catholic, Asengo and Nyalenda water projects in Kisumu County, Ulu 3 Water Project in Makueni County, ESWAND, Gatwekera and Mutuini water projects in Nairobi County and Sirembe, Uyoma West, Sihay, Osieko Nambo and Sira Nyawita water projects in Siaya County.

To start with, the enterprises transferred their customer database including billing, revenue, arrears and other financial data to the excel-based billing system. Next, KIWASH continuously supported them with onsite coaching sessions. In terms of feedback, the enterprises described the system as effective but needed accessories like additional computers and printers to fully adopt it in order to improve operations and financial management in the enterprises.

Institutionalizing Business Development Services

KIWASH focus on WASH business development services (BDS) and sustainability have proved effective in strengthening enterprise capacities and efficiencies in service provision. To ensure the sustainability of these interventions, KIWASH initiated discussions with relevant government structures to ensure continuity beyond the project life.

In the quarter, KIWASH developed a collaboration agreement with the Kenya Water Institute (KEWI). In this agreement, KIWASH supported enterprises will benefit from sustainable training while

KEWI will enhance training, market for services and increased learning and opportunities for its students. The proposed areas of collaboration between KIWASH and KEWI are as summarized below:

- Sharing WASH enterprise training material
- Training of trainer(TOT) sessions for KEWI staff
- Developing a training calendar
- Undertaking joint training sessions and coaching visits to selected WASH enterprises
- Linking KEWI students to WASH enterprises through internship

As a first step, KIWASH together with the respective county governments will roll out the activities following which WASH enterprises will tap into the activities.

Recoverable Grants

In Kakamega and Nairobi counties, the Khwisero and Soweto Highrise WASH enterprises respectively began the reimbursement of KIWASH recoverable grants used for infrastructure development. This brings the total number of WASH enterprises repaying the recoverable grants to seven –Ahero Catholic and Nyang'oma enterprises in Kisumu County, Masaku and Kanaani Kiboko B enterprises in Makueni County and Kithambangii enterprise in Kitui County. The reimbursement is an indication of the enterprises' enhanced capacity to take up loans and their ability and willingness to repay. This would adequately be as a result of KIWASH's training support. This further opens an expansion path for WASH enterprises to access commercial financing.

Completed Water Infrastructure Projects

KIWASH infrastructure support to WASH enterprises and utilities complements capacity development efforts and helps increase access to basic WASH services. During the reporting period, KIWASH completed water infrastructure civil works in five water projects: Osieko Nambo in Siaya County, Machururiati in Nyamira County, Muhuru Bay, Midida and Ndiwa in Migori County. Taken together, the completed projects benefit 27,631 new beneficiaries with access to clean reliable water. In these projects, KIWASH installed grid-tied solar pumping systems, installed water storage facilities and rehabilitated key components within their infrastructure systems.

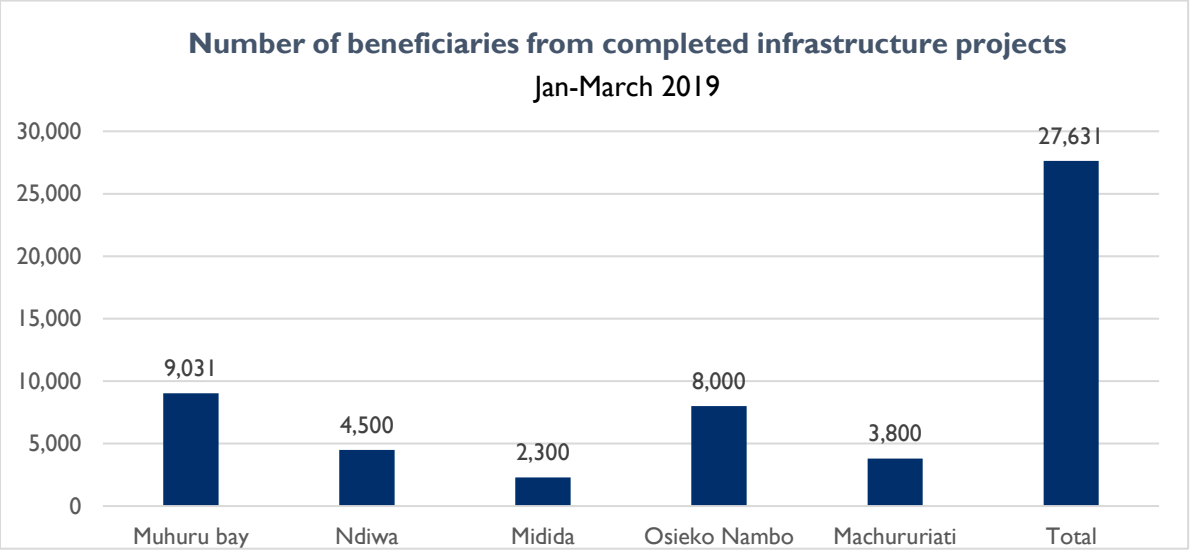

In four other enterprises, infrastructure works were ongoing. These include Boya and Sondu Miriu Right Bank in Kisumu County, Sira Nyawita in Siaya County and Musengo in Kitui County. The completed projects will to contribute significantly to increased coverage and improved water services for the target beneficiaries. Additionally, eight other projects were under procurement and contract award. These included Akala and Sirembe Water Enterprises in Siaya County, Ogallo Water Enterprise in Busia County, Gatwekera TOSHA in Nairobi County and Chyulu Valley, Makutano Sinai and Ukia

Swaa in Makueni County and Mumbuni/Katalwa in Kitui County. Their completion will increase the number of people served by the enterprises.

Public Private Community Partnerships (PPcP)

KIWASH continued to explore various partnerships in order to strengthen the business operations of WASH enterprises under incubation. In Siaya County, KIWASH initiated a Public Private Community Partnership (PPcP) between the county government, the Naya Community Water Project, Dorcas Foundation and North Game Trust. The four partners developed a lease operator contract for infrastructural investments in the expansion of Naya Community Water Project. The partners will implement the project for ten years before handing over to the community. The project will also introduce smart meters through Maji Milele for effective and efficient service delivery.

In Makueni County, KIWASH pursued another PPcP model that would see Techno Tanks Company supply water tanks at a subsidized rate with periodic repayments to some of the community projects. The partnership would also secure funding from a commercial bank at a reasonable repayment period. In the same county, Mukuyuni/Ukia Swaa enterprise will explore a management contract to strengthen their operations once the KIWASH rehabilitation works is complete.

Partnerships with local banks and MFIs

KIWASH engagement with financial institutions helped to develop appropriate products for WASH enterprises with generally informal requirements compared to the requirements in commercial financing. So far, KIWASH has supported three WASH enterprises develop financing proposals to Family Bank which has been the most responsive in supporting this initiative.

In Makueni County, Family Bank approved a financing proposal by Chyulu Valley Enterprise for KES 3.5million. The project will use the fund to install and expand a water bottling plant. This is a case of blended financing where the community mobilized their own resources and equities to realize the difference of the total cost of the project - KES 7.4 million. Building on this success, KIWASH will link other potential WASH enterprises to commercial banks and micro-finance institutions to access finance for the improvement and expansion of their businesses.

Effective monitoring and evaluation of WASH

KIWASH capacity development support to WASH enterprises will yield results in various performance indicators. Using the KIWASH excel-based progress tracker, the WASH enterprises monitor progress by populating data on a monthly basis and reviewing them on a quarterly basis. In the quarter, the progress tracker indicated improvements in different performance areas. These included increased revenue, increased number of customers, reduced operation costs, improved efficiency in service provision and reduced non-revenue water.

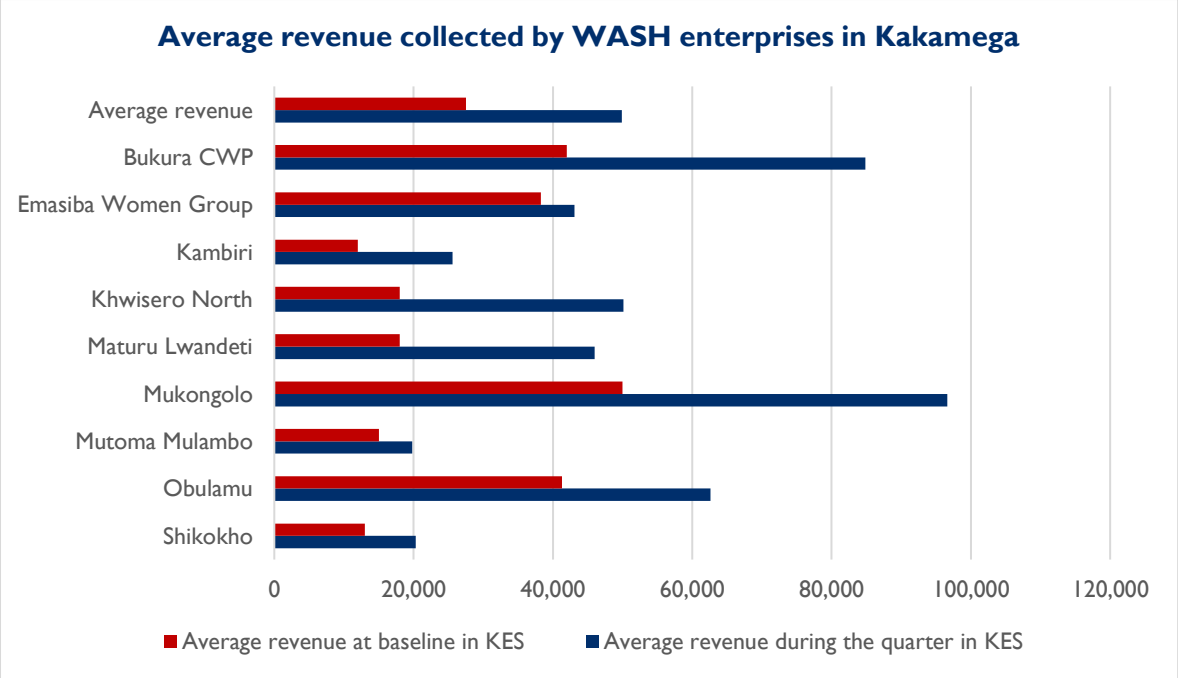

In Kakamega County, nine water enterprises recorded an average revenue increase of 81.4 percent of KES 49,885 up from KES 27,505 at baseline. Jims Exhausters, a sanitation enterprise in Kakamega registered a 63 percent growth in revenue of KES 600,000 up from KES 400,000 at baseline. These improvements are attributable to KIWASH training coupled with ongoing coaching and mentoring support. KIWASH continues to work with the enterprises to bridge existing gaps.

In addition to progress in revenue, a number of enterprises made progress in reducing their operations costs, resulting into more savings, this enabled them expand their services and reach more people.

For example, in Siaya County, four water enterprises lowered their operations costs from an O&M training coupled with intense onsite coaching and mentoring support. In Busia County, five WASH enterprises recorded 50 new household connections despite challenges in network coverage. In Kisumu County, ten WASH enterprises recorded 136 new household connections. In Kitui County, three WASH enterprises recorded 62 new household connections to increase their number of customers and boost their revenue. Finally, in Kakamega County, seven WASH enterprises recorded 75 new connections while in Migori County, nine WASH enterprises recorded 55 new household connections.

KIWASH coaching and mentoring support continued to nurture the enterprises to embrace best business practices and improve their operations. This support has also strengthened their capacities to deliver effective and efficient WASH services to existing and new customers. In Siaya County, a number of enterprises have recorded increased revenue and reduced operating costs hence increasing their profit margins.

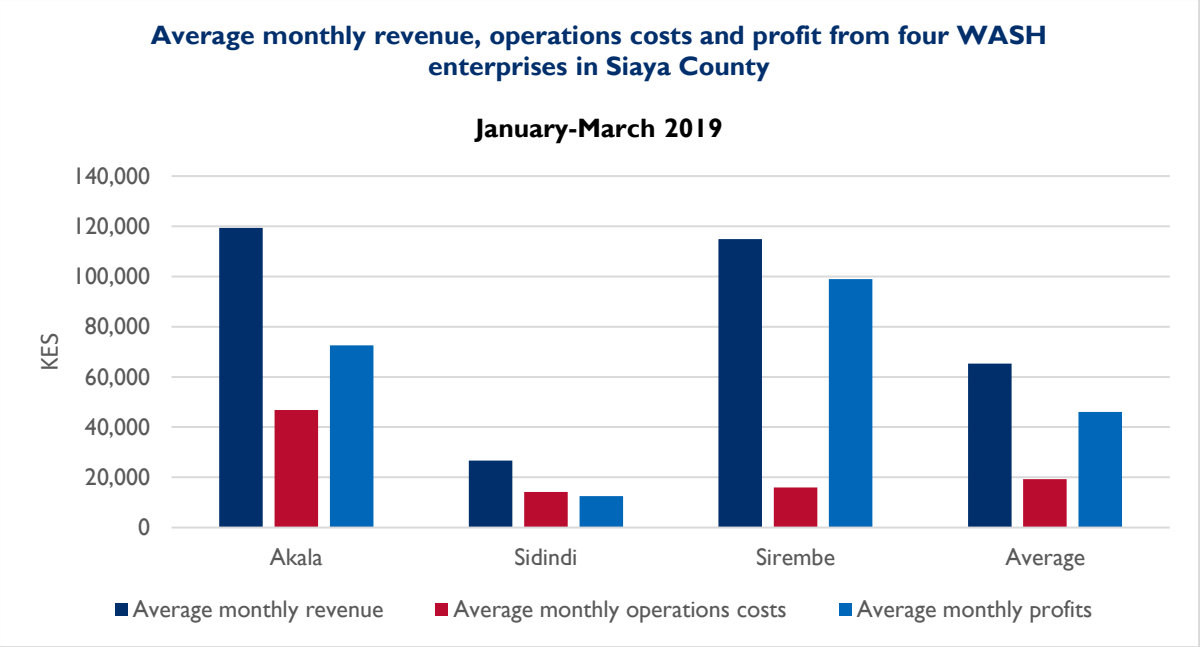

A number of enterprises have adopted technological solutions that have seen them shift from cash payments to mobile money payments. Mwihila and Kambiri enterprises in Kakamega County, Nyangoma, and Kakakoka enterprises in Kisumu County are good examples. Consistent use of this mode of payment will seal loopholes for revenue loses and to boost their revenue collection efficiency. This is because money paid by customers is remitted directly to the bank.

ACCESS TO FINANCING/CREDIT FOR WASH

KIWASH's access to finance component offers specialized support to partner water service providers (WSPs) in order to strengthen their ability to take on debt or equity financing.[1] This in turn expands WASH services and improves WSP operations. The component's primary target is to leverage KES 400 million in financing for WSPs.

WSP Partners

County	WSP Partner
Busia	Busia Water and Sewerage Company (BUWASSCO)
Kakamega	Kakamega Water and Sewerage Company (KACWASCO)
Kisumu	Kisumu Water and Sewerage Company (KIWASCO) Gulf and Nyanas Water and Sewerage Companies (under KIWASCO management)
Kitui	Kiambere-Mwingi Water and Sanitation Company (KIMWASCO) Kitui Water and Sewerage Company (KITWASCO)
Makueni	Kibwezi-Makindu Water and Sewerage Company (KIMAWASCO) Mbooni Water and Sanitation Company (MBONWASCO) Wote Water and Sewerage Company (WOWASCO)
Migori	Migori County Water and Sewerage Company (MIWASCO)
Nairobi	Nairobi City Water and Sewerage Company (NCWSC)
Nyamira	Gusii Water and Sewerage Company (GWASCO)

[1] Note that financing may come from a variety of sources including donors, county governments, WSPs, concessional lenders, microfinance institutions, commercial banks, capital markets and other financing facilities.

County	WSP Partner
Siaya	Siaya-Bondo Water and Sewerage Company (SIBOWASCO)

Upgrading business plans and strategic plans to improve financing or credit

Performance Improvement Plans (PIP) provide specific targets, actions, milestones and timeframes to achieve critical commercial, financial, technical and social goals. They are developed based on interviews and workshops with the management team and staff members, board members, county representatives and key stakeholders. The PIP is a results-focused action plan and achievements are tracked and reported on a monthly basis.

Development of PIPs with WSP partners

KIWASH worked with nine partner WSPs, among the lowest performing in the country, to develop one-year performance improvement plans (PIPS). The PIPs are aimed at addressing serious operational challenges. These include financial constraints to cover operations and maintenance costs and inability to access debt or equity financing. In the quarter, four WSPs benefited from PIP workshops and validation exercises. The WSPs developed a diagnostic and PIP draft report based on the last three years while examining the following:

- Regulatory compliance including service provision agreements, tariff, board composition and recruitment
- Water Services Regulatory Board (WASREB) Key Performance Indicators, last three years and focus areas for improvement plan
- Performance Improvement Plan areas for discussion and review
- Cross-cutting themes of gender and governance

Working with WSP management, board of directors and county government representatives, the PIP is organized according to six themes.

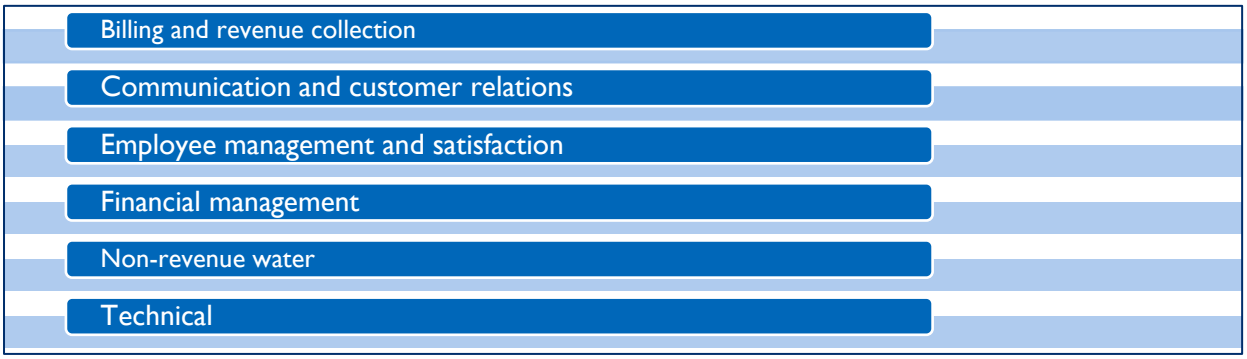

Of critical importance to the process are field visits by participants to random clients in the services areas of the WSP to inform, confirm, and validate the issues identified in the workshop. The field visits have proved to be the most informative part of the workshop, exposing lapses in service provision, including non-functioning meters, illegal connections, technical water losses, staff misconduct and even fraud. The visits also confirmed that many WSP managers, board members and county representatives had never been to the field and were thus relying solely on reports from staff regarding the situation on the ground.

KIWASH further finalized PIPs with four WSPs– Busia Water and Sewerage Company (BUWASSCO), Gusii Water and Sewerage Company (GWASCO), Wote Water and Sewerage Company (WOWASCO) and Siaya-Bondo Water and Sewerage Company (SIBOWASCO). Additionally, KIWASH facilitated another four PIP workshops.

- **Kiambere-Mwingi Water and Sanitation Company (KIMWASCO):** From February 27 to March 1, KIWASH facilitated a three-day performance improvement plan workshop. The workshop was attended by 27 participants, comprising of nine female and 18 male.

- **Kitui Water and Sewerage Company (KITWASCO):** From March 27–29, KIWASH facilitated a three-day performance improvement plan workshop. The workshop was attended by an average of 32 participants, comprising of 10 female and 22 male.

- **Kibwezi-Makindu Water and Sewerage Company (KIMAWASCO):** From February 12 – 15, KIWASH facilitated a four-day performance improvement plan workshop in Kibwezi. The workshop was attended by an average of 44 participants, comprising of 19 female and 25 male.

- **Migori County Water and Sewerage Company (MIWASCO):** From February 12–14, KIWASH facilitated a three-day performance improvement plan workshop. The workshop was attended by 26 participants comprising of nine female and 17 male.

The one pending PIP workshop is with Mbooni Water and Sanitation Company (MBONWASCO). The component 2 team also returned to Busia and Siaya to present the PIP to stakeholders. (See Annex II for PIP Progress and Key Findings)

Investment strategies to expand coverage

The Component 2 work under this activity included the following in quarter 1:

1. Support to KIWASCO and KACWASCO with development and implementation of commercially financed projects to expand WASH services.[2]

KIWASCO is implementing a commercially financed project to extend lines and connections into a low-income area. KIWASH conducted a Community Outreach and Education workshop and will meet with KIWASCO in January to determine the COE implementation timeframe and support.

KACWASCO has a completed investment plan that is ready to be shared with banks. Family Bank has the proposal and the Bank will give a presentation on their offerings and terms to the board in January 2019 (date to be determined).

There is, however, nothing new to report this quarter. The team is still following up.

USAID Development Credit Authority to mobilize financing for water utilities

KIWASH is working with the Co-operative Bank Relationship Officer handling the water sector financing product to schedule a training in the second or third quarter of this fiscal year.

SANITATION AND HYGIENE

This quarter, KIWASH strengthened collaboration with communities and their respective county departments of health in order to deliver and sustain open defecation free (ODF) communities and support communities climb up the sanitation ladder. Additionally, KIWASH adapted a blend of local sanitation approaches including community led total sanitation, social behavior change and communication and sanitation marketing. Depending on the community or county context, KIWASH implemented the approaches sequentially or simultaneously.

Joint implementation of community participation and market based approaches played a pivotal role in creating community demand for sanitation products and promoting desirable hygiene behaviors including correct handwashing and treatment of drinking water. These integrated efforts resulted into 654 ODF communities and 2,096 households with access to basic sanitation during the quarter.

[2] Note that Nairobi City Water and Sewerage Company is not included for the time being as the board has been suspended, senior management has been suspended, and efforts to support with commercial financing are no longer feasible given the governance situation.

Sanitation Marketing

KIWASH promotes sanitation marketing to enable communities move from basic to improved sanitation. The project definition combines principles of both social and commercial marketing. This triggers the demand and supply of improved sanitation products. KIWASH sanitation marketing strategy incorporates a concise framework for understanding the market actors at the micro-level, actors intended to operate at the household or community level.

KIWASH Business Model

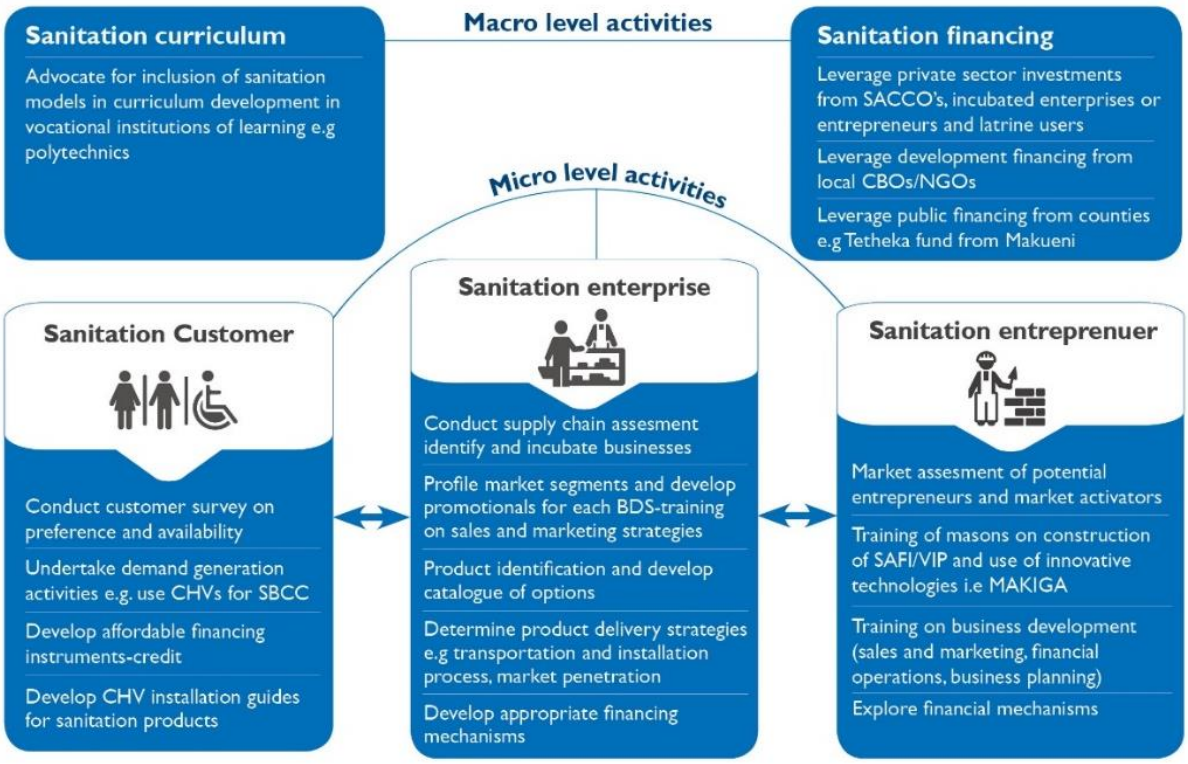

KIWASH continued to offer theory and practical training to local artisans in the construction of affordable, durable and easy to clean sanitation products (SATO products and SAFI latrine) that are adaptable to unstable topographical conditions. The artisans benefited from five days training that covered an introduction to sanitation and hygiene, construction of the SAFI latrine, installation of the SATO products and business development. The workshop outcome of SAFI latrine or SATO pan sanitation facilities serve as demonstration sites and marketing centers for new users. Overall, 51 artisans from Kitui (20), Busia (15) and Siaya (16) counties were trained on SATO and SAFI sanitation technologies.

In order to penetrate new markets, the CHVs continued to educate households on available sanitation options. They further connected buyers to suppliers at negotiated costs. In the quarter, LIXIL, one of the sanitation enterprises provided promotional materials for SATO products to CHV groups and entrepreneurs who purchased fairly huge stocks of the sanitation products.

Sanitation Financing

The KIWASH sanitation financing approach enables local entrepreneurs to secure capital investment for SATO retail businesses. Organized community groups such as CHVs raise capital from group savings, interest on small loans, matching grants or profits from the sale of SATO products. The groups share part of the profit as the rest is retained in a revolving fund. This in turn grows SATO pan businesses in the rural communities and nurtures new enterprises.

In this approach, KIWASH mobilizes active community groups to integrate the sanitation business. The groups benefit from training in basic microfinance including start-up capital. Further, KIWASH supports CHV groups that have made successful first orders with an in-kind matching grant of up to KES 15,200 to leverage their capital. The KIWASH package includes business skills training and assistance to adapt and overcome start up challenges. Over time, the groups qualify for enhanced business terms with the manufacturer including a 30 to 45-day supplier credit.

In Busia, Makueni, Kitui, Nyamira and Siaya counties KIWASH held explorative sanitation business meetings with CHV representatives, artisans, self-help groups and savings and credit cooperatives (SACCOs). The meeting focused on the integration of the village savings and loan association (VSLA) concept into SATO retail business and further including KIWASH matching grant to leverage the groups' working capital. As a result, 3,845 new users have access to improved sanitation in these counties. Additionally, KES 273,603 was mobilized for sanitation through 18 CHV groups drawn from the same counties.

Number of households accessing improved sanitation services (Q2, FY2019)

County	Households with functional SAFI latrines	Households with functional SATO pan latrines	Households with functional VIP latrines	Total households accessing improved sanitation	People accessing improved sanitation	Total funds in Sanitation Revolving Fund (KES)
Kakamega	1	63	0	64	320	0
Nyamira	0	15	0	15	75	4,560
Busia	5	34	0	39	195	37,700
Siaya	2	13	0	15	75	48,208
Kisumu	8	0	0	8	40	0
Kitui	4	54	0	58	290	25,360
Makueni	1	449	0	450	2,250	157,775
Migori	0	12	108	120	600	
Total	**21**	**640**	**108**	**769**	**3,845**	**273,608**

To date, KIWASH has supported 10,480 people to obtain access to basic sanitation and 3,845 people to have access to improved sanitation. The table below shows the comparisons in progress between access to basic vis-vis improved sanitation across KIWASH target counties.

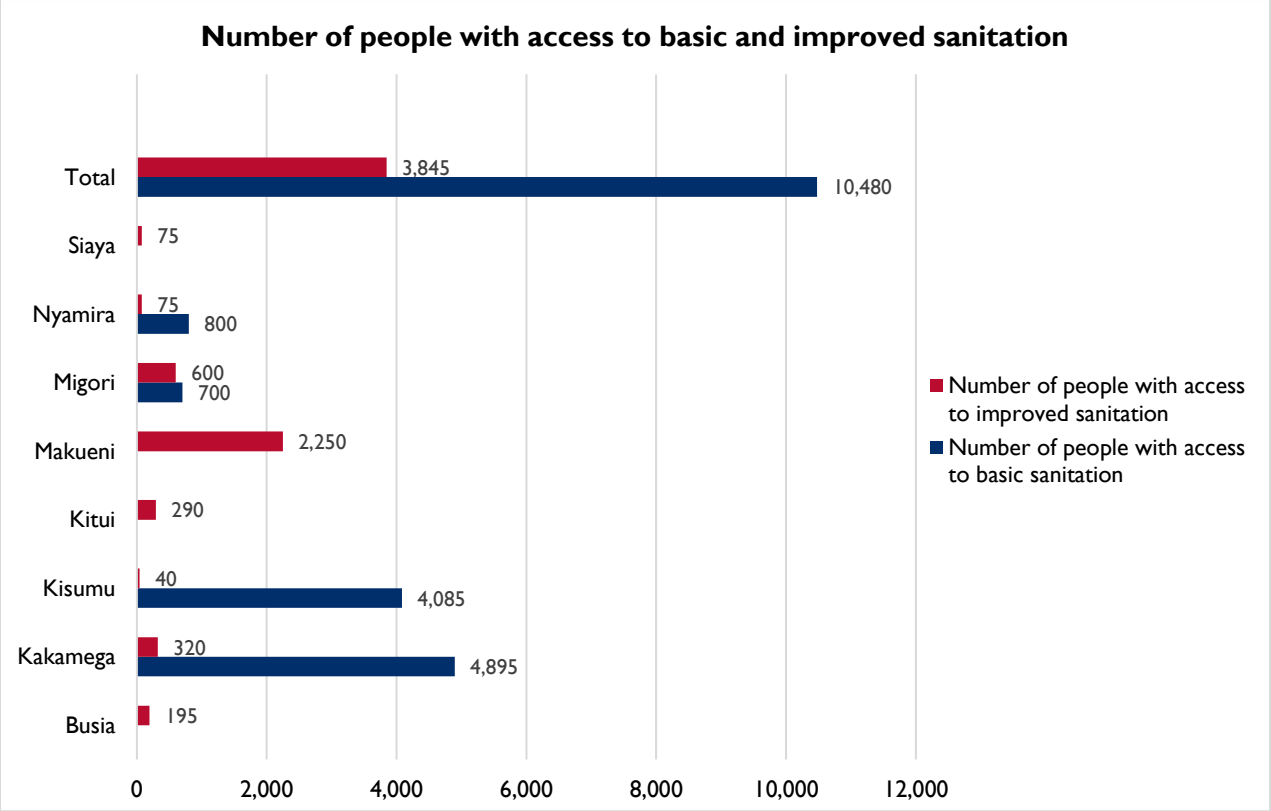

Social Behavior Change and Communication (SBCC)

KIWASH integration of SBCC with CLTS helps communities uphold desirable sanitation and hygiene behavior. To achieve this, KIWASH works closely with CHWs and the departments of health to mobilize households with poor hygiene practices and inadequate sanitary conditions. Following KIWASH training, the CHWs engage in household visits and small group forums to educate the community on desirable practices and behavior. These include correct and consistent use of latrines, correct and consistent hand washing at critical times using water and soap, construction of tippy taps, treatment and proper storage of drinking water.

In Kitui, Makueni and Nyamira counties, KIWASH's partnership with EXP social marketing sub-grantees rolled out an integrated WASH SBCC strategy. The strategy aims at promoting community knowledge of desirable WASH behaviors in order to trigger behavior change and advance optimal health.

Behavior change continuum

In Busia County, KIWASH initiated monitoring of community uptake of desirable WASH behavior with the aim of reinforcing those behaviors. Under the KIWASH SBCC design, behavior change is facilitated through a continuum of activities involving knowledge creation, internalizing behavior and establishing enabling WASH environments for the uptake of desirable behavior.

Figure 1. KIWASH behavior change continuum

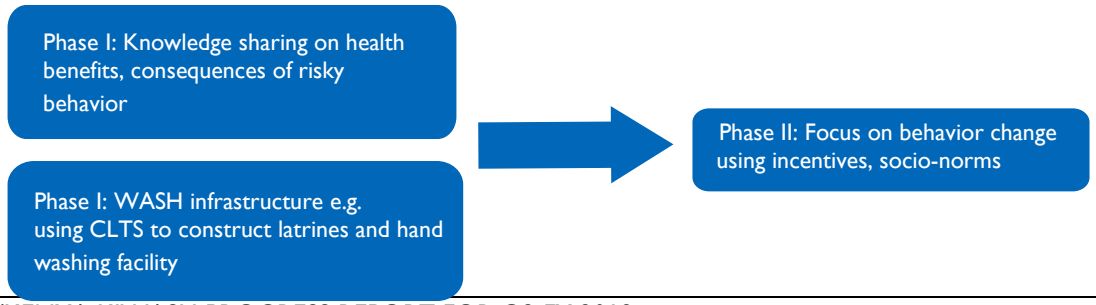

Under Phase I KIWASH trained CHVs share knowledge with households and communities in CLTS villages. Additionally, they intensify community mobilization and sensitization with critical messaging centered on consistent use and maintenance of toilets, handwashing with soap at critical times, safe disposal of baby feces and household water treatment technologies. This campaign messaging is delivered through door to door outreaches and community group discussions. Under Phase II, KIWASH together the CHVs focus on promoting positive community behavior changes in a results based payment mechanism. In this, the CHVs are rewarded with monthly stipends for every new set of improved latrine put up by a household. Additionally, community health groups are encouraged to develop socio-norms and devise ingenious ways to maintain ODF environments and accelerate momentum in climbing the sanitation ladder. In subsequent quarters, KIWASH will shift towards promoting behavior change interventions and foster efforts to ensure proper monitoring on BCC uptake.

Education through Learning methodology

In Busia, Kitui, Makueni and Nyamira counties, KIWASH trained 105 CHVs and three community health assistant (CHAs) in an interactive workshop on *Education through Learning*. The workshop aimed to build CHVs' skills in delivery of hygiene and sanitation messages to communities and households in an effective manner. In the quarter, CHVs in Makueni and Nyamira reached out to 7,150 people with key messages on water, sanitation and hygiene through door-to-door meetings and small group discussion sessions. In Busia and Kitui counties, implementation of SBCC activities in households and communities was yet to begin.

Number of people reached with WASH messaging

County	No. of people reached in Q2, FY2019			Total
	Male	Female	Children	
Makueni	864	2,571	1,028	4,466
Nyamira	719	1,100	868	2,684
Total	**1,583**	**3,671**	**1,896**	**7,150**

Community Led Total Sanitation (CLTS)

KIWASH continued to work with the county public health departments and community health volunteers (CHVs) to implement CLTS in five project counties – Kakamega, Kisumu, Makueni, Migori and Nyamira that are in different stages of obtaining ODF status. To sustainably improve the general quality and progress of CLTS, KIWASH further mobilized key stakeholders including CHVs, community health assistants (CHAs), public health officers (PHOs) from the county and sub-county levels and local administration representatives.

CLTS inception meetings

In Makueni County, KIWASH together with partners facilitated 89 inception meetings as a first step in community led total sanitation. During the meetings, stakeholders defined their roles and responsibilities and made plans to guide the triggering process.

Follow up on CLTS

In Kakamega County, KIWASH together with CHVs and their respective PHOs continued to follow up with 90 villages targeted in CLTS. The exercise sensitized households on the importance of consistent latrine use and washing hands using soap during six critical times. CHVs provide practical guidance to households on installation of locally fabricated hand washing units, also referred to as

"tippy taps" combined with step by step guidance on making choices for different latrine options. Finally, the exercise collected data and reported on household access to basic sanitation.

Third Party Certification

KIWASH also supported third party certification of 76 villages according to the Kenya ODF Protocol and data management system. The protocol directs implementing partners and the respective county governments to certify villages triggered for CLTS within a stipulated period. The certification process involves assessing negotiable and non-negotiable indicators previously agreed upon. In the quarter, the third party county certifiers assessed the non-negotiable indicators within the villages. To date, 10,480 community members are assessing basic sanitation facilities as a result of KIWASH intensified interventions in CLTS.

County	Villages triggered to date	Villages certified to date	Q2, FY2019			
			Number of triggered villages	Number of villages verified	Households with access to basic sanitation	People with access to basic sanitation
Kisumu	226	63	22	83	817	4,085
Kakamega	225	136	0	0	979	4,895
Nyamira	165	100	65	0	160	800
Migori	240	0	0	27	140	700
Makueni	150	150	0	0	0	0
Siaya	150	150	ODF county			
Kitui	55	55	ODF county			
Busia	ODF county					
Total	**1,211**	**654**	**174**	**110**	**2,096**	**10,480**

WASH integration with health

In Siaya and Nairobi counties, KIWASH initiated end user monitoring exercise of hygiene kits and oral rehydration therapy (ORT) corners. The monitoring exercise involved household visits, observations and questions to draw conclusions on the use of the hygiene kits at household level and sustainability of the WASH messages. KIWASH spot checks established that mothers were gradually embracing correct household hygiene practices. In other cases, the hygiene kits were not available or were used for unintended purposes. The visits also established that most mothers and other household members had embraced water treatment using water guard or chlorine alongside practicing essential WASH action (EWA).

KIWASH also conducted end user monitoring of four ORT corners established in health facilities in a bid to improve services in diarrhea management in children under five years. In some health facilities, health care staff reported positive improvement in mother-child clinic attendance and increased the number of hospital deliveries. In the next quarter, KIWASH will support a study design to evaluate the efficiency of hygiene kit distribution within households.

GOVERNANCE AND POLICY

KIWASH continued to work with county governments and WASH sector stakeholders to analyze, recommend and support the adoption of key Kenyan policy reforms. During the quarter, KIWASH facilitated discussions on the devolution of water services including supporting technical discussions at the seventh annual devolution conference organized by the Council of Governors and attended by approximately 6,000 delegates. The water and sanitation discussions culminated in two key commitments:

iii. Both levels of government shall in the next one year develop a policy to guide water resource sharing across counties and increase investments in water infrastructure.

iv. Both levels of government shall in the next three years convene a water congress for all stakeholders to discuss responsibilities for each level of government and concurrent functions.

KIWASH support to water service providers (WSPs) and community water projects during the quarter resulted in 2,829 new connections enabling 14,145 new consumers gain access to improved service quality.

Number of new water connections (Q2 FY2019)

County	Water Service Provider	New connections (Q2, FY2019)
Busia	Busia Water and Sewerage Company (BUWASSCO)	105
Kakamega	Kakamega County Water and Sanitation Company (KACWASCO)	1,000
Kisumu	Kisumu Water and Sewerage Company (KIWASCO)	957
	Gulf Water and Sewerage Company	83
	Nyanas Water and Sewerage Company	53
Kitui	Kitui Water and Sewerage Company (KITWASCO)	122
	Kiambere-Mwingi Water and Sanitation Company (KIMWASCO)	48
Makueni	Kibwezi-Makindu Water and Sewerage Company (KIMAWASCO)	0
	Wote Water and Sewerage Company (WOWASCO)	0
Migori	Migori County Water and Sewerage Company (MIWASCO)	94
Nyamira	Gussi Water and Sewerage Company (GWASCO)	190
Siaya	Siaya Bondo Water and Sanitation Company (SIBOWASCO)	177
	Total	**2,829**

Technical assistance and capacity building for sustainability and effective service delivery

KIWASH continued its collaboration with county governments in order to support WSPs strengthen their capacity in service provision. In the quarter, 243 staff (74 female and 179 male) benefited from training in various areas across the nine counties.

Good corporate governance

KIWASH trained 55 management staff and new board of directors of the Gussi Water and Sewerage Company (GWASCO) and Migori County Water and Sewerage Company (MIWASCO) on good corporate governance. The training aimed at strengthening institutional leadership within the two utilities for improved water and sanitation services. The training culminated into the signing a code of conduct and setting performance targets by the new board members. The training was also attended by representatives from the Water Services Regulatory Board (WASREB) and Lake Victoria South Water Services Board (LVSWSB).

Development of policy and bills

In Migori County, KIWASH trained 28 county government officials and other WASH stakeholders on the development of policy and bills from February 19-21. The training workshop aimed to enhance

the skill of county partners to develop policies and bills. As a result, they developed a draft county water and sanitation policy and bill ready for stakeholder's review in the subsequent quarter.

Training on new technologies

In Busia, Kakamega, Kitui, Makueni and Nyamira counties, KIWASH trained 35 plumbers and machine operators attached to KIWASH implemented projects on the use of high density polyethylene (HDPE) pipes and managing hybrid power pumping. The training aimed at enhancing the capacity of the county and the WSP staff on operation and maintenance (O&M) and project sustainability.

Management of non-revenue water (NRW)

From February 12-13, 16 staff members of the Kiambere-Mwingi Water and Sanitation Company (KIMWASCO) and Kitui Water and Sewerage Company (KITWASCO) benefitted from training on the management of non-revenue water (NRW). The training targeted technical and commercial managers and resulted into prerequisite company measures. These included the disconnection of all dormant customer connections, strict tracking of illegal connections and change from unplasticized polyvinyl chloride (UPVC) pipes to high density polypropylene random copolymer (PPR) pipes for secondary connections. Other measures included listing of water bill defaulters with the credit reference bureau in order to deny them access to loans. Additionally, the WSPs meter replaced all average assessments billings and faulty meters including meters above eight years. As a result of these measures, the KIMWASCO and KIWASCO recorded a percentage reduction in NRW from 41 percent at benchmark to 33 percent by the end of the reporting period. KITWASCO recorded an NRW reduction from 63 percent to 56 percent.

Development of performance improvement plans (PIP)

One hundred and five staff and board members of Kibwezi-Makindu Water and Sewerage Company (KIMAWASCO), KIMWASCO, Migori County Water and Sewerage Company (MIWASCO) benefited from KIWASH training on the development of performance improvement plans (PIP). This was part of the wider strategy to support the implementation of the WSP strategic plans. As a result, the utilities developed one year PIPs aimed at addressing the inefficiencies in operations, financial management, customer care, human resource and technical services. KIWASH in collaboration with the county government and partners will support implementation process.

Number of trained service provider staff

County	Institution	Training Topic	Male	Female	Total
January-March 2019					
Busia	BUSWASCO	On job training on O&M	10	0	10
		Good corporate governance	14	4	18
Kakamega	KACWASCO	On job training on O&M	10	5	15
Kitui	KITWASCO	NRW management	6	3	9
		PIP development and performance measurement	26	12	38
	KIMWASCO	NRW management	5	2	7
		PIP development and performance measurement	19	9	28
		On job training on O&M	4	0	4
Makueni	KIMAWASCO	PIP development and performance measurement	25	14	39
	County Government	On job training on O&M	3	0	3

Migori	County Government	Training on policy and bill formulation	23	5	28
	MIWASCO	Good corporate governance	16	4	20
		PIP development and performance measurement	14	8	22
Nyamira	GUWASCO	Good corporate governance	15	2	17
		On job training on O&M	3	0	3
Total			**193**	**68**	**261**

Strengthening operations and management of the WSPs

PIP development and implementation is part of the wider strategy KIWASH is employing to support the utilities realize their strategic plan aimed at improving their operations and management and hence sustained water and sanitation delivery. In the quarter under review, KIWASH supported various WSPs in performance improvement targeting critical priority areas in operation and service delivery. This led to improvement in key performance areas for a number of WSPs.

Migori County Water and Sewerage Company (MIWASCO): The WSP reported progress in billing and revenue collection, NRW levels, communication and customer care relations, and staff management. Notably, NRW levels reduced from 56 percent at baseline to 38.2 percent as at end of March 2019. The number of connections also increased from 5,381 to 5,475 out of which 4,026 are active and 3,082 metered with an overall metering ratio of 76.5 percent. To date, the utility has formalized 15 illegal connections, corrected 20 poorly placed water meters and activated ten dormant connections. Further, the management has centralized the billing system to avert revenue loses and optimize collection. Additionally, the WSP has improved its communication and social media engagement with consumers and the public and have installed a hotline to address emerging issues affecting service delivery.

Kakamega County Water and Sanitation Company (KACWASCO) and Migori County Water and Sewerage Company (MIWASCO): KIWASH supported these utilities to reconstitute the board of directors in line with Water Services Regulatory Board (WASREB) guidelines and requirements in the transition process. The process culminated into an induction and training for the Board and MIWASCO's corporate management team on good leadership, better governance and institutional strengthening towards improved performance and service delivery. The new board members signed a code of conduct with the utility shareholders and a performance agreement with the county government. KIWASH further supported the utilities to develop a 12-month PIP based on WASREB's key performance indicators.

Kakamega County Water and Sanitation Company (KACWASCO): KIWASH supported the third quarterly PIP and internal benchmarking meeting to review progress made in various thematic areas as recommended in the PIP. Key highlights on NRW management was the need to replace old or malfunctioning meters. As part of technical assistance, KIWASH is in the process of providing new meters to the WSP, repairing vandalized and leaking lines and reinstating dormant connections through metering. KIWASH is further supporting in the development of KACWASCO marketing strategy and geographic information system (GIS) mapping of all the WSP schemes.

Consumer Engagement

On World Water Day, celebrated on March 22, KIWASH teamed up with KIWASCO, Netherlands Development Organisation (SNV), Practical Action and other WASH partners in Kisumu County to run a campaign dubbed *"Leaving No One Behind"*. The one-month campaign that began on March 6 aimed at reaching out to new and dormant consumers. The campaign reached out to different informal settlements in Kisumu including Pembe Tatu, Ongadi, Osiepe, Olie Market, Nyamasaria and Guba.

The campaign reached 1,500 new beneficiaries through individual connections and rehabilitation of two new water kiosks in Pembe Tatu.

Strengthening the effective monitoring and evaluation of WASH

In Kakamega County, KIWASH supported the third quarterly PIP internal benchmarking review meeting in February. The meeting brought together three scheme managers and supervisors of Kakamega, Mumias and Navakholo under KACWASCO to review progress made in PIP implementation. The meeting noted the need to meter all schemes' customers, adopt quick turnaround in the repair of vandalized and leaking lines, prioritize reconnection of dormant customers, developing marketing strategy and GIS mapping of all the schemes' connections. In support of this effort, the County Government of Kakamega donated USD 40,000 towards implementation of the PIP in Navakholo and Mumias schemes. This is being used to address NRW in the two schemes by replacing 31km of dilapidated polyvinyl chloride (PVC) pipe network, constructing two water kiosks and 150m^3 masonry storage tank. Once complete, the projects will benefit at least 20,000 persons with clean drinking water.

In Kakamega, Kisumu and Siaya counties, KIWASH hosted a USAID mission visit. The project owners and beneficiaries shared successes and challenges in KIWASH water and sanitation interventions. The mission noted KIWASH progress in strengthening WASH enterprise business operations and expanding water services to communities. The project sites visited included Nyangoma, Masogo, Osieko Nambo and Ileho water enterprises estimated to benefit 15,000 new consumers with access to clean drinking water once complete. The sanitation and hygiene sites visited included Usenge, Chiga and Irrigation Community Units.

In Busia and Kakamega counties, KIWASH supported and conducted monthly progress review meeting in collaboration with county government and project owners of Sisenye Water Scheme in Busia County together with Nyahera Mkendwa and Nyanas water schemes in Kisumu County to ascertain the implementation progress of infrastructural projects. The joint monitoring proved valuable as participant stakeholders provided insight on effective ways for ongoing projects to deliver desirable results.

Support selected WASH sector policy reforms

Kakamega County

- In Kakamega County, KIWASH continued to support the transformation of the Kakamega County Water Services Provision Sector Agenda. In February 2019, KIWASH supported a two and half days' workshop to review the draft legislative framework for the management of rural water schemes. The legislative framework will be critical in ensuring that the rural water management in the county is streamlined for smooth operations and enhanced service delivery. Twenty participants (4 female and 16 male) comprising of county government officials, the department of water and the county attorney's office took part in the meeting.

- KIWASH further supported the development of the Kakamega County Department of Water, Environment and Natural Resources Strategic Plan (2018-2022). This has since been finalized and approved by the county's cabinet. KIWASH also supported the county government to edit, design and publish both the detailed and popular version of the document. The document will be launched in the subsequent quarter of the year.

- KIWASH further supported Kakamega County Government to finalise the first draft of the county's Water and Sanitation Policy following a series of public participation exercises that were conducted in all the twelve sub-counties in the county. The policy provides a clear regulatory framework under which water services will be provided in the entire county. The final review and validation will be done in the subsequent quarter before submission to the cabinet for approval.

Kisumu County

- In Kisumu, KIWASH supported a two and half days' workshop in March to review the draft five-year Strategic Plan for the Department of Water, Environment and Natural Resources. The Strategic Plan which draws the road map towards realization of enhanced water services delivery for all by 2022 aims at improving access to water from 58 percent to 68 percent by the end of the strategic plan period. The second draft of the plan will be reviewed in the subsequent quarter after which it will be taken for validation before adoption by end of May.

Nyamira County

- In Nyamira County, KIWASH supported the development of the final draft of the Water Policy in March. This followed a successful two and half day review workshop attended by 24 participants (4 female, 20 male) drawn from the executive and legislative arms of government, county assembly committee members in charge of water and natural resources together with the policy and bill technical team. Next, the policy will be handed over to the cabinet for review and approval before the governor assents it into to law in the subsequent quarter. The policy implementation will strengthen institutions to manage rural water supply, conserve water catchment areas and develop appropriate water infrastructure.

Makueni County

- In Makueni County, the draft Water and Sanitation Policy and Bill were finalized as a result of KIWASH support and are currently with the County Assembly for discussion and debate. Once finalized, the two will open a new chapter in water service provision in the county as the same will be anchored in law hence providing a legal framework.

Busia County

- KIWASH supported the WSP, BUWASSCO develop and customize a human resources manual in order to review job descriptions for senior cadre staff within the WSP. This was aimed at enabling the utility to conduct staff rationalization through identification of staff competencies, gaps, training needs and placement in rightful positions in order to improve on efficiencies. This process will continue until all human resource gaps are filled.

Migori County

- In Migori County, review of draft one of the County Water Policy was finalized through a collaborative effort between KIWASH and the county government. KIWASH supported the process by sponsoring a two and half day's workshop to review the zero draft of the policy while the county government engaged a consultant to spearhead the drafting process. In the subsequent quarter, the policy will be subjected to public consultation and debate before a final review from stakeholders.

Siaya County

- In Siaya, KIWASH supported a two days' workshop for the county assembly health committee and health department staff to review the draft Environmental Health and Sanitation Bill 2016 that seeks to entrench environmental health and sanitation service provision into law. The next step will be to subject the bill for discussion in the county assembly before assented into law by the by the governor. Thirty-four participants (13 female and 21 male) took part in the workshop.

- KIWASH also supported the launch of the SIBOWASCO's strategic plan in March following its successful completion through KIWASH technical assistance. The five-year plan seeks to improve Siaya County water services provision from 42 percent to 52 percent by 2023. As part of strategy implementation, KIWASH supported the utility to come up with a twelve months PIP to address operational inefficiencies, NRW, financial sustainability and human resource challenges facing the WSP. KIWASH support towards implementation of the PIP will continue in the subsequent quarter of the project. The half-day meeting brought together 120 participants (88 male and 32 female) drawn from the office of the governor, the departments of water, health and education, stakeholders, customers and staff of SIBOWASCO.

Nairobi County

- KIWASH supported Nairobi Water to form a Strategic Plan Development Committee. The committee is working to formulate NCWSC's Strategic Plan for the period of 2019-2024. The committee has developed its terms of reference and an action plan towards realization of the strategic plan in June 2019 when the current one expires. The drafting of the strategic plan is at the procurement stage.

- For effective partnership with the Nairobi City County in the management of water and sanitation services in the city, KIWASH liaised with the county sub-sector officers and formed a team to align its priorities with Vision 2030, Big Four Agenda Plans, County's Strategic Plan 2015-2025, the County Integrated Development Plan 2018-2022 and the Nairobi Regeneration Initiative. The priorities included the development of Sewer Revolving Fund Policy and Regulatory Guidelines for the operations of water bowsers, wastewater exhausters and boreholes. Others included the development of strategies for the management of NRW by NCWSC.

Public Private Partnerships promoting access to improved water supply and sanitation

In the quarter, KIWASH, the Kakamega County Government and the Acacia Exploration – a private sector actor continued in a tripartite agreement for the operationalization of the Shibuname Community Water Supply project to serve 10,000 consumers. KIWASH supported the design and development of the scope of works that guided the development of a technical and financial proposal to construct additional storage facilities and extend a 15km pipeline network. KIWASH further supported the evaluation of the bid documents which resulted into the recruitment of a contractor to begin construction in April 2019. The Acacia Exploration is supporting hardware works while KIWASH is enhancing the capacity of the project's management in business development and governance as the county government takes up the monitoring and supervisory role.

Sector co-ordination

KIWASH participated in partnership and networking processes as follows:

- On March 21, KIWASH participated in the Lake Region Economic Bloc (LREB), Climate Change Governance Project workshop organized by ADS-Western in partnership with Christian Aid. The project intends to collaborate with KIWASH in supporting the Kakamega County Government to mainstream climate change in the planning and implementation of their projects. Secondly, to help them access climate change finance in support of adaptation and climate resilient development. Thirty-two participants from 13 organizations attended the project including representatives from the National Environment Management Authority (NEMA), Kenya Red Cross, Kenya Meteorological Department Kenya Wildlife Service (KWS), Kenya Forest Service (KFS), Masinde Muliro University of Science and Technology (MMUST), Kenya Agricultural and Livestock Research Organization (KALRO), WRA, LVNWSB, Catholic Justice and Peace Commission, County Government of Kakamega and the County Attorney.

- On March 22, KIWASH supported the National World Water Day (WWD) celebrations hosted in Kakamega County. Dignitaries including the governor of Kakamega County and the Water Cabinet Secretary attended the event under the theme '*Leaving No One Behind*'. Adam Norikane, USAID Deputy Chief Office of Economic Growth stressed four points; the need for WSPs and all other players in the water sector to be deliberate on NRW management, the use of data in enhancing water service delivery, focus on alternative financing mechanisms e.g. commercial financing as opposed to relying on traditional grant financing and enhancing governance in the devolved units as a catalyst in water service provision.

Support USAID program learning

KIWASH continued to support knowledge sharing and learning across the nine counties through continuous engagement of relevant county government departmental officials and WASH stakeholders within the counties at various levels and fora'.

From February 6-7, 2019, KIWASH co-sponsored and participated in the *Innovate 4 Water marketplace* forum held in Kisumu County. The workshop under the theme *Adopting innovative community-led approaches for water and sanitation in Kenya* brought together entrepreneurs, government agencies, non-governmental organizations (NGOs), development partners, financial institutions, private sector players, learning institutions and international innovators. The workshop made the following deliberations:

- There was need to consolidate a local ecosystem around water and sanitation businesses and impact investors, reinforce and catalyze sectorial collaboration and build meaningful relationships.

- There was need to build capacity in the WASH entrepreneurial community (spectrum from small-scale companies and social entrepreneurs to larger utilities and infrastructure projects) in the targeted regions. This was achievable by promoting business models that help deliver the WASH vision, improving the community's general business acumen, driving innovative thinking, securing capital investments and co-developing a common language to measure the impact of capital investments.

- There was need to increase private capital investment and other investments in the water and sanitation sector in the targeted region.

- There was also need to explore the complexity of the sector with investors and discuss the relationship between risk, return, and investment in the sector.

In Nyamira County, KIWASH participated in water and environment dialogue meeting that brought together the county commissioner, CECs of various department and government agencies (NEMA, GWASCO, WRA and KFS) to discuss the status of water resource conservation and adverse effect of climate change. Nyamira County WASH platform played a critical role in convening the meeting to discuss the menace of blue gum trees that had threatened the little water resource. The meeting that brought together 48 participants (36 male 12 female) resolved as follows:

- Rapid result initiative to be done in water conservation and management.
- Chiefs and sub-chiefs to lead campaigns and sensitization
- Tree nursery plants to be established for water conserving trees and other alternatives.
- Every home to harvest rain water through water tanks.
- Public sensitization to be done at sub-county level and to be supported by KIWASH

Finally, KIWASH supported the WASH forums and ensured that the water, health, education and disaster departments had a unified approach. The county WASH forum is an instrument that KIWASH is keen to see grow robustly, as it affords the county a chance to adopt a multi- faceted approach towards development of wash related issues.

ENVIRONMENTAL SUSTAINABILITY

In the quarter, KIWASH continued to work with various stakeholders including the Water Resources Authority (WRA), county government departments and 24 Water Resource Users Associations (WRUAs) in expanding the conservation of community water sources.

In order to support communities to accelerate their efforts in catchment protection, rehabilitation and conservation, KIWASH has helped establish several indigenous tree nurseries, planted 155,380 indigenous trees and contributed to the protection of 68 springs.

KIWASH partner Water Resource Users Associations

County	Water Resource Users Association (WRUA)	Number
Busia	Bumasa	4
	Malakisi	
	Ikonzo	
	Wakhungu	
Kakamega	Isiukhu	3
	Lusumu	
	Middle Yala	
Kisumu	Kisat	3
	Kibos	
	Lower Asao	
Kitui	Lower Tyaa	2
	Upper Thua	
Makueni	Kambu	4
	Kiboko	
	Makindu	
	Mbimbini	
Migori	Hibwa	2
	Korondo Nyasare	
	Lower Oyani	
	Lower Gucha	
Nyamira	Awach Kasipul	2
	Upper Gucha	
Siaya	Kawaya	4
	Kisama	
	Wuoroya	
	Siyonga	
	Total	**24**

Expansion of source water quality protection

Water catchment conservation

In the quarter, KIWASH facilitated the planting of 1,980 indigenous tree seedlings in degraded sections of water sub-catchments utilized by partner water service providers (WSPs) and WASH enterprises. Notably, during this period KIWASH planted few trees due to the dry weather conditions. The trees continue to improve the quality of water sources by reducing storm water runoff and nutrient absorption while increasing the quantity of water through rainfall attraction and water retention.

To ensure a consultative and effective exercise in water catchment conservation, KIWASH carried out a survey of the catchment areas and held stakeholder meetings with national and county governments, Kenya Forest Service (KFS), Kenya Wildlife Service, WRA, Kenya Forest Research Institute and the Tana and Athi Rivers Development Authority. The partners held joint activities including spring reforestation, stream or river protection and the conservation of settled areas.

Tree nursery establishment and training

KIWASH facilitated the establishment of two standard tree nurseries –Kibos WRUA in Kisumu County and Kawaya WRUA in Siaya County. KIWASH further facilitated the formation of Kibos WRUA tree nursery management committee.

In Migori and Nyamira counties, KIWASH trained the committee members of Korondo Nyasare and Upper Gucha WRUA respectively on tree nursery management. The topics covered included keeping tree nursery records – a calendar, diary and register, watering, weeding, cultivation, shading and prevention of pests and diseases. The committee members further learnt how to protect tree

seedlings from birds, animals and insects. Additionally, they benefited from training on root pruning, hardening off, monitoring of tree nurseries and implementing lessons learnt.

Environmental sensitization

KIWASH in partnership with the county departments of water and environment, KFS, WRA, WRUAs conducted 55 environmental sensitization programs targeting communities along the riparian areas. The programs covered strategic topics including sustainable use of riparian resources, soil erosion and environmental pollution and tree species to plant along riparian areas.

WRUA corporate and individual recruitment

In order to strengthen efforts in environmental sustainability, KIWASH facilitated the recruitment of four WASH enterprises and water service providers as corporate members of WRUAs.

County	WASH enterprise or water service provider	WRUA joined
Kakamega	Obhulamu Water Supply	Middle Yala WRUA
	Muhila Catchment Management	Middle Yala WRUA
Migori	Remachoke spring	Hibwa WRUA
	Nyasare Water and Sanitation Company	Korondo Nyasare WRUA

Individual membership into WRUAs improves community environmental awareness and participation in addressing environmental challenges in drinking water sources. In the quarter, 413 community members volunteered to join WRUAs as a result of KIWASH progressive activities with communities.

County	WRUA	People registered as WRUA members		Total
		Male	Female	
Kitui	Upper Thua	17	43	60
	Nzeeu	6	7	13
	Lower Tyaa	9	37	46
Kisumu	Lower Asao B	3	4	7
	Kibos	9	3	12
Makueni	Kiboko	2	8	10
	Upper Kambu	1	1	2
	Makindu	4	1	5
	Mbimbini	13	17	30
Migori	Korondo Nyasare	18	20	38
	Lower Gucha	16	10	26
Nyamira	Upper Gucha	12	25	43
Nyamira	Awach Kasipul	46	30	76
Kakamega	Lusumu	12	8	20
	Middle Yala	8	17	25
	Total	**176**	**231**	**413**

Building climate change resiliency in drinking water source planning, development and design of systems/services

Water security training

In Migori and Nyamira counties, KIWASH trained four WRUAs on Water Safety Planning. These included 42 members of Korondo Nyasare and Hibwa WRUAs in Migori County and Awach Kasipul and Upper Gucha WRUAs in Nyamira County. The topics covered included the importance of water safety planning, tasks involved in the development and implementation of water safety plans, hazards affecting catchments, hazards associated with water treatment, distribution networks and consumer premises. Further, KIWASH will continue to assist the WRUAs to ensure the supply of safe drinking water through a comprehensive risk management approach.

WRUA collaborative management of projects for sustainability

In the quarter, KIWASH in partnership with county government departments of water, environment, KFS and WRA held discussions on the collaborative management of projects undertaken by WRUAs. This was aimed at strengthening partnerships and increasing environmental sustainability of projects.

WRUAs represented in the discussion included Upper Gucha WRUA in Nyamira County, Lower Gucha and Korondo Nyasare WRUAs in Migori County. Others included Nyasare Water and Sanitation Company, MUCOWASH and Ndiwa Community Water Enterprise in Migori County.

The discussion highlighted the significance of partnerships in catchment protection, environmental conservation and rehabilitation of environmentally degraded areas. Further, the county government committed to ensure that such joint forums were strengthened to give the county a clear roadmap of environmental sustainability.

Water resources mapping and climate change Risks Vulnerability Assessment

KIWASH supported the Makueni County Government in water resources mapping as well as environmental and climate vulnerability assessments in Kibwezi East Sub-County. The objective of this exercise was to strengthen climate change resilience in water resources planning, management and service provision as well as to develop a consolidated water resources database.

This support resulted into a database of four wards in Kibwezi Sub-county – Thange, Mtito Andei, Ivingoni/Nzambani and Masongaleni. As a result of the initial success of this exercise, the Makueni County departments of water and environment through the already formed and trained technical working group will expand water resource mapping to neighbouring sub counties – Kilome, Mbooni, Kibwezi and Kaiti.

Climate Resilient Water Safety Training

In Kisumu County, KIWASH in partnership with International Water Association (IWA) conducted a five-day climate resilient water safety training for 31 officers from the county's water safety planning committee. The committee comprised of stakeholders from WRA, the department of environment, water, climate change and five water utilities within Kisumu County –KIWASCO, Gulf Waters Services Company, Nyanas Water and Sanitation Company, Ahero Catholic Water Project and Sondu Miriu Right Bank Water Project.

The training highlighted climate projections that showed that freshwater resources were vulnerable to environmental and climate changes. The training also equipped participants with the Climate Resilient Water Safety Planning tools to enable them develop and implement Water Safety Plans in their respective utilities. Additionally, the training demonstrated how the outcome of the Flood and Drought Management Tools project was applicable to water utilities in the Lake Victoria Basin.

During the training, KIWASH evaluated the participants in order to determine the effectiveness of content coverage, content delivery and knowledge acquisition.

- **Content coverage**

KIWASH assessed whether the content coverage had met the expectations of participants based on four training objectives. Twenty-six out of 27 participants responded to the question. From the responses, 91.7 percent were satisfied that the training had met their expectations.

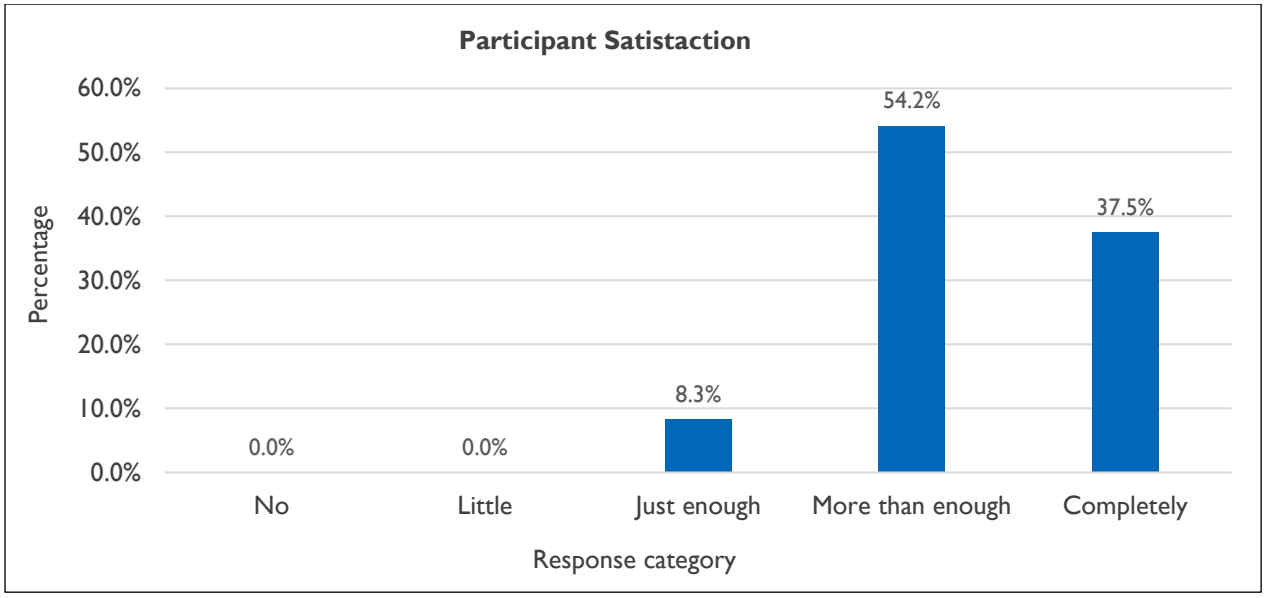

- **Content delivery**

On the duration of the course, 44 percent of all the trainees were of the view that the time allocated was adequate. Of those who had reservation on the time duration allocated to the course, 44 percent were of the view that the course duration was short with 12 percent indicating that the duration was too short for them to absorb the content adequately.

On the balance between theory and practice, 66.7 percent of the trainees were of the opinion that the facilitators' lecture was just right for the content delivery with 33.3 percent feeling that it was overstretched. A majority (75.0 percent) of the trainees were of the opinion that the exercises as part of the delivery of theory and practice was just right in enabling the knowledge transfer with only 8.3 percent not satisfied (considering it too little). However, 4.2 percent felt that the exercises were too much.

Additionally, 75.0 percent of the trainees were of the opinion that the class discussions were just right for the content delivery as 8.3 percent were of the view that the time allocated for the discussions was insufficient. Additionally, 12.5 percent of the trainees were of the view that the time allocated for class discussions was too much.

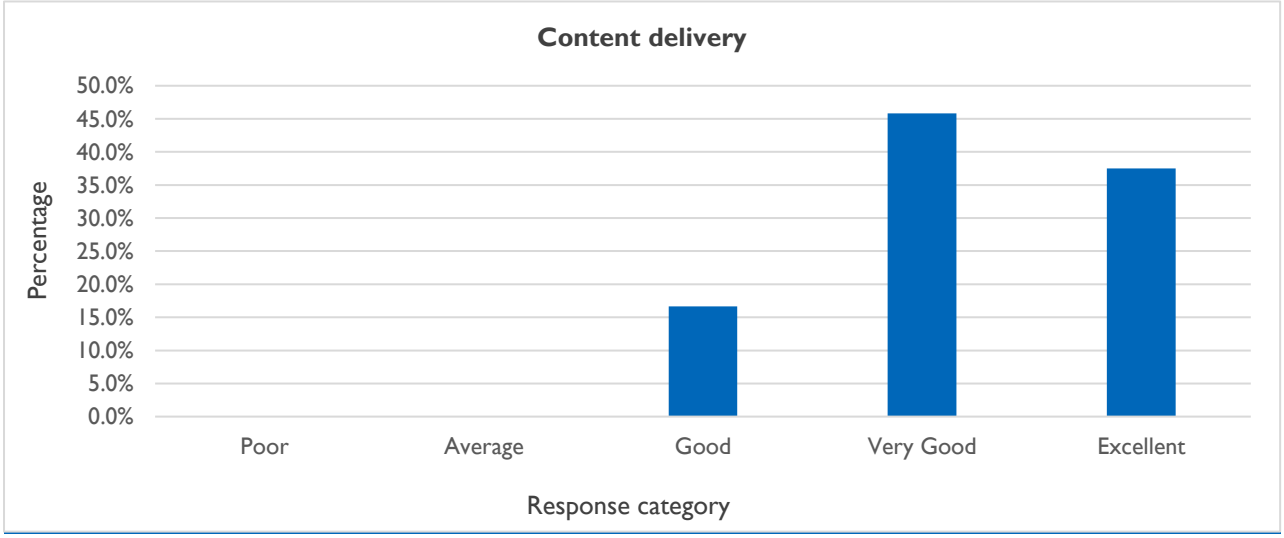

- **Knowledge acquired**

All the trainees were of the view that the training experience and knowledge would be useful in their routine work. In detail, 60.0 percent indicated a very high relevance of the training to official functions

while 40 percent indicated high relevance. Additionally, 92.0 percent of the trainees felt that they had acquired new knowledge and relevant content from the training.

On the self-assessment of learning and knowledge acquired during the training, the four major objective areas show that there was improved knowledge transfer and gain after the training. All the trainees had prior knowledge of the training areas although minimal.

WRUAs with increased capacity to deliver services

In Kenya, WRUAs provide a pivotal stakeholder platform in water resource management. They represent and advocate for the shared interests of water users and act as reliable government partners at sub-catchment level. According to findings from a KIWASH capacity and performance assessment, WRUAs must adopt good governance principles in order to deliver services effectively and foster sustainable projects.

KIWASH in partnership with Water Resources Authority rolled out institutional governance and integrity training for 42 management committee members representing six WRUAs in Busia and Kakamega counties. The training was informed by an organizational capacity assessment conducted within 22 WRUAs across the project counties.

To facilitate the process, KIWASH adopted the WRUA governance and integrity training module developed under the *Strengthening transparency, accountability and participation in and through WRUAs* Project. The project was implemented in a partnership between WRA, GIZ, International Water Stewardship Programme (IWaSP), Water Integrity Network (WIN), World Wide Fund for Nature (WWF) and Center for Social Planning and Administrative Development (CESPAD).

KIWASH and WRA sub-regional offices will further conduct an annual review based on key areas of training in order to determine WRUA institutional capacity development.

INFRASTRUCTURE SUPPORT

In the quarter, 26,300 new consumers benefited from access to basic water services following KIWASH completion of four water infrastructure projects at a total investment of USD 599,848. These were Musengo water project in Kitui County, Midida water project in Migori County as well as Ikonge and Machururiati water projects in Nyamira County. At the same time, six other water infrastructure projects were ongoing.

KIWASH further procured sub-contractors for six water enterprises and a sub-contractor to supply and install chlorine dosers in 15 complete water supply projects. KIWASH will commence the implementation of the project in the next quarter. Additionally, KIWASH carried out engineering designs on five water projects through a contracted engineering consulting firm. KIWASH will also start the procurement process and implementation of these projects in the next quarter.

Water quality testing and monitoring

KIWASH carried out post construction water tests on seven complete water infrastructure projects. The water was tested for various parameters classified under; physical tests, chemical tests and microbiological tests. The tests were carried out by a KEBS approved water quality testing firm (Polucon Services Ltd) at their KENAS accredited and certified water testing laboratory. (See results in Annex I)

KIWASH has been sharing post construction water quality tests with the project owners and advising on measures to improve/maintain water quality. The project owners including water serve providers and water enterprises have been advised to carry out regular and scheduled water quality testing.

Installation of chlorine dosers

KIWASH has identified 20 water infrastructure projects where chlorine dosers will be installed in order to improve the quality of water, particularly the bacteriological quality. Procurement of sub-contractors to undertake the installations is currently on –going.

KIWASH Recoverable Grants

KIWASH is implementing and monitoring recoverable grant funds to water service providers and WASH enterprises which also benefit from technical assistance for improved WASH services. The grant was designed to align the use of infrastructure funds strategically with the achievement of long-term project goals through a market-based approach. Under this mechanism, KIWASH facilitates a soft loan capital to WSPs and WASH enterprises to support implementation of new business strategies that will grow their operations and increase effective delivery of WASH services. KIWASH and the grantee then agree upon a repayment schedule based on the grantees ability to repay for the assets acquired under the grant.

To date, KIWASH has received a refund of US $ 123,400 (KES 1,234,400) from three water service providers and eight WASH enterprises. (See Annex I for more details)

III. ACTIVITY PROGRESS (QUANTITATIVE IMPACT)

TABLE 1: PERFORMANCE DATA TABLE

Percentage increase in county budget allocations for basic water and sanitation.
Outcome indicator 5

Task 6.2: Technical assistance offered to sector stakeholders for improved monitoring, evaluation, reporting and accountability

Activity: Conduct one meeting to support effective county-level WASH planning and budgeting for county government officials through training, technical assistance and coordination and planning

UNIT	DISAGGREGATE BY: County					
	Geographic Location	**Activity Title**	**Date**	**FY 2017/18 WASH Budgets**	**FY 2018/19 WASH Budgets**	**Sub-total % Increase**
	Busia	Capacity building, TA and technical assistance to advocate for prudent and more allocation of funds towards WASH activities	January-March 2019	428,796,770	476,000,000	**11%**
	Kakamega	Capacity building, TA and technical assistance to advocate for prudent and more allocation of funds towards WASH activities	January-March 2019	497,000,000	600,000,000	**21%**
	Kisumu	Capacity building, TA and technical assistance to advocate for prudent and more allocation of funds towards WASH activities	January-March 2019	239,300,000	265,500,000	**11%**
	Kitui	Capacity building, TA and technical assistance to advocate for prudent and more allocation of funds towards WASH activities	January-March 2019	1,357,004,759	1,357,604,759	**0%**
	Makueni	Capacity building, TA and technical assistance to advocate for prudent and more allocation of funds towards WASH activities	January-March 2019	554,781,090	604,164,000	**9%**
	Migori	Capacity building, TA and technical assistance to advocate for prudent and more allocation of funds towards WASH activities	January-March 2019	250,000,000	295,000,000	**18%**
	Nairobi	Capacity building, TA and technical assistance to advocate for prudent and more allocation of funds towards WASH activities	January-March 2019	382,000,000	446,467,000	**17%**
	Nyamira	Capacity building, TA and technical assistance to advocate for prudent and more allocation of funds towards WASH activities	January-March 2019	144,849,680	154,119,950	**6%**
	Siaya	Capacity building, TA and technical assistance to advocate for prudent and more allocation of funds towards WASH activities	January-March 2019	215,026,163	327,662,852	**52%**
	Average			**4,068,758,462**	**4,526,518,561**	**11%**

Results:

Additional Criteria	Baseline		Results Achieved Prior Periods through 30-Sep-18	Results Achieved this Reporting quarter 31-Mar-19		FY 2016 Target	FY 2017 Target	FY 2018 Target	FY 2019 Target	End of Activity Target
			Achieved	Target	Achieved	Target	Target	Target	Target	Target
	0	0	27.78%		16.14%					33%
Busia	0	0	66.98%	-	11.01%					3.67%
Kakamega	0	0	100.40%	-	20.72%					3.67%
Kisumu	0	0	27.29%	-	10.95%					3.67%
Kitui	0	0	49.19%	-	0.04%					3.67%
Makueni	0	0	22.45%	-	8.90%					3.67%
Migori	0	0	-	-	18.00%					3.67%
Nairobi	0	0	-4.74%	-	16.88%					3.67%
Nyamira	0	0	-5.62%	-	6.40%					3.67%
Siaya	0	0	-33.74%	-	52.38%					3.67%

Number of people gaining access to basic drinking water services as a result of USG assistance.

Crosscutting IND 1. (HL 8.1-1):

TASKS: Assist WSPs to improve operations and financial performance, Infrastructure Support and Provide business development services for WASH enterprises

ACTIVITY 1: Train WSPs on corporate governance and assist WSP boards of directors and corporate management teams to understand and apply good governance practices that guide the company to improved operational and financial performance and establish clear indicators of success.

ACTIVITY 2: Provide WASH enterprises with technical and administrative support during construction and operations of projects supported by KIWASH.

UNIT	DISAGGREGATE BY: County, Gender, activity type					
	Geographic Location	**Activity Title**	**Date**	**W**	**M**	**Sub-total**
	Busia	Technical assistance to BUSWASCO leading to new connection to 105 households	January-March 2019	274	251	**525**
		Technical Assistance support provided to Buduongi Community Water Supply Project leading to 6 new household connections during the period	January-March 2019	16	14	**30**
		Technical Assistance support provided to Upendo Elunyiko Community Water Supply leading to 6 new connections	January-March 2019	16	14	**30**
		Technical Assistance Support provided to Ogalo Water Users Association leading 25 new household connections	January-March 2019	65	60	**125**
		Coaching and mentoring TA leading to 4 new household connections at Nasewa Community Water Supply Project	January-March 2019	10	10	**20**
		Technical Assistance Support provided to Malanga Maira Community Water Project leading to 6 new household connections	January-March 2019	16	14	**30**
	Kakamega	Technical assistance to KACWASCO leading to new connection to 1000 households	January-March 2019	2,600	2,400	**5,000**
		Technical Assistance/ Capacity Building Support leading to 5 new household connections at Bukura Community Water Supply Project	January-March 2019	13	12	**25**
		Technical Assistance and outreach services leading to 3 new household connections at Shikokho Community Water Supply Project	January-March 2019	8	7	**15**
		Technical Assistance/ Capacity Building Support leading to 4 new household connections at Matete Community Water Supply Project	January-March 2019	10	10	**20**
	Kakamega	Technical Assistance/ Capacity Building Support leading to 3 new household connections at Kambiri Community Water Supply Project	January-March 2019	8	7	**15**
		Technical Assistance/ Capacity Building Support leading to 4 new household connections at Emasiba Community Water Supply Project	January-March 2019	10	10	**20**

		Technical Assistance/ Capacity Building Support leading to 8 new household connections at Mutoma Mulambo Community Water Supply Project	January-March 2019	21	19	**40**
		Technical Assistance/ Capacity Building Support leading to 52 new household connections at Khwisero North Community Water Supply Project.	January-March 2019	135	125	**260**
	Kisumu	Technical assistance to KIWASCO leading to new connection to 957 households	January-March 2019	2,440	2,345	**4,785**
		Technical assistance to GULF leading to new connection to 83 households	January-March 2019	212	203	**415**
		Technical assistance to NYANAS leading to new connection to 53 households	January-March 2019	135	130	**265**
		Coaching and mentoring Technical Assistance Support leading to 12 new household connections at Ahero Catholic Water project	January-March 2019	31	29	**60**
		Technical Assistance/ Capacity Building Support leading to 20 New Household connections at Boya Community Water Supply Project	January-March 2019	51	49	**100**
		Technical Assistance/ Capacity Building Support leading to 10 household connections and reconnections as a result of service improvements at Nyang'oma Community Water Supply Project	January-March 2019	25	25	**50**
		Technical Assistance/ Capacity Building Support leading to 9 new household connections at Mowlem Akado Group Water Supply Project	January-March 2019	23	22	**45**
		Technical Assistance/ Capacity Building Support leading to 5 new household connections at Nyalenda Consumers Group Water Supply Project	January-March 2019	13	12	**25**
		Technical Assistance/ Capacity Building Support leading to 24 new household connections at Moolamazi Youth Group Water Supply Project	January-March 2019	61	59	**120**
		Technical Assistance/ Capacity Building Support leading to 15 new household connections at Pomas Kiboko Youth Group water supply	January-March 2019	38	37	**75**
		Coaching and mentoring Technical Assistance Support leading to 4 new household connections at Sondu Miriu Right Bank Community Water Project	January-March 2019	10	10	**20**
		Technical Assistance/ Capacity Building Support leading to 16 new household connections at Riwo Lwedo Women Group Water Supply Project	January-March 2019	41	39	**80**
		Coaching and Mentoring Technical Assistance/ Capacity Building Support leading to 15 new household connections at Masogo Water Services Company Project	January-March 2019	38	37	**75**
	Kitui	Technical assistance to KITWASCO leading to new connection to 122 households	January-March 2019	317	293	**610**
		Technical assistance to KIMWASCO leading to new connection to 48 households	January-March 2019	125	115	**240**
		Technical Assistance/Capacity Building Support leading to operationalization of 8 water kiosks each serving an average of 300 beneficiaries at Musengo Water Project	January-March 2019	13	12	**25**
		Technical Assistance/ Capacity Building Support leading to 2 new household connections at Mumbuni Katalwa Water Project	January-March 2019	5	5	**10**
		Technical Assistance / Capacity Building Support provided to Ikutha Market Water Project leading to 5 new household connections	January-March 2019	13	12	**25**
		Technical Assistance/ Capacity Building Support leading to 55 new household connections at Kithambangi Community Water Supply Project	January-March 2019	143	132	**275**
	Makueni	Technical assistance to WOWASCO leading to new connection to 0 households	January-March 2019	-	-	**-**
		Technical assistance to KIMAWASCO leading to new connection to 0 households	January-March 2019	-	-	**-**
		Technical Assistance/ Capacity Building Support leading to 16 new household connections at Makutano/Sinai Water Project:	January-March 2019	41	39	**80**
		Coaching and mentoring Technical Assistance support leading to 27 new household connections at Masaku Water Supply	January-March 2019	69	66	**135**

	Technical Assistance/ Capacity Building support leading to 19 new connections and 1 water kiosk at Ulu 3 Self Help Group Water Project	January-March 2019	176	169	**345**
	Technical Assistance / Capacity Building Support by KIWASH leading to 1 new household connection at Nzueni Water Enterprise	January-March 2019	3	2	**5**
	Technical Assistance/ Capacity Building Support leading to 12 new household connections at Chulu Valley Group Water Supply Project	January-March 2019	31	29	**60**
	Beneficiaries of Masaku Water Supply Project-infrastucture	January-March 2019	649	623	**1,272**
	Technical Assistance/ Capacity Building Support leading to construction of 11 new household connections at Kanaani Kiboko B Self Help Group Water Project	January-March 2019	28	27	**55**
	Technical assistance to MIWASCO leading to new connection to 94 households	January-March 2019	244	226	**470**
	Technical Assistance/ Capacity Building support provided leading to 5 new household connections at Nyasare Water and Sanitation Company.	January-March 2019	13	12	**25**
	Infrastructure investments by KIWASH coupled with Technical Assistance/ Capacity Building support provided leading construction of 6 water kiosk and pipeline extension and enhancing water quality storage at Ndiwa Water Enterprise	January-March 2019	1273	1176	**2,449**
	Infrastructure Investment by KIWASH coupled with Technical Assistance/ Capacity Building support provided leading14.8 Km pipeline extension, construction of 3 new water kiosks and operationalization of 4 existing water at Muhuru Bay water enterprise	January-March 2019	4541	4191	**8,732**
	Infrastructure Investments by KIWASH coupled with Technical Assistance/ Capacity Building support provided leading 10.6 km pipeline extension, construction of 5 new water kiosks and operationalization of 2 existing water kiosks at Midida Community Water Project.	January-March 2019	662	612	**1,274**
	Technical Assistance/ Capacity Building support provided leading construction of 3 new water kiosks by the County Government at Bondo Nyironge Community Water Project.	January-March 2019	156	144	**300**
Migori	Technical Assistance/ Capacity Building support provided leading construction of 2 new water kiosks through County Government Support at Gwitembe Community Water Project	January-March 2019	104	96	**200**
	Technical Assistance/ Capacity Building support provided leading to operationalization of 2 existing water kiosks at Mukuro Community Water Project.	January-March 2019	156	144	**300**
	Technical Assistance/ Capacity Building support provided leading 2 new household connections, 2 new water kiosks and rehabilitation of 2 existing water kiosks at Nyoprosony Community Water Project	January-March 2019	265	245	**510**
	Technical Assistance/ Capacity Building support provided leading 2 new household connections and operationalization of 3 existing water kiosks at Bande Community Water Project	January-March 2019	161	149	**310**
	Technical Assistance/ Capacity Building support provided leading to 15 new household connections, 1 new water kiosk and operationalization of 2 existing water kiosks at Kugitimo Community Water Project	January-March 2019	195	180	**375**
	Technical Assistance/ Capacity Building support provided leading to 2 water kiosks at Agolo Muok Water Project	January-March 2019	104	96	**200**
	Technical Assistance/ Capacity Building support provided leading to 5 new household connections and 2 new water kiosks at Jangoe Community Water Project	January-March 2019	117	108	**225**

	Technical Assistance/ Capacity Building support provided leading to 5 new household connections and 2 new water kiosks at Kegonga Community Water Project	January-March 2019	169	156	**325**
	Technical Assistance/ Capacity Building support provided leading to 2 new water kiosks through the support of the County Government at Sori Gunga Community Water Project.	January-March 2019	156	144	**300**
Nairobi	Technical Assistance/ Capacity Building Support leading to 2 new household connections at Geoseismic Water Project:	January-March 2019	5	5	**10**
	Technical Assistance/ Capacity Building support leading to 3 new households at Gatwekera Tosha Network	January-March 2019	7	8	**15**
	Technical Assistance/ Capacity Building support leading to 3 new connections at Mutuini Community Water Project	January-March 2019	7	8	**15**
	Technical Assistance/ Capacity Building support leading to 10 new households at New Juja Road Youth Group Water Enterprise	January-March 2019	24	26	**50**
	Technical Assistance/ Capacity Building support leading to 10 new households at Monsoon Savers Self Help Group	January-March 2019	24	26	**50**
	Technical Assistance/ Capacity Building support leading to 9 new household connections at ESWAND Enterprises Ltd	January-March 2019	22	23	**45**
	Technical Assistance/ Capacity Building support leading to 26 new households at River of Life Self Help Group	January-March 2019	64	66	**130**
	Technical Assistance/ Capacity Building support leading to 35 new households at Waka Self Help Group	January-March 2019	86	89	**175**
	Technical Assistance/ Capacity Building support leading to 8 new households at Kayaba CHW Group	January-March 2019	20	20	**40**
	Technical Assistance/ Capacity Building support leading to 12 new households at Wonderful Maji Safi Company	January-March 2019	29	31	**60**
	Beneficiaries adjustments of Little Sisters of St. Francis Water Supply-infrastracture	January-March 2019	3325	3461	**6,786**
Nyamira	Technical assistance to GWASCO leading to new connection to190 households	January-March 2019	494	456	**950**
	Technical Assistance Support provided to Matunwa leading to 4 more households and reactivation of 2 water points each serving 200 households that gained access to water as a result.	January-March 2019	218	202	**420**
	Infrastructure Investment by KIWASH coupled with Technical Assistance Support provided to Machururiati leading to construction of 3 additional water kiosks, pipeline extension, and rehabilitation of the old pipeline network and boosting of storage to serve more people.	January-March 2019	721	665	**1,386**
	Technical Assistance Support provided to Chaina leading to rehabilitation of 2 water points that have enabled 160 more households to gain access to water as a result.	January-March 2019	416	384	**800**
	Technical Assistance Support provided to Nyaronge leading to restoration of supply to 1 water point serving 75 households as a result.	January-March 2019	185	170	**355**
	Technical Assistance Support provided to Miriri leading to rehabilitation of the system that has enabled 120 households gain access to water from 2 water points as a result.	January-March 2019	312	288	**600**
Siaya	Technical assistance to SIBOWASCO leading to new connection to 177 households	January-March 2019	469	416	**885**

		Technical Assistance Support provided to North Alego Community Water Project leading to 1 new household connection	January-March 2019	3	2	**5**
		Technical Assistance Support provided to Bar Ober Community Water Project leading to 1 new household connections	January-March 2019	3	2	**5**
		Technical Assistance Support provided to south West Sakwa Water Project leading to 2 new household connections	January-March 2019	5	5	**10**
		Technical Assistance Support provided to Sigomre Water Project leading to 6 new household connections	January-March 2019	16	14	**30**
		Infrastructure Investments by KIWASH coupled with Technical Assistance Support provided to Osieko Nambo Water Project leading to construction of 4 new water kiosks and enhanced efficiency as a result of pipeline extension, chlorine dosser and grid tied solar pumping system.	January-March 2019	7367	6533	**13,900**
		Technical Assistance Support provided to Akala Community Water Project leading to 3 new household connections	January-March 2019	8	7	**15**
		Technical Assistance Support provided to Uyoma West Community Water Project leading to 10 new household connections	January-March 2019	27	23	**50**
		Technical Assistance Support provided to Simero Community Water Project leading to 2 new household connections	January-March 2019	5	5	**10**
		Technical Assistance Support provided to Sirembe Community Water Project leading to 4 new household connections	January-March 2019	11	9	**20**
		Technical Assistance Support provided to Karadolo Community Water Project leading to 5 new household connections	January-March 2019	13	12	**25**
		Technical Assistance Support provided to Sira Nyawita Community Water Project leading to 1 new household connections	January-March 2019	3	2	**5**
		Technical Assistance Support provided to Simenya Community Water Project leading to 5 new household connections	January-March 2019	13	12	**25**
		Totals		**30,151**	**28,123**	**58,274**

Results

Additional Criteria	Baseline		Results Achieved Prior Periods through 31-Dec-18		Results Achievedthis Reporting quarter 31-Mar-19				FY 2017 Target		FY 2018 Target		FY 2019 Target		End of Activity Target	
			Achieved		Target		Achieved		Target		Target		Target		Target	
	W	M	W	M	W	M	W	M	W	M	W	M	W	M	W	M
Sex*: Women (W), Men (M	0	0	239,583	227,439	17,073	16,263	30,151	28,123	76962	73298	97,316	92,684	97,316	92,684	307,315	292,685
Busia	0	0	17,266	16,415	1,897	1,807	397	363	8,551	8,144	10,813	10,298	10,813	10,298	34,146	32,521
Kakamega	0	0	49,496	46,861	1,897	1,807	2,805	2,590	8,551	8,144	10,813	10,298	10,813	10,298	34,146	32,521
Kisumu	0	0	36,699	35,048	1,897	1,807	3,118	2,997	8,551	8,144	10,813	10,298	10,813	10,298	34,146	32,521

Kitui	0	0	54,309	51,498	1,897	1,807	616	569	8,551	8,144	10,813	10,298	10,813	10,298	34,146	32,521
Makueni	0	0	30,406	28,992	1,897	1,807	997	955	8,551	8,144	10,813	10,298	10,813	10,298	34,146	32,521
Migori	0	0	10,906	10,352	1,897	1,807	8,316	7,679	8,551	8,144	10,813	10,298	10,813	10,298	34,146	32,521
Nairobi	0	0	24,463	23,246	1,897	1,807	3,613	3,763	8,551	8,144	10,813	10,298	10,813	10,298	34,146	32,521
Nyamira	0	0	8,393	7,954	1,897	1,807	2,346	2,165	8,551	8,144	10,813	10,298	10,813	10,298	34,146	32,521
Siaya	0	0	7,645	7,073	1,897	1,807	7,943	7,042	8,551	8,144	10,813	10,298	10,813	10,298	34,146	32,521

Number of people gaining access to basic sanitation as a result of USG assistance.

Cross-Cutting IND 2 (HL 8.2-2)

TASK: Scale up sanitation, sanitation marketing, and hygiene promotion

ACTIVITY: Trigger, supervise and monitor CLTS activities in 1,500 villages

	DISAGGREGATE BY: County, Gender, Activity type					
UNIT	**Geographic Location**	**Activity Title**	**Date**	**W**	**M**	**Sub-total**
	Busia	-	-	-	-	**-**
	Kakamega	Post triggering progress at village level to achieve access to basic sanitation (# of persons benefiting from newly constructed latrines)	January-March 2019	2,545	2,350	**4,895**
	Kisumu	Post triggering progress at village level to achieve access to basic sanitation (# of persons benefiting from newly constructed latrines)	January-March 2019	2,083	2,002	**4,085**
	Kitui	-	-			
	Makueni	Post triggering progress at village level to achieve access to basic sanitation (# of persons benefiting from newly constructed latrines)	January-March 2019			
	Migori	Post triggering progress at village level to achieve access to basic sanitation (# of persons benefiting from newly constructed latrines)	January-March 2019	364	336	**700**
	Nairobi	-	-			
	Nyamira	Post triggering progress at village level to achieve access to basic sanitation (# of persons benefiting from newly constructed latrines)	January-March 2019	416	384	**800**

Siaya	-	-			
			5,408	5,072	10,480

Results

Additional Criteria	Baseline		Results Achieved Prior Periods through 31-Dec-18		Results Achieved this Reporting quarter 31-Mar-19				FY 2017 Target		FY 2018 Target		FY 2019 Target		End of Activity Target			
			Achieved		Target		Achieved		Target		Target		Target		Target			
	W	M	W	M	W	M	W	M	W	M	W	M	W	M		W	M	
Sex*: Women (W), Men (M)	0	0	36431	34074	4,086	3,891	5,408	5,072	14,070	13,400	20488	19512	20,488	19,512		64,024	60,976	
Busia	-	-	-	-	-	-	-	-	-	-	-	-	-	-		-	-	
Kakamega	0	0	4,262	4,023	584	556	2,545	2,350	2,010	1,914	3,415	3,252	4,098	3,902		9,146	8,711	
Kisumu	0	0	6,569	6,301	584	556	2,083	2,002	2,010	1,914	3,416	3,253	4,098	3,902		9,146	8,711	
Kitui	0	0	1,521	1,419	584	556			2,010	1,914	3,417	3,254	-	-		9,146	8,711	
Makueni	0	0	3,757	3,588	584	556			2,010	1,914	3,418	3,255	4,098	3,902		9,146	8,711	
Migori	0	0	6,312	5,848	584	556	364	336	2,010	1,914	3,419	3,256	4,098	3,902		9,146	8,711	
Nairobi	-	-	0	0	-	-			-	-	-	-	-	-		-	-	
Nyamira	0	0	5,300	4,915	584	556	416	384	2,010	1,914	3,421	3,258	4,098	3,902		9,146	8,711	
Siaya	0	0	8,710	7,980	584	556			2,010	1,914	3,422	3,259	-	-		9,148	8,711	

Number of communities verified as ODF with a monitoring plan as a result USG assistance.

Cross-Cutting IND 3 (HL 8.2-1)

TASK: Scale up sanitation, sanitation marketing, and hygiene promotion

ACTIVITY: Trigger, supervise and monitor CLTS activities in 1,500 villages

UNIT	DISAGGREGATE BY: County				
	Geographic Location	Activity Title	Date		Sub-total
	Busia	-	-		-
	Kakamega	-	-		-
	Kisumu	Verification of ODF status in villages	January-March 2019		83
	Kitui	-	-		-

Makueni	Verification of ODF status in villages	-		-
Migori	Verification of ODF status in villages	January-March 2019		27
Nairobi	-	-		-
Nyamira	Verification of ODF status in villages	-		-
Siaya	-	-		-
	Total			**110**

Results

Additional Criteria If other criteria are important, add lines for setting targets and tracking	Baseline	Results Achieved Prior Periods through 12/31/2018	Results Achieved this Reporting quarter 03/31/2019		Reporting Period	FY 2017 Target	FY 2018 Target	FY 2019 Target	End of Activity Target
		Achieved	Target	Achieved	Target	Target	Target	Target	Target
	0	**882**	**18**	**110**			**28**	**70**	**70**	**200**
Busia	-	0	-	-			-	-	-	-
Kakamega	0	146	2	-			4	10	14	33
Kisumu	0	100	2	83			4	10	14	33
Kitui	0	85	2	-			4	10		33
Makueni	0	178	2	-			4	10	14	33
Migori	0	97	2	27			4	10	14	33
Nairobi	-	0	-	-			-	-	-	-
Nyamira	0	100	2	-			4	10	14	33
Siaya	0	186	2	-			4	10		33

Number of people with improved service quality from an existing/safely managed drinking water service as a result of USG assistance.

Cross-Cutting IND 4 (HL 8.1.3)

TASK: Assist WSPs to improve operations and financial performance

ACTIVITY: Assist WSP boards of directors and corporate management teams to understand and apply good governance practices that guide the company to improved operational and financial performance and establish clear indicators of success.

DISAGGREGATE BY: County, Gender

UNIT	Geographic Location	Activity Title	Date	W	M	Sub-total
	Busia	-	-	-	-	-
	Kakamega	-	-	-	-	-
		-	-	-	-	-
	Kisumu	-	-	-	-	-
	Kitui	-	-	-	-	-
	Makueni	beneficiaries from Kaanani Kiboko Water project:	January-March 2019	124	120	**244**

	beneficiaries from Masaku Water project:	January-March 2019	164	158	**322**
Migori	Beneficiaries from Muhuru community water project	January-March 2019	1,197	1,105	**2,302**
	Beneficiaries from Ndiwa community water project	January-March 2019	194	179	**373**
	Beneficiaries from Midida project	January-March 2019	394	364	**758**
Nairobi	Beneficiaries of Little Sisters of St. Francis Water Supply	January-March 2020	**21,315**	**22,185**	**43,500**
Nyamira	Beneficiaries from Muchururiati project	January-March 2019	**98**	**86**	**184**
Siaya	Beneficiaries from Osieko Nambo Water and Sanitation project	January-March 2019	**1,668**	**1,479**	**3,147**
	Total		**25,154**	**25,676**	**50,830**

Results:

Additional Criteria	Baseline		Results Achieved Prior Periods through 31-Dec-18		Results Achieved this Reporting quarter 31-Mar-19				Reporting Period	FY 2017 Target		FY 2018 Target		FY 2019 Target		End of Activity Target	
			Achieved		Target		Achieved		Target	Target		Target		Target		Target	
	W	M	W	M	W	M	W	M	W	W	M	W	M	W	M	W	M
Sex*: Women (W), Men (M)	**0**	**0**	**33,717**	**32,111**	10,884	**10,336**	**25,154**	**25,676**		**51,219**	**48,780**	**43,537**	**41,463**	**43,537**	**41,463**	**128,052**	**121,950**
Busia	**0**	**0**	5,376	5,120	1,209	1,152				5,691	5,420	4,837	4,607	4,837	4,607	14,228	13,550
Kakamega	**0**	**0**	9,894	9,423	1,209	1,152				5,691	5,420	4,837	4,607	4,837	4,607	14,228	13,550
Kisumu	**0**	**0**	0	0	1,209	1,152				5,691	5,420	4,837	4,607	4,837	4,607	14,228	13,550
Kitui	**0**	**0**	9,281	8,840	1,209	1,152				5,691	5,420	4,837	4,607	4,837	4,607	14,228	13,550
Makueni	**0**	**0**	5,572	5,305	1,209	1,152	288	278		5,691	5,420	4,837	4,607	4,837	4,607	14,228	13,550
Migori	**0**	**0**	1,212	1,155	1,209	1,152	1,785	1,648		5,691	5,420	4,837	4,607	4,837	4,607	14,228	13,550
Nairobi	**0**	**0**	0	0	1,209	1,152				5,691	5,420	4,837	4,607	4,837	4,607	14,228	13,550
Nyamira	**0**	**0**	0	0	1,209	1,152	98	86		5,691	5,420	4,837	4,607	4,837	4,607	14,228	13,550
Siaya	**0**	**0**	2,382	2,268	1,209	1,152	1,668	1,479		5,691	5,420	4,837	4,607	4,837	4,607	14,228	13,550

Number of people gaining access to improved sanitation as a result of USG assistance

Cross-Cutting IND 5

TASK: Scale up sanitation, sanitation marketing, and hygiene promotion

ACTIVITY1: Train community-level masons and artisans using village polytechnics to impart and enhance local skills for latrine construction

ACTIVITY 2: Support local hardware stores to stock sanitation products and improve the supply chain for products at the village level.

ACTIVITY 3: Promote selected low cost sanitation and hygiene products and services for adoption and scale up in the local market

DISAGGREGATE BY: County, Gender, Activity type

UNIT	Geographic Location	Activity Title	Date	W	M	Sub-total
	Busia	Scale up sanitation, sanitation marketing and hygiene promotion	January-March 2019	101	94	**195**
	Kakamega	Scale up sanitation, sanitation marketing and hygiene promotion	January-March 2019	166	154	**320**
	Kisumu	Scale up sanitation, sanitation marketing and hygiene promotion	January-March 2019	5	5	**10**
	Kitui	Scale up sanitation, sanitation marketing and hygiene promotion	January-March 2020	99	91	**190**
	Makueni	Scale up sanitation, sanitation marketing and hygiene promotion	January-March 2019	1078	1167	**2,245**
	Migori	Scale up sanitation, sanitation marketing and hygiene promotion	January-March 2019	312	288	**600**
	Nairobi	-	-	-	-	**-**
	Nyamira	Scale up sanitation, sanitation marketing and hygiene promotion	January-March 2019	78	72	**150**
	Siaya	Scale up sanitation, sanitation marketing and hygiene promotion	January-March 2019	40	35	**75**
				1,879	**1,906**	**3,785**

Results

Additional Criteria	Baseline		Results Achieved Prior Periods through 31-Dec-18		Results Achieved this Reporting quarter 31-Mar-19				Reporting Period	FY 2017 Target		FY 2018 Target	FY 2019 Target				End of Activity Target		
			Achieved		Target		Achieved		Target	Target		Target	Target				Target		
	W	M	W	M	W	M	W	M		W	M	W	M	W	M		W	M	
Sex*: Women (W), Men (M)	**0**	**0**	**1725**	**1615**	**1,280**	**1,220**	**1,879**	**1,906**		**0**	**0**	**5,111**	**4,878**	**15366**	**14,634**		**38,414**	**36,586**	
Busia	-	-	163	152	142	136	101	94		0	0	568	542	1,707	1,626		4,268	4,065	
Kakamega	0	0	42	38	142	136	166	154		0	0	568	542	1,707	1,626		4,268	4,065	
Kisumu	0	0	21	19	142	136	5	5		0	0	568	542	1,707	1,626		4,268	4,065	
Kitui	0	0	108	102	142	136	99	91		0	0	568	542	1,707	1,626		4,268	4,065	
Makueni	0	0	897	853	142	136	1,078	1167		0	0	568	542	1,707	1,626		4,268	4,065	
Migori	0	0	0	0	142	136	312	288		0	0	568	542	1,707	1,626		4,268	4,065	
Nairobi	-	-	0	0	142	136				0	0	568	542	1,707	1,626		4,268	4,065	
Nyamira	0	0	315	290	142	136	78	72		0	0	568	542	1,707	1,626		4,268	4,065	
Siaya	0	0	180	160	142	136	40	35		0	0	568	542	1,707	1,626		4,268	4,065	

Output IND 1.2: Number of people benefiting from public-private partnerships in the WASH sector.

TASK:Provide business development services for WASH enterprises

ACTIVITY:As appropriate, identify and scale up successful models for Public Private Community Partnerships (PPcPs) for professionalizing the operations of rural community water enterprises/projects

UNIT	Geographic Location	Activity Title	Date	W	M	Sub-total
	Busia					
	Kakamega	Acacia/Shibunane Community MoU	January-March 2019	5,200	4,800	10,000
	Kisumu	Mobilization of $945,217 for Kisumu county (KIWASCO)	January-March 2020	23,174	22,266	45,440
	Kitui					
	Makueni	Chyullu Community Water Bottling Project with Miracle Springs Ltd & Family BankLtd MOUs	January-March 2019	7650	7,350	15,000
	Migori			-	-	-
	Nairobi			-	-	-
	Nyamira			-	-	-
	Siaya	Mou Dorcas Foundation Siaya County and Naya community water project PPP	January-March 2019	1,428	1372	2800
	Totals			**37452**	**35788**	**73240**

Results

Additional Criteria	Baseline		Results Achieved Prior Periods through 31-Dec-18	Results Achieved this Reporting quarter 31-Mar-19				FY 2017		FY 2018		FY 2019		End of Activity Target	
		Achieved		Target		Achieved		Target		Target		Target		Target	
		W	M	W	M	W	M	W	M	W	M	W	M	W	M
Sex* Women (W), Men (M)		**0**	**0**	**3,841**	**3,659**	**37,452**	**35,788**	**12293**	**11707**	**15,366**	**14,634**	**15366**	**14634**	**51,219**	**48,781**
Busia	**0**	0	0	427	407	-	-	1366	1301	1,707	1,626	1707	1626	5,691	5,420
Kakamega	**0**	0	0	427	407	5,200	4,800	1366	1301	1,707	1,626	1707	1626	5,691	5,420
Kisumu	**0**	0	0	427	407	23,174	22,266	1366	1301	1,707	1,626	1707	1626	5,691	5,420
Kitui	**0**	0	0	427	407	-	-	1366	1301	1,707	1,626	1707	1626	5,691	5,420
Makueni	**0**	0	0	427	407	7650	7350	1366	1301	1,707	1,626	1707	1626	5,691	5,420
Migori	**0**	0	0	427	407			1366	1301	1,707	1,626	1707	1626	5,691	5,420
Nairobi	**0**	0	0	427	407			1366	1301	1,707	1,626	1707	1626	5,691	5,420
Nyamira	**0**	0	0	427	407			1366	1301	1,707	1,626	1707	1626	5,691	5,420
Siaya	**0**	0	0	427	407	1,428	1372	1366	1301	1,707	1,626	1707	1626	5,691	5,420

Number of new USG-supported public-private partnerships (PPPs) formed.

Output IND 1.3:

TASK:Provide business development services for WASH enterprises

ACTIVITY:As appropriate, identify and scale up successful models for Public Private Community Partnerships (PPcPs) for professionalizing the operations of rural community water enterprises/projects

Output IND 1.3: UNIT	DISAGGREGATE BY: County					
	Geographic Location	**Activity Title**	**Date**			**Sub-total**
	Busia					-
	Kakamega	Shibunane and Acacia MOU, ·	January-March 2019			1
	Kisumu	Coop Bank and KIWASCO Agreement	January-March 2020			1
	Kitui					-
	Makueni	Chyullu Community Water Bottling Project with Miracle Springs Ltd & Family BankLtd MOUs	January-March 2019			1
	Migori					-
	Nairobi					-
	Nyamira					-
	Siaya	Dorcas MOU Siaya County,	January-March 2019			1
	Totals					**4**

Results

Additional Criteria	Baseline	Results Achieved Prior Periods through 31-Dec-18	Results Achieved this Reporting quarter 31-Dec-18		Reporting Period	FY 2017 Target	FY 2018Target	FY 2019 Target	End of Activity Target
		Achieved	Target	Achieved	Target	Target	Target	Target	Target
Total		**1**	**2**	**4**		**3**	**6**	**6**	**18**
Busia	**0**	0	-	0		-	0	**1**	**2**
Kakamega	**0**	0	-	1		-	1	**1**	**2**
Kisumu	**0**	0	-	1		-	1	**0**	**2**
Kitui	**0**	0	-	0		-	1	**1**	**2**
Makueni	**0**	0	-	1		-	1	**1**	**2**
Migori	**0**	0	--	0		-	1	**1**	**2**
Nairobi	**0**	1	-	0		-	1	-	**2**
Nyamira	**0**	0	-	0		-	0	**1**	**2**
Siaya	**0**	0	-	1		-	0	**0**	**2**

Number of clients benefiting from financial services provided through USG-assisted financial intermediaries, including non-financial institutions or actors.
Output IND 2.1 (EG 4.2-1):
TASK: Support the creation of new financial products for WASH service providers and consumers

ACTIVITY: Develop WASH-specific loan product for enterprises and/or households

UNIT	DISAGGREGATE BY: County				
	Geographic Location	Activity Title			Sub-total
	Busia				-
	Kakamega				-
	Kisumu				-
	Kitui				-
	Makueni				-
	Naivasha	Cooperative Bank Loan to Naivasha Water and Sanitation Company			1
	Migori				-
	Nairobi				-
	Nyamira				-
	Siaya				-
					-
	Totals				1

Results

Additional Criteria	Baseline		Results Achieved Prior Periods through 12/31/2018	Results Achieved this Reporting quarter 3/31/2019		FY 2017 Target	FY 2018 Target	FY 2019 Target	End of Activity Target			
			Achieved	Target	Achieved	Target	Target	Target	Target			
Totals			3		1	8	6	6				25
Busia	0	0	0		0	-	1	1				-
Embu	0	0	1		0	-	1	1				-
Kakamega	0	0	1		0	-	1	1				-
Kisumu	0	0	1		0	-	1	1				-
Kitui	0	0	0		0	-	1	1				-
Makueni	0	0	0		0	-	1	1				-
Migori	0	0	0		0	-	0	0				-
Nakuru	0	0	0		1							
Nairobi	0	0	0		0	-	0	0				-
Nyamira	0	0	0		0	-	0	0				-

Siaya	**0**	**0**	0		**0**	**-**	0	0				**-**

Value of new sector funding mobilized to expand the services or increase the efficiency of water service providers (USD)

Output IND 2.2:

TASK: Support the creation of new financial products for WASH service providers and consumers

ACTIVITY: Develop WASH-specific loan product for enterprises and/or households

	DISAGGREGATE BY: County, Activity				
UNIT	**Geographic Location**	**Activity Title**			**Sub-total**
	Busia	Funds leveraged for sanitation marketing			**$863.08**
	Kakamega				
	Kisumu				
	Kitui	Funds leveraged for sanitation marketing			**$502.13**
	Makueni	Funds leveraged for sanitation marketing			**$2,212.50**
		Kyullu Community Water Bottling Project Financing			**$74,000**
	Migori				
	Muranga				
	Nairobi				
	Nyamira	Funds leveraged for sanitation marketing			**$90.29**
	Siaya	Funds leveraged for sanitation marketing			**$1,946.33**
	Totals				**$79,614.33**

Results

Additional Criteria	**Baseline**		**Results Achieved Prior Periods through 12/31/2018**	**Results Achieved this Reporting quarter 3/31/2019**		**Reporting Period**	**FY 2017 Target**	**FY 2018 Target**	**FY 2019**	**End of Activity Target**
			Achieved	**Target**	**Achieved**	**Target**	**Target**	**Target**	**Target**	**Target**
Totals	**0**	**0**	**$15,062,232**	**$2,975,000**	**$79,614.33**		**$11,900,000**	**$12,750,000**	**$6,800,000**	**$34,000,000**
Embu	**0**	**0**	$4,368,932	$330,555			$1,322,222	$1,416,667		
Busia	**0**	**0**	0	$330,555	$863.08		$1,322,222	$1,416,667	$523,076.92	$2,615,385
Embu	**0**	**0**	$4,430,704	$330,555			$1,322,222	$1,416,667	$523,076.92	$2,615,385
Kakamega	**0**	**0**	$230,000	$330,555			$1,322,222	$1,416,667	$523,076.92	$2,615,385
Kisumu	**0**	**0**	$2,022,887	$330,555			$1,322,222	$1,416,667	$523,076.92	$2,615,385
Kitui	**0**	**0**	0	$330,555	$502.13		$1,322,222	$1,416,667	$523,076.92	$2,615,385
Makueni	**0**	**0**	0	$330,555	$76,212		$1,322,222	$1,416,667	$523,076.92	$2,615,385
Migori	**0**	**0**	0	$330,555			$1,322,222	$1,416,667	$523,076.92	$2,615,385
Muranga	**0**	**0**	$1,262,136	$330,555			$1,322,222	$1,416,667	$523,076.92	$2,615,385
Nairobi	**0**	**0**	0	$330,555			$1,322,222	$1,416,667	$523,076.92	$2,615,385

Naivasha	**0**	**0**	$864,078	$330,555			$1,322,222	$1,416,667	$523,076.92	$2,615,385
Nyamira	**0**	**0**	0	$330,555	$90.29		$1,322,222	$1,416,667	$523,076.92	$2,615,385
Nyeri	**0**	**0**	$1,883,495	$330,555			$1,322,222	$1,416,667	$523,076.92	$2,615,385
Siaya	**0**	**0**	0	$330,555	$1,946.33		$1,322,222	$1,416,667	$523,076.92	$2,615,385

Number of service provider staff trained for improved service provision.

Custom Output IND 6.1:

TASK: Assist WSPs to improve operations and financial performance

ACTIVITY: Assist WSP boards of directors and corporate management teams to understand and apply good governance practices that guide the company to improved operational and financial performance and establish clear indicators of success.

	DISAGGREGATE BY: County, Gender					
UNIT	**Geographic Location**	**Activity Title**	**Date**	**W**	**M**	**Sub-total**
	Busia	Training of Technical staff (BUWASCO) on Good corporate governance	January-March 2019	4	14	**18**
		On job training of Technical staff (BUWASCO) on O&M	January-March 2019	0	10	**10**
		Training of Artisans on construction of low cost sanitation options; SAFI latrine construction and SATO pan installation	January-March 2019	0	16	**16**
	Kakamega	On job training of Technical staff (KACWASCO) on O&M	January-March 2019	5	10	**15**
	Kisumu	Induction of 31 water enterprises' staff and management on MS Excel Based Billing and Basic Accounting System for Kisumu WASH enterprises.	January-March 2019	37	22	**59**
	Kitui	Training of Technical staff (KITWASCO) on NRW management.	January-March 2019	3	6	**9**
		Training of Technical staff (KITWASCO) on PIP development and performance measurement	January-March 2019	12	26	**38**
		Training of Technical staff (KIMWASCO) on NRW management.	January-March 2019	2	5	**7**
		Training of Technical staff (KIMWASCO) on PIP development and performance measurement	January-March 2019	9	19	**28**
		On job training of Technical staff (KIMWASCO) on O&M	January-March 2019	0	4	**4**
		Training of Artisans on construction of low cost sanitation options; SAFI latrine construction and SATO pan installation	January-March 2019	1	19	**20**
	Makueni	On job training of Makueni County water department Technical staff on O&M	January-March 2019	0	3	**3**
		Training of Technical staff (KIMAWASCO) on PIP development and performance measurement	January-March 2019	14	25	**39**
	Migori	Training of Technical staff (MIWASCO) on Good corporate governance	January-March 2019	4	16	**20**
		Training on Policy and Bill formulation	January-March 2019	5	23	**28**
		Training of Technical staff (MIWASCO) on PIP development and performance measurement	January-March 2019	8	14	**22**
	Nairobi					
	Nyamira	Training of Technical staff (GWASCO) on Corporate Governance	January-March 2019	2	15	**17**
		On job training of Technical staff (GWASCO) on O&M	January-March 2019	0	3	**3**
	Siaya	Training of Artisans on construction of low cost sanitation options; SAFI latrine construction and SATO pan installation	January-March 2019	0	15	**15**

	Totals	106	265	371

Results

Additional Criteria	Baseline		Results Achieved Prior Periods through 12/31/2018		Results Achieved this Reporting quarter 3/31/2019				Reporting Period	FY 2017 Target		FY 2018		FY 2019		End of Activity Target			
			Achieved		Target		Achieved		Target	Target		Target		Target		Target			
	W	M	W	M	W	M	W	M	W	W	M	W	M	W	M		W	M	
Sex*: Women (W), Men (M)	**0**	**0**	**986**	**1274**	**26**	**24**	**106**	**265**		**54**	**45**	**54**	**45**	**27**	**23**		**153**	**144**	
Busia	**0**	**0**	78	151	3	3	4	40		6	5	6	5	3	2		17	16	
Kakamega	**0**	**0**	176	213	3	3	5	10		6	5	6	5	3	2		17	16	
Kisumu	**0**	**0**	148	212	3	3	37	22		6	5	6	5	3	2		17	16	
Kitui	**0**	**0**	85	144	3	3	27	79		6	5	6	5	3	2		17	16	
Makueni	**0**	**0**	135	175	3	3	14	28		6	5	6	5	3	2		17	16	
Migori	**0**	**0**	75	75	3	3	17	53		6	5	6	5	3	2		17	16	
Nairobi	**0**	**0**	77	40	3	3	0	0		6	5	6	5	3	2		17	16	
Nyamira	**0**	**0**	59	80	3	3	2	18		6	5	6	5	3	2		17	16	
Siaya	**0**	**0**	153	184	3	3	0	15		6	5	6	5	3	2		17	16	

IV. CONSTRAINTS AND OPPORTUNITIES

Challenge/opportunity	Actions taken or recommendations to address the challenges
Seven WSPs have 26,484 inactive connections (46% of the total connections). If the companies address this issue, there will be an immediate impact on NRW (illegal connections) and an immediate impact on revenues.	Through the PIP process, KIWASH will support these WSPs develop clear targets, good HR policies, job descriptions and incentives, customer outreach and a committed workforce. The results can be transformative.
The Kitui Water and Sewerage Company was initially reluctant to take on the PIP workshop and wanted to focus their efforts on external fundraising.	Results from other WSP in Kitui County (Kiambere-Mwingi), convinced the management. The report for Kitui is still being developed, but the findings confirmed very serious internal issues that must be resolved before they can effectively seek to access debt and equity financing.
High NRW still pose a big challenge to most of the WSPs thus hindering their efficiency and effective service delivery.	KIWASH has continuously pushed for a structured and sustainable approach to reduce NRW as an immediate priority by WSPs especially through implementation of the Strategic Plans through PIPs. KIWASH is working with the most affected WSPs to provide them with both zonal and consumer meters to eliminate flat rate connection. The use of high quality materials for plumbing and pipe network extension i.e. HDPE and PPR pipes, class C meters is also being promoted.
High operational cost especially for the utilities that rely on grid power for pumping	KIWASH has been advocating for use of green and sustainable energy sources to compliment the traditional hydro/diesel generated power. To this extent, KIWASH has implemented hybrid powered systems where solar and hydro or diesel generated power is used interchangeably to minimize energy costs.
Political interference is still a key stumbling block in operation of most of the WSPs under KIWASH's areas of jurisdiction. This has manifested largely through the recruitment of new board of directors	KIWASH continued to sensitize the WSPs and county governments on water sector reforms and devolution, highlighting the roles and responsibilities of the various stakeholders to minimize interference.
Governance and weak management structures within most of the WSPs.	KIWASH has been continuously sensitizing and building the capacity of WSPs with the ultimate objective of transforming their business operations to embrace professionalism gradually and steadily. Positive outcomes are still slow.
Weak planning and little resource allocation to the waters sector by the county governments	Continuous advocacy and lobbying to the county governments through WASH network fora'. Support in development of strategic plans both at the county and the WSPs level. The counties and WSPs are using the same to lobby for more finances for water and sanitation infrastructure development.
Un-satisfactory performance by some contracted construction firms leading to delays in completion of projects within schedules	Need for thorough scrutiny & evaluation of bidders during evaluation of tenders including checking of past performances

Counties are increasingly showing an interest and goodwill towards supporting community groups involved in sell of improved sanitation products.	Increased advocacy to relevant departments e.g. department of trade and gender to leverage on funding to organized community groups involved in sell of sanitation products.
The existing CHV groups provide a platform for demand creation for sanitation products and for integration into the sanitation supply chain.	The groups are being trained on microfinance and sanitation marketing to be able to undertake marketing of sanitation products in the community.
KIWASH sanitation revolving fund (SRF) concept augmented by SATO matching grants have been successfully developed as instruments employed to leverage financial investments from CHV groups. The model is successful in motivating groups/CBOs to invest in sanitation as a business.	KIWASH had designed operational guidelines for scaling up implementation of the sanitation revolving fund. This provides guidance on activities required to fully support the groups into functional and bankable sanitation businesses.
There is increased demand for improved sanitation systems owing to the ODF status of Siaya county.	KIWASH to maximize during this period and strengthen the supply side with the private manufacturers (LIXIL and SIL Africa) to increase numbers of improved systems
Various works variations during the implementation particularly on rehabilitation works resulting to significant projects costs increases and extended implementation periods	Adequate conditional surveys to be done on existing infrastructure before determination of final SOW for rehabilitation works
Some isolated cases of works interruptions by communities/stakeholders	Adequate consultations with all relevant stakeholders prior to commencement of construction activities
Delays in obtaining statutory approvals and licences causing delays in starting of construction (NEMA licence, KENHA approvals, WRA water abstraction permits)	All licenses, approvals & permits to be obtained before bidding

V. PERFORMANCE MONITORING

M&E continued to coordinate and strengthen KIWASH activities in order to improve implementation and management of results. This quarter, the M&E team facilitated mini surveys for some of the completed infrastructure projects and provided technical support in updating the project's M&E module in order to improve general data management for the various output/outcome level indicators.

Technical and Administrative Management Information System (TAMIS) – M&E Module update

The team worked on uploading documented evidence for reported performance indicators as articulated in the AMEP. DAI's Technical and Administrative Management Information System (TAMIS) M&E module provides a 'one stop shop' where this evidence and source citations are currently being aggregated and managed. As part of credibility management for all the reported data, the M&E Team is rolling out a comprehensive plan that will enrich all the performance indicators with evidential documentation or source citation. Already the program teams in every county have been briefed and provided with interns to help in fast racking this process that is expected to continue throughout the remainder of the project timeline.

Mini household surveys for beneficiary validation

Beneficiary household survey for nine infrastructure projects were completed this reporting period. These included two in eastern and seven in western regions as indicated in the table below. Computed number of beneficiaries have been reported in the performance data table.

Projects surveyed to determine final number of people benefitting

Project Name	County
1. Midida	Migori
2. Muhuru Community Water Supply	Migori
3. Ndiwa Borehole Community Water	Migori
4. Machururiati Water Project	Nyamira
5. Osieko Nambo WUA	Siaya
6. Soweto High Rise	Nairobi
7. Little Sisters of St. Francis Water Supply	Nairobi
8. Kaanani Kiboko Water Project	Makueni
9. Masaku Water Supply Project	Makueni

VI. PROGRESS ON GENDER STRATEGY

During the quarter, deliberate efforts to ensure gender sensitive programing were advanced through inclusion of both male and female gender in community level training, CHV engagement and reporting gender disaggregated data.

VII. PROGRESS ON ENVIRONMENTAL MITIGATION AND MONITORING

KIWASH continued to adhere to environmental compliance requirements during implementation of project activities. This was primarily through project environmental screening, completion of the Environmental Review Forms (ERFs) and Environmental Review Reports (ERRs) and associated Environmental Management and Monitoring Plans (EMMPs). This provides effective impact mitigation measures for the construction teams. The EMMPs are embedded in contracts to bind the contractors as they carry out infrastructure activities.

During the quarter, KIWASH had five ongoing water infrastructure projects (Boya, Gulf Nyahera-Mkendwa, Nyanas, Sondu Miriu Right Bank) and three sanitation infrastructure projects (Usenge, Mwingi Level 4 and Budalangi). KIWASH worked to ensure environmental compliance of the projects. Detailed EMMR will be submitted separately to the environment compliance monitoring specialist/ mission environment officer for review and approval.

VIII. PROGRESS ON LINKS TO OTHER USAID PROGRAMS

KIWASH continues to partner with other USAID funded projects where possible. In Nairobi County, the program partnered with Afya Jijini in the establishment of an ORT corner at the Kasarani Community Hospital where Afya Jijini trains and supports community volunteers manning the ORT corner. KIWASH provided materials and infrastructure required.

IX. PROGRESS ON LINKS WITH GOK AGENCIES

KIWASH partnered with the Council of Governors and the national government to convene water and sanitation sessions at the 6th Annual Devolution Conference. The sessions explored how county governments working and water service providers (WSPs) can best leverage their position to enhance performance of WSPs in support of increasing investments for improved water and sanitation services

delivery. The sessions drew valuable lessons from governors, county executives in charge of water and sanitation, managing directors of some of the water companies in Kenya, development partner representatives and the private sector, including banks.

KIWASH worked in close collaboration with county governments; closely linking with departments of public health and health promotion to steer planning, implementation and monitoring of CLTS, sanitation marketing and BCC activities. The county government PHOs offered technical services in triggering, monitoring, verification and certification of ODF villages. The community health volunteers conducted household and community forums to disseminate messages on sanitation and hygiene.

KIWASH also worked closely with the county departments of social services in identifying registered self-help groups for engagements in strengthening demand and supply chain networks for SATO products. KIWASH is also working with the department of trade and cooperatives to involve micro-credit institutions/ Sacco to create sanitation business portfolios as part of services offered. This collaboration has significantly influenced demand for improved sanitation systems as well as firming up working relationships between the county staffs and KIWASH.

X. PROGRESS ON USAID FORWARD

To be reported in subsequent quarters.

XI. SUSTAINABILITY AND EXIT STRATEGY

KIWASH capacity development interventions target both the county governments and WASH enterprises, and are designed in a manner that helps to strengthen their capacity to reflect and plan on their own. KIWASH's approach to training coupled with on-the-job coaching and mentoring has further helped to instill a sense of ownership and sustainability, which is essential in ensuring continuity beyond the project period.

As the project moves towards closeout phase, KIWASH is exploring and forging partnership with government institutions like KEWI to strengthen their capacity to continue delivering business development services in the water sector; as well as strengthening the capacity of the respective county governments to continue with their support to the WASH enterprises within their areas of jurisdiction. In Nyamira County, the enterprises have come together to form an umbrella body called Nyamira Community Water Sanitation and Hygiene Association (NYACOWASHA), a business association of WASH enterprises that will help optimize and strengthen the supply chain for quality spare parts and tools using the number of enterprises as a collective bargaining tool amongst other economies of scale. KIWASH is also working on building linkages for commercial financing so that enterprises can sustainably access loan products to improve and expand their operations.

On the sanitation and hygiene front, KIWASH is exploring partnerships that nurture robust and coordinated teams capable of steering the sanitation agenda at the county level. To demonstrate these commitments, KIWASH has established partnerships with stakeholders, mainly collaborating with UNICEF in jointly planning for capacity development workshops on CLTS information management, developing post ODF and sanitation strategy documents and facilitating knowledge exchange and learning visits.

To sustain desired sanitation and hygiene behavior in the community, KIWASH has made progress in nurturing community level organized teams to sustain the sanitation agenda. KIWASH has established partnerships with Lixil Company to supply SATO products, build the technical and financial capacity of organized groups of community health workers to supply these products to their communities. This will ensure availability and accessibility of sanitation products when the project closes. The project also continues with efforts to equip community health volunteers and public health officers on sanitation marketing, post ODF monitoring procedures and tools required in sustaining ODF status and communities moving up the sanitation ladder.

The training of artisans on improved sanitation technologies has been extended to polytechnic lecturers and tutors to promote the institutionalization of advanced technology in latrine construction and ensure communities have access to sustained human resource. CHEWS, the sub county public health management team and the county WASH coordinator have also been included in the trainings of artisans with the aim of promoting sustainability of the sanitation marketing interventions in the counties.

XII. GLOBAL DEVELOPMENT ALLIANCE

Not applicable.

XIII. SUBSEQUENT QUARTER'S WORK PLAN

Subsequent Quarter's Work Plan

For the coming quarter (April 1 to June 30, 2019), KIWASH will undertake the following activities as per the Year 4 Work Plan:

Task 1.1: Provide business development services for WASH enterprises

- Strengthen the Business Operations and Management Structures for all the 231 WASH enterprises, specifically;
  - iv. Strengthen the financial operations and guidelines to enhance prudent financial management and ensure accountability
  - v. Strengthen the governance structures and ensure adoption of appropriate organizational structures
  - vi. Strengthen and/or help update the human resources guidelines/policies to ensure clear staff recruitment and management
- Conduct intensified coaching and business mentoring to improve and expand services;
  - iv. Customer service and outreach to help improve services and increase coverage
  - v. Induct and coach the WASH enterprises on the Excel-based Billing and Basic Accounting template for adoption to enhance efficiency
  - vi. Support the 231 WASH enterprises as they finalize their business plans that will guide them towards achieving their future desired state
- Access to Finance;
  - ii. Link potential WASH enterprises to the commercial banks, microfinance institutions and SACCOs to access finance for improved and expanded services
- Institutionalize Business Development Services (BDS) within the County Government Structures and Learning Institutions for sustainability beyond the life of project. The BDS will take two tracks;
  - Track one: County and Sub County Water Officers
    - iii. Develop the training materials that will be used to train the county government personnel and the identified Business Development Service providers
    - iv. Conduct staff training on TOT and facilitation techniques for the KIWASH SPCB team
  - Track two: Kenya Water Institute
    - ii. Conduct classroom training for the Kenya Water Institute (KEWI) and potentially other training institutes/BDS providers on all KIWASH modules for WASH enterprises

- Support and strengthen Public Private Community Partnerships (PPcPs) to improve and expand services;
    v. Identify and scale up successful models for Public Private Community Partnerships (PPcPs) for professionalizing the operations of rural community water enterprises/projects
    vi. Conduct WASH enterprise staff training on PPcPs when needed
    vii. Support development of PPcP contracts between WASH enterprises and other private sector actors
    viii. Support implementation of the signed PPcP contracts through technical assistance, coaching and mentoring support

Task 1.2: Scale up sanitation, sanitation marketing, and hygiene promotion

- Scale up CLTS activities in 98 new villages
- Carry out community-based sanitation and hygiene promotion through existing community programs
- Support sanitation marketing activities by expanding the knowledge and availability of appropriate low-cost sanitation products and services
- Improve integration of WASH messaging through MCH services

Task 1.2.1: Scale up CLTS activities in 80 new villages

- Support CLTS processes in 98 villages including triggering, Follow up and ODF verification in the project counties
- Train 50 new sanitation village committees on the post-ODF community monitoring tool
- Conduct 5 trainings for county and sub county WASH coordinators and sub county PHOs on CLTS data management and reporting to KIWASH and the National CLTS website
- Hold at least one quarterly or bi-annual review meeting (s) to assess progress on integrated CLTS, SBCC and sanitation marketing at all levels (county, sub county and community level)

Task 1.2.2: Carry out community-based sanitation and hygiene promotion through existing community programs/structures

- Design and produce training materials and BCC materials to reinforce WASH behavior change in target communities (CHV training manuals, t-shirts, reflector jackets, posters etc.)
- Roll out county specific BCC messaging (including wall branding) for the five county clusters
- Conduct trainings for CHVs across the nine target counties to build capacities in delivering BCC messaging for WASH and uptake of improved sanitation facilities
- Conduct community educational talks/outreaches/promotions on household sanitation and hygiene to reinforce WASH SBCC messages
- Strengthen capacity of caregivers on EWA messaging through existing community structures (caregiver groups, mother-to-mother support groups, community units, etc.)

Task 1.2.3: Support sanitation marketing activities

- Introduce and promote appropriate low-cost sanitation products for adoption and scale up in the local market
- Design county specific messages on promotion of latrine products and develop information booklets on sanitation product options available per county
- Conduct seven county-level sensitization forums on sales and marketing of appropriate sanitation options among supply actors
- Conduct seven county-level trainings on construction of appropriate sanitation facility options among sanitation supply actors (masons)

- Support at least 5 existing community units to function as potential enterprises providing low cost sanitation products and services to benefit from the KIWASH recoverable grant funds and microfinance institutions

Task 1.2.4: Improve integration of WASH messaging through MCH Services

- Equip 30 health centers across the nine target counties with ORT supplies to facilitate and support delivery of BCC messaging for adoption of Essential WASH Actions
- Procure 3,000 WASH kits to caregivers with children below 2 years of age as a demonstration of integration of WASH for improved health
- Promote integrated and coordinated programming that advocates for inclusion and delivery of WASH interventions in health projects (i.e. identify initiatives, policies and plans and push for inclusion of WASH)
- Develop BCC materials (posters, flyers, stickers) with WASH actions for use by the household members and national day celebrations
- Complete two integrated WASH and nutrition training guide for county staff and CHVs that were used in years 1 and 2 as a knowledge product

Task 1.3: Introduce and promote appropriate low-cost sanitation products and services

- Conduct coaching and business mentoring for the sanitation and hygiene enterprises to improve their businesses

Task 1.4: Strengthen the Effective Monitoring and Evaluation of WASH

- Intensify coaching and mentoring support to the 231 WASH enterprises on the use of the Excel-based monthly progress tracking tool to internalize regular monitoring of their progress in key performance indicators
- Conduct a progress review and reflection workshops for all the WASH enterprises in each of the counties to enhance knowledge transfer
- Undertake inter- and intra- county exchange visits for WASH enterprises for knowledge transfer to enhance sharing, deepen learning and adoption of best practices

Task 5.1 Expand source water quality protection

- Conduct targeted trainings for Water Resource Users Associations (WRUAs) under tree nursery project under seedling and nursery management general project sustainability
- Conserve sub-catchments by making terraces to control soil erosion around exposed areas, planting at least 10,000 indigenous tree seedlings and monitoring growth of the 12,890 tree seedlings planted last quarter in degraded sections of catchments hosting the 68 KIWASH protected springs and the WSP and WASH enterprise water sources
- Conduct monthly member sensitization in each WRUA environmental conservation, hygiene and others
- Facilitate joint county government, WRA and WRUA in counties on collaborative management of projects undertaken with WRUAs for sustainability

Task 5.2: Integrate sludge management with sanitation services

- Once the scope of work is approved, initiate the study on sanitation fecal sludge management situation in nine counties of KIWASH
- Once the scope of work is approved, identify critical constraints hampering progress in adoption of proper fecal sludge management in the project counties
- Once the scope of work is approved, recommend workable solutions/ strategies to address fecal sludge management issues in towns and urban centers

Task 5.3 Increase climate change resiliency in drinking water source planning, development and design of systems/services

- Identify institutions targeted for capacity development on climate change resiliency

- Track progress on implementation of activities under climate change resiliency trainings
- Train 6 institutions on climate change resiliency

Task 5.4 Number of WRUAs demonstrating enhanced capacity to deliver services

- Train elected officials of 10 WRUAs on institutional governance and integrity

Task 6.1: Train Service Providers' staff for Improved Service Provision

- Train 60 WSPS staff on good customer service/experience, outreach, assessment and meeting demands for WASH services
- Train 50 county government, WASH service providers and CSOs on best practices and experiences on budgeting and planning processes in the county
- Train 30 WSPs and county government water department staff on NRW and improved consumer engagement
- Train 45 WSPs' staff on effective M&E and reporting as per regulator's guidelines
- Train 35 WSPs and county staff as TOTs on basic operation and maintenance of Water Service Lines for efficient and effective service delivery.
- Train 65 county/rural Water Supplies staff/committee on good governance and management of water schemes.

Task 6.2: Technical assistance offered to sector stakeholders for improved monitoring, evaluation, reporting, and accountability

- Train 30 institutional and county partners on social accountability for effective M&E and reporting on WASH related activities.
- Train 45 WASH actors and institutional partners on best practices and experiences on budgeting and planning processes.
- Hold one customer sensitization clinic in partnership with the county governments/WSPs/WAGS to sensitize them on services offered to them and get feedback on their experience.
- Conduct 1 exchange and learning visit for WSPs, County staff, WRA, WRUA members aimed at promoting good governance and enhanced coordination and participation in catchment protection respectively in the 9 counties.

Task 7.1: Policies, laws, or investment agreements (public or private) implemented that promote access to improved water supply and sanitation

- Conduct two stakeholders' workshop per county to review and contribute towards finalization of the draft national water policy.
- Conduct one workshop per county to sensitize stakeholders and the citizen on the implication of the new county WASH policies and bills.
- Popular versions of both water and ESH and Water policies published and disseminated in Kisumu, Kakamega, Makueni and Nyamira counties.
- Support the launch of Water Policy in Makueni, Nyamira and Kakamega counties
- Conduct one workshop to launch the new five-year department of Water Strategic plan for Kisumu County.

Task 7.2 Support selected WASH sector policy reforms

- Conduct one workshop to review the final draft of Kisumu County Water Department Strategic Plan.
- Finalize customization of county specific Water and Sanitation Policy and Bill in Makueni, Migori, Kakamega, Nyamira and Siaya counties.
- Conduct one workshop to review the draft Nairobi County Sanitation Revolving Fund Policy and associated guidelines.

Task 7.3 Support USAID program learning

- Participate in quarterly County WASH Network Fora for reporting KIWASH implementation progress, including WASH enterprises and joint stakeholders planning
- Conduct county level forum for stakeholder learning and reporting on KIWASH experiences
- Hold quarterly meetings of Nyamira County WASH forum/platform and widen scope in membership

Task 8.0: Infrastructure support

- Continue with construction supervision of projects and contracts administration mainly through STTAs (Inspectors of Works, contracted design firms and KIWASH engineers;
- Carry out monitoring of completed projects which are under the Defects Liability Period (DLP) and supervise attendance by the sub - contractors of any defects during this period;
- Provide technical assistance as required to project owners during the DLPs and after, on operations & maintenance of KIWASH implemented water projects;
- Installation of water meters provided under recoverable grants to KIWASH supported water projects.

XIV. FINANCIAL INFORMATION

Total Estimated Cost: **$50,995,898**

Cumulative Obligation: **$42,819,348.44**

Cumulative Expenditure: **$33,859,936.23**

Obligation ($)	1st Quarter 2019 Actual Expenditures	2nd Quarter 2019 Projected Expenditures	3rd Quarter 2019 Projected Expenditures	4th Quarter 2019 Projected Expenditures
Total: 42,819,348.44	*4,347,385*	*3,897,922*	*3,241,226*	*2,720,593*
Salaries and Wages*	212,999	247,376	250,024	247,216
Fringe Benefits	28,819	28,091	26,861	25,756
Overheard	150,562	149,248	150,015	147,896
Travel, Transportation and Per diem	231,596	98,503	110,280	90,000
Allowances	31,715	74,297	74,304	33,910
Other Direct Costs	1,408,797	857,050	609,610	590,611
Procurement (Office & IT Equipment)	52,939	24,270	24,270	24,270
Consultants	36,752	46,729	39,505	24,465
Subcontractors	1,455,184	1,629,416	1,192,230	758,230
Grants Under Contract	154,414	220,000	350,000	450,000
General & Administrative	381,615	342,946	269,260	211,134
Fixed Fee	201,993	179,996	144,867	117,105

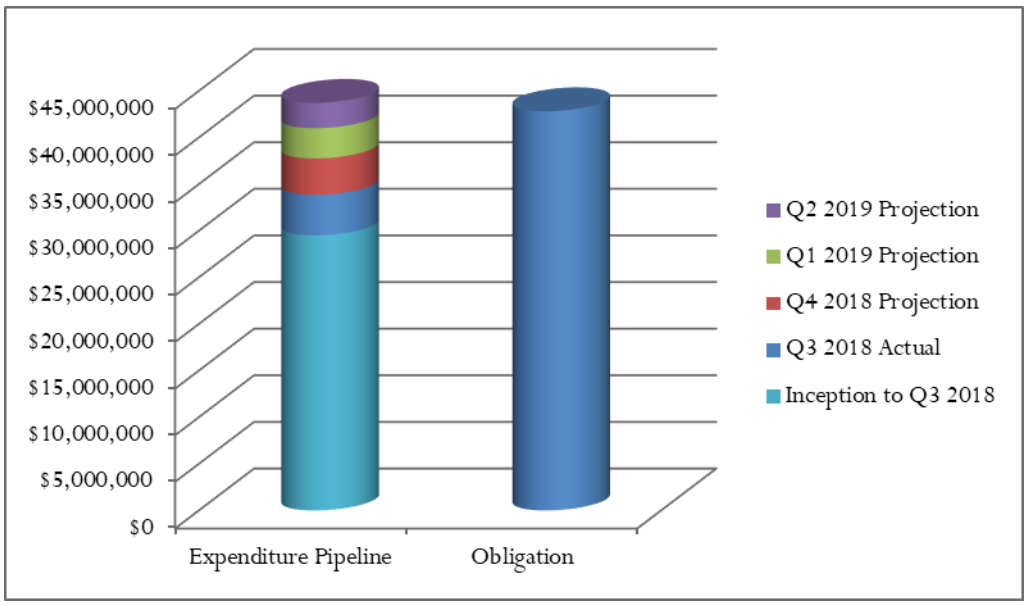

BUDGET NOTES	
Salary and Wages	Salaries and wages remain stable.
Fringe Benefits	Fringe benefits are a constant ratio against expatriate labor. Calculated per award conditions.
Overhead	Overhead is a constant ratio against labor. Calculated per award conditions.
Travel, Transport, Per Diem	Travel this quarter is higher than the upcoming quarters due to project activities. Will decrease in coming quarters.
Allowances	Allowances are constant except for education allowance, which is the cause of the spike in allowances in Q2 and Q3 of 2019.
Other Direct Costs	Q1 2019's actuals reflect Kisumu and Nairobi rental expenses, local health insurance payment, DBA payment, and 13month bonuses.
Procurement	This quarter there was an increase in purchasing equipment and supplies for WASH activities. This should go down in the coming quarters.
Consultants	Consultants will remain stable in future quarters.
Subcontracts	Subcontractor costs will remain stable and then decrease in Q4 2019.
Grants under contract	We will start making more payments in future quarters under approved grant agreements.
G&A	Calculated per award conditions.
Fee	Calculated per award conditions.

NEW SUB-AWARD DETAILS

Total Amount in the approved budget for sub-awards: $2,200,000

Total Amount sub-awarded to date: $1,653,979

The following sub-awards were made this past quarter:

Project	County	Amount
Sirembe Community Water & Sanitation Project	Siaya	$137,247
Gatwekera Tosha Water Project		$121,310

ANNEX 1: PROGRESS ON INFRASTRUCTURE DEVELOPMENT

Water Infrastructure projects completed during YR 4 – Q2:

	Project	County	Contract value	Estimated beneficiaries
1	Musengo Water Project	Kitui	$236,412	10,000
2	Midida	Migori	$83,662	2,300
3	Ikonge Water Project	Nyamira	$184,672	10,200
4	Machururiati Water Project	Nyamira	$95,102	3,800
			$599, 848	**26,300**

Ongoing water infrastructure projects during Y4 – Q2:

	Project	County	Scheduled completion date	Contract value	Estimated beneficiaries
1	Soy Water Supply	Kakamega	May 3, 2019	$271,099	15,000
2	Boya Community Water Project	Kisumu	March 21 2019	$129,751	7,210
3	Gulf: Nyahera Mkendwa Scheme	Kisumu	June 18, 2019	$192,768	9,070
4	Nyanas WSP: Nyakach Water Scheme	Kisumu	July 3, 2019	$302,652	11,350
5	Sondu Miriu Right Bank Community Water Supply	Kisumu	May 10, 2019	$286,895	10,950
6	Geosemic	Nairobi	June 3, 2019	$73,235	3,365
				$1,256,400	**91,505**

Water infrastructure projects scheduled to start in Q3, YR4:

	Project	County	Estimated beneficiaries
1	Katwekera Tosha	Nairobi	1,350
2	Akala Water Project	Siaya	7,403
3	Sirembe Water Project	Siaya	6,310
4	Ogallo Water Project	Busia	2,830
5	Swaa Mukuyuni Water Project	Makueni	5,557
6	Mumbuni Katalwa Water Project	Kitui	4,510

Cumulative complete water infrastructure projects up to YR 4- Q2:

	Project	County	Contract value	Estimated beneficiaries
1	Alema borehole project	Busia	$187,772	11,447
2	Mundika (BUWASCO)	Busia	$193,741	16,248
3	Sisenye Water Scheme	Busia	$334,719	14,300

	Project	County	Contract value	Estimated beneficiaries
4	Butere Town Supply (KACWASCO)	Kakamega	$68,038	13,575
5	Kakamega Town Supply (KACWASCO)	Kakamega	$321,763	14,500
6	Khwisero North Community Water Supply	Kakamega	$196,927	13,405
7	Ahero Catholic Water Project	Kisumu	$125,805	4,500
8	Kisumu Informal Water Project	Kisumu	$294,890	23,018
9	Masogo Water & Sanitation Company	Kisumu	$115,510	2,993
10	Nyangoma Community Water Supply	Kisumu	$144,674	3,500
11	Kithambangii Water Project	Kitui	$186,318	5,013
12	Musengo Water Project	Kitui	$236,412	10,000
13	Tharaka Women Water project	Kitui	$130,687	56,538
14	Tyaa River Water Project	Kitui	$156,650	5,000
15	Kaanani Kiboko Water Project	Makueni	$140,523	6,000
16	Makutano/Sinai borehole	Makueni	$70,559	17,623
17	Masaku Water Supply Project	Makueni	$55,568	1,000
18	Mbukoni Kyulu valley borehole	Makueni	$110,774	3,700
19	Mbumbuni high lift pumps	Makueni	$22,714	6,311
20	Nzueni Borehole Self Help Group	Makueni	$8,125	4,398
21	Unoa-Kyemole Water Supply Project	Makueni	$230,542	10,000
22	Midida	Migori	$83,662	2,300
23	Muhuru Community Water Supply	Migori	$247,611	9,031
24	Ndiwa Borehole Community Water	Migori	$142,726	4,500
25	Sare Awendo (MIWASCO)	Migori	$166,054	18,067
26	Little Sisters of St. Francis Water Supply	Nairobi	$67,599	6,714
27	Soweto High Rise	Nairobi	$28,301	1,500
28	Ikonge Water Project	Nyamira	$184,672	10,200
29	Machururiati Water Project	Nyamira	$95,102	3,800
30	Osieko Nambo WUA	Siaya	$184,432	8,000
			$4,532,870	**307,181**

WATER QUALITY RESULTS

Project	County	Estimated Beneficiaries	Water quality test
Mundika water supply project	Busia	16,248	**Physical test:** Colour, taste, odour, turbidly, total dissolved solids, PH@25^{0}C. **Chemical test:** Total hardness as CaCO3, chlorides as CL, calcium as Ca, magnesium as Mg, iron as Fe, sodium as Na, sulphates as SO4, residual chlorine as CL2, mg/L **Bacteriological test:** Total plate count@37oC, total coliform count, escherichia coli (E-coli)
Kisumu Informal Settlements Water Supply Project	Kisumu	23,018	
Kithambangii Water Project	Kitui	5,013	
Kanaani Kiboko Water Project	Makueni	6,000	
Masaku Water Project	Makueni	4,700	
Little Sisters of St. Francis Water Supply Project	Nairobi	6,714	
Soweto High Rise Water Supply Project	Nairobi	1,500	

	Project	Physical Test	Chemical Test	Bacteriological test	Comments/recommendations
1	Kithambangii Water	Conforms	Conforms	Does not conform – high plate count	• Dosing with chlorine in the right proportions • Regular monitoring of the residual chlorine • Scheduled water testing
2	Kanaani Kiboko Water	Conforms	Conforms	Conforms	• Continue chlorine dosing in the right quantities • Regular monitoring of the residual chlorine • Scheduled water testing
3	Masaku Water	Conforms	Does not conform- iron slightly above limits; (0.48mg/l against 0.3mg/l)	Does not conform– high plate count	• Slightly higher level of iron would not pose any health hazard but rather some stains in laundry & porcelain • Dosing with chlorine in the right proportions • Regular monitoring of the residual chlorine • Scheduled water testing.
4	Little Sisters of St. Francis	Conforms	Conforms	Does not conform- traces of plate count	• Dosing with chlorine in the right proportions; • Regular monitoring of the residual chlorine: • Scheduled water testing.
5	Soweto High Rise Project	Conforms	Conforms	Conforms	• Continue chlorine dosing in the right quantities; • Regular monitoring of the residual chlorine: • Scheduled water testing.
6	Kisumu Informal Settlements	Conforms	Conforms	Conforms	• Continue chlorine dosing in the right quantities; • Regular monitoring of the residual chlorine: • Scheduled water testing.
a)	Nyanas Line 2-Katito	Conforms	Conforms	Conforms	• Continue chlorine dosing in the right quantities;

	Project	Physical Test	Chemical Test	Bacteriological test	Comments/recommendations
					• Regular monitoring of the residual chlorine: • Scheduled water testing.
b)	Manyatta Transformer Line	Conforms	Conforms	Conforms	• Continue chlorine dosing in the right quantities; • Regular monitoring of the residual chlorine: • Scheduled water testing.
c)	Angola (Manyatta B) Line	Conforms	Conforms	Conforms	• Continue chlorine dosing in the right quantities; • Regular monitoring of the residual chlorine: • Scheduled water testing.
d)	Bandani Line	Conforms	Conforms	Conforms	• Continue chlorine dosing in the right quantities; • Regular monitoring of the residual chlorine: • Scheduled water testing.
e)	Otonglo Line	Conforms	Conforms	Does not conform– high plate count	• Dosing with chlorine in the right proportions; • Regular monitoring of the residual chlorine: • Scheduled water testing.
f)	Nyalenda Line	Conforms	Conforms	Conforms	• Continue chlorine dosing in the right quantities; • Regular monitoring of the residual chlorine: • Scheduled water testing.
7	Mundika water supply project	Conforms	Conforms	Conforms	• Continue chlorine dosing in the right quantities; • Regular monitoring of the residual chlorine: • Scheduled water testing.

RECOVERABLE GRANTS PROGRESS

Water Service Providers

In the second quarter of Year 4, KIWASH continued to support two water service providers (WSPs) in the western region to implement the following infrastructure improvements using the grant facility.

WSP	Project purpose	Estimated beneficiaries	Engineer cost (USD)	Status
Gulf Water and Sanitation Company	Laying of rising main, 75 mm diameter, 1,325m Laying of bar II line 50mm diameter, 2,005m Laying of bar union line 50 mm diameter, 280m Laying of riat line 100mm diameter, 3,465 m Construction of one spring box for Orinde Spring and installation of one bulk water meter Construction of four water kiosks and an underground masonry tank	9,070	198,779	Ongoing from January 2019
Nyanas Water and Sanitation Company	Laying of Kahawa line, OD110mm diameter, 4,900m Laying of Lower Sondu line OD 90mm diameter, 3,150m Laying of backline from water tanks towards T-works, OD 90mm, 1,500m Construction of three water kiosks, rehabilitation of treatment plant, filter media and dosing units	11,350	302,652	Implementation started in January and is ongoing
Kakamega County Water and Sanitation Company (KACWASCO)	To install a gravity pipeline extension, metering, installation of elevated steel water tank of 150m^3	14,500	335,670	Project completed in December 2018. Repayment to start in May 2019

WASH Enterprises

In the quarter, KIWASH continued to receive repayments from the eight WASH enterprise projects which have managed to successfully expand access to clean water in their communities.

WASH Enterprise	County	Project purpose	Total repayable amount (KES)	Total repayments received (KES)	Comments
Khwisero Water Supply	Kakamega	Purchase of consumer water meters that will complement the direct investment	449,227	30,400	Repayments started in January 2019

WASH Enterprise	County	Project purpose	Total repayable amount (KES)	Total repayments received (KES)	Comments
Ahero Catholic Water Project	Kisumu	Installation of a hybrid solar pumping system to ensure reliable pumping and constant distribution of water. Purchase and installation of consumer meters that will enable the community access water in their households.	1,540,000	255,000	Started repayments in November 2018
Sondu Miriu Community Water Project	Kisumu	Installation of a hybrid electricity-solar pumping system to ensure reliable pumping and constant distribution of water	3,400,000	Nil	Electromechanical works are complete while civil works are ongoing Repayments to start with the completion of civil works
Nyang'oma Community Water Supply and Sanitation Community Based Organization (CBO)	Kisumu	Installation of a hybrid electricity-solar pumping system that will ensure reliable pumping and constant distribution of water	1,500,000	70,000	Repayments started in November 2018
Kithambangii Water Project	Kitui	Construction of two water kiosks at Musyau and Kangalu areas Rehabilitation of the existing six water kiosks spread across Wikililye Sub-Location Rehabilitation of a 50m^3 masonry water tank	1,508,000	133,000	Repayments started in October 2018
Masaku Water Supply	Makueni	Pipeline extensions through the DC line, which passes through an unserved area and a kiosk at the end. Purchase of storage tanks and	1,500,000	386,000	Repayments started in November 2018

WASH Enterprise	County	Project purpose	Total repayable amount (KES)	Total repayments received (KES)	Comments
		installation of solar panels that will enable the enterprise to reduce the cost of pumping and the extra tank to improve the storage capacity			
Kanaani Kiboko B Self Help Group (SHG)	Makueni	Construction of a 150m^3 masonry water tank	1,000,000	280,000	Repayments started in November 2018
Soweto High-rise Savings Scheme	Nairobi	Construction of two masonry water kiosks with storage tanks of 10m^3 each Pipeline extension of about 1.4 km Supply and installation of two water tanks of 10m^3 on a steel platform	800,000	80,000	Repayments started in January 2019
TOTAL				**1,234,400**	

Six WASH enterprises under the KIWASH recoverable grant have complete designs and are either at the implementation stage or procurement stage.

WASH Enterprise	County	Project purpose	Estimated beneficiaries	Engineer Cost (USD)	Status
Ogallo Water Supply	Busia	Supply and installation of grid-tied solar system Supply and installation of an in-line chlorine dozing unit Construction of one water kiosks with overhead tank 7.6 km pipeline extension, HDPE OD 63mm Supply and installation of 100 consumer water meters	2,830	92,278.88	Procurement Stage
Mumbuni Katalwa Borehole Water Project	Kitui	Installation of grid-tied solar system Pipeline extension of about 6.5km Construction of four masonry water kiosks each with an overhead storage tank	4,510	199,741.86	Request for Proposals (RFPs) issued to prospective contractors Recoverable grant pending USAID's approval

WASH Enterprise	County	Project purpose	Estimated beneficiaries	Engineer Cost (USD)	Status
		Provision of overhead storage tanks at existing water kiosks Rehabilitation of distribution pipeline, rising main and river crossing Installation of an in-line chlorine dozer and new consumer meters			Construction pending USAID's approval
Ukia Swaa Water Project	Makuen	Supply and installation of high efficiency submersible water pump at intake Rehabilitation of Mukuyuni line by laying galvanized iron (GI) pipes along the rocky areas and installation of two air valves 5.6km pipeline extension of the gravity main from Thui to Ukia Construction of four masonry water kiosks Installation of an inline chlorine dozer Replacement of old consumer meters with new ones	6,374	236,256.06	RFP issued to prospective contractors and pre tender site visit held. Recoverable grant pending USAID's approval Construction pending USAID's approval
Geoseismic Water Company	Nairobi	Installation of solar panels that will enhance water pumping and supplythrough reliable power Construction of a water tower Purchase of two 10m^3 water tanks to increase storage capacity	3,365	99,018.29	Construction is ongoing with a scheduled completion date of June 3, 2019
Katwekera Tosha Network	Nairobi	Construction of a new biocentre with eight toilets, five bathrooms and one water kiosk. Construction of a masonry water kiosk	3,735	123,120	Procurement completed Construction is pending approval license from the National Environmental Management Authority (NEMA)
Sirembe Community Water Supply	Siaya	Supply and installation of grid-tied solar system		Sirembe Community Water Supply	Siaya

WATER METERS

The recoverable grants under APS 003 targets WASH enterprises and WSPs for funding to facilitate metering of water connections and replacement of faulty meters in order to reduce non-revenue water. The progress of this grant us summarized below.

County	WSP/WASH enterprise	Amount in USD	Status
Kitui	Kiambere-Mwingi Water and Sanitation Company (KIMWASCO)	45,495.40	USAID's approval granted Delivery, training and installation of meters scheduled for May 2, 2019
	Kithambangii Water Project	6,306.06	USAID's approval granted Delivery, training and installation of meters scheduled for April 2, 2019
Kisumu	Boya Water Project	4,501.50	USAID's approval granted Delivery, training and installation of meters scheduled for April 30, 2019
	Nyangoma Water Project	2,000.00	USAID's approval granted Delivery, training and installation of meters scheduled for April 18, 2019
	Sondu Miriu Water Project	3,044.80	USAID's approval granted Delivery, training and installation of meters scheduled for April 17,2019
Siaya	Osieko Nambo Water Project	6,628.55	USAID's approval granted Delivery, training and installation of meters scheduled for April 29, 2019
Migori	Migori County Water and Sewerage Company (MIWASCO) Awendo Sare	16,950.00	USAID's approval granted Delivery, training and installation of meters scheduled for April 15, 2019
	Midida Community Water Project	1,826.23	USAID's approval granted Delivery, training and installation of meters scheduled for April 16, 2019
Kakamega	KACWASCO	34,427.60	USAID's approval granted Grant agreement awaiting signing
Nyamira	Gussi Water and Sewerage Company (GWASCO	17,762.50	USAID's approval granted Delivery, training and installation of meters scheduled for May 7, 2019

ANNEX II: PERFORMANCE IMPROVEMENT PLANS – Progress and Key Findings

Key findings amongst the WSPs

Compliance

Compliance indicator	Status
Operating license	Many operating with expired licenses
Tariff structure	Most WSPs need to review the tariff, however, they face hurdles: • WASREB wants to see NRW reduced and other operating efficiencies nearing the benchmarks standards to ensure consumers don't pay for inefficiency, • WSPs need to regain public confidence in the services if they are to accept a tariff increase, and • Political stakeholders need to see a clear cost-benefit.
WRA abstraction	Many companies owe abstraction fees and have permits pending
Board composition	Boards are in place, but not always following regulatory rules and often being subject to the will of the county
Corporate Management team (CMT)	Most companies have CMTs in place, but have experienced or are experiencing turnover, mostly due to County influence
Annual General Meeting (AGM)	Most companies have not held an AGM
Statutory deductions	Many companies are not remitting the statutory deductions including NHIF, NSSF, Pension, staff bank and SACCO loans and SACCO contributions (although they are deducted from the staff salaries).

Technical, non-revenue water reduction and employee management

Challenges	PIP actions
Technical • Lack of bulk meters for accurate NRW measurement • Low water production in relation to installed capacity and demand • Delayed repair of bursts • Lack of bursts reporting mechanism	• Identify number and size of bulk meters required, develop meter specifications, procure, calibrate and install. • Identify, procure and install standby water pumps • Rehabilitate leaking water tanks • Customer care staff to promptly report bursts for action • Ensure bursts repaired in reasonable time • Register bursts reporting line and disseminate to customers
Non-revenue water reduction • Illegal connections • Inappropriate placement of customer meters • Inefficient, non-functional and under-registering meters • Unattended leaks and bursts and repairs	• Identify illegal connections, immediate response mechanism • Rotation meter readers locations • Focus on top 10-20 customers • Random checks on customer connection status • Develop policy to address staff corruption and collusion • Place meters to ensure accessibility, eliminate water theft • Assess/replace meters that are 5+ years old
Employee management and satisfaction • Compensation scheme is unfair and salaries are delayed • Lack clear organizational structure, gaps in structure • Lack of an HR manual and code of ethics • Lack of a training program, opportunities not shared equally • Lack of a performance management system • Inadequate communication between management - staff • Inadequate facilitation in transport and work tools	• Harmonize salaries and prioritize monthly salary payment • Assess responsiveness of organization structure and gaps • Staff rationalization, job descriptions, salary structure • Develop/update HR manual with the current labor laws • Training budget developed and included in annual budget • Annual performance targets developed • Departmental targets and staff performance targets • Forum for communication between management and staff

Customer relations, revenue and financial management

Challenges	PIP actions
Communication and customer relations • Poor/lack of communication with customers leading to a low customer satisfaction index • Lack of a complaints management system • Lack of a customer service charter • Lack of a water rationing schedule	• Establish a hotline • Community outreach and education strategy, work plan • Conduct refresher training on customer care • Complaints registration and redress, and billing query system • Develop /disseminate a customer service charter • Develop a rationing schedule and share with public
Billing and revenue collection • Lack of customer identification and management system • Dormant meters • Unmetered customers • Unstructured disconnection for unpaid bills • High accounts receivables	• Reactivation of dormant and inactive accounts • Reconnect, agree on repayment plan • Meter unmetered customers • Develop and Implement a billing cycle • Develop and implement a debt collection policy • Customer identification and management database
Financial management • Delayed payment to suppliers and statutory deductions • Inability to meet O & M costs • Non-remittance of staff deductions for loans • Inadequate funds for water treatment chemicals and electricity	• Develop realistic budget at the beginning of the financial year • Negotiate repayment plan with long outstanding creditors • Streamline procurement process • Asset management - records and maintenance schedules • Sound financial, cash flow and debt management • Apply for a new tariff (adjust to cost recovery) • Continuous monitoring and strict adherence to budget

Busia Water and Sewerage Company (BUWASSCO)

Busia Water and Sewerage Services	Current	3-month	6-month	9-month	12-month
Inactive connections	3,203	2,953	2,703	2,453	2,203
Reactivation of connections		250	250	250	250
Active connections	**6,162**	**6,412**	**6,662**	**6,912**	**7,162**
Increase in revenue collection		2.5%	2.5%	2.5%	2.5%
revenue collection efficiency	**81%**	**83%**	**86%**	**88%**	**91%**
Avg billing per connection	584	584	584	584	584
Avg. revenue collection per connection	471	485	500	514	529
Water supplied	106,113	106,113	106,113	106,113	106,113
Water billed	35,684	37,132	38,579	40,027	41,475
Consumption per connection (supplied)	17.2	16.5	15.9	15.4	14.8
Consumption per connection (billed)	5.8	5.8	5.8	5.8	5.8
Non-Revenue Water	**66%**	**65%**	**64%**	**62%**	**61%**
Monthly billing	3,600,000	3,746,056	3,892,113	4,038,169	4,184,226
Monthly revenue collections	2,900,000	3,111,308	3,329,919	3,555,833	3,789,049
Revenue increase (KES)					**889,049**
Revenue increase (%)					**31%**

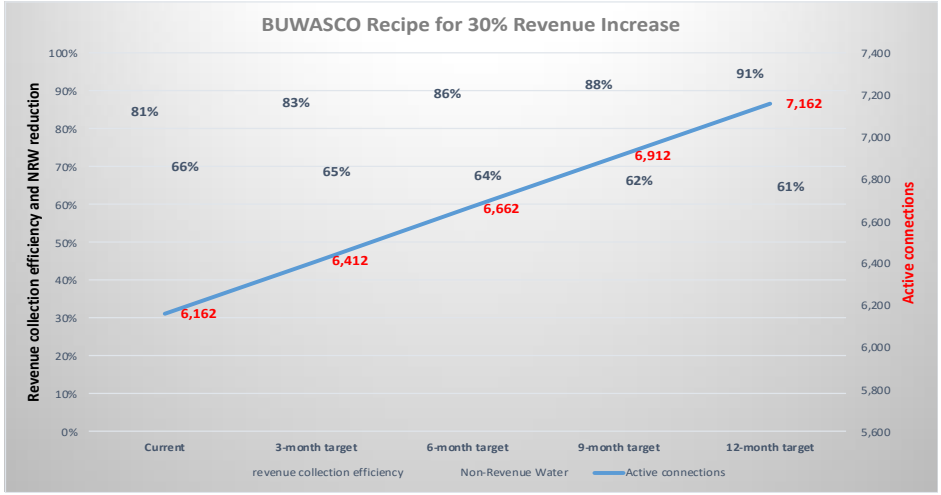

Targets

- Increase revenue by 30 percent
- Reactivate 1,000 connections in 12 months
- Increase collection efficiency from 81 percent to 91 percent
- Reduce NRW from 66 percent to 61 percent (reactivated connections get water from NRW reduction)

Progress

- The WSP has developed a scheme of work and job descriptions in line with the HR structure in the strategic plan. Once approved by the board all jobs will be advertised.
- The county received funds from the Kenya Devolution Support Program (KDSP) and the county has set aside KES 51 million for BUWASSCO. The funds will be used to purchase high lift and low lift pumps for Mundika scheme and a new billing software. The county is procuring for the pumps and software in consultation with the WSP.
- The billing has remained at KES 3.5 million with water supply disruptions due to ongoing road constructions.
- The county has ensured that there is constant supply of water by paying electricity bills on time.

Gusii Water and Sewerage Company (GWASCO)

Gussi Water and Sewerage Service	Current	3-month	6-month	9-month	12-month
Inactive connections	8,205	7,805	7,405	7,005	6,605
Reactivation of connections		400	400	400	400
Active connections	**7,639**	**8,039**	**8,439**	**8,839**	**9,239**
Increase in revenue collection		0.0%	0.0%	0.0%	0.0%
revenue collection efficiency	**92%**	**92%**	**92%**	**92%**	**92%**
Avg billing per connection	1,002	1,002	1,002	1,002	1,002
Avg. revenue collection per connection	922	922	922	922	922
Water supplied	140,857	140,857	140,857	140,857	140,857
Water billed	73,163	76,994	80,825	84,656	88,487
Consumption per connection (supplied)	18.4	17.5	16.7	15.9	15.2
Consumption per connection (billed)	9.6	9.6	9.6	9.6	9.6
Non-Revenue Water	**48%**	**45%**	**43%**	**40%**	**37%**
Monthly billing	7,657,402	8,058,366	8,459,329	8,860,293	9,261,256
Monthly revenue collections	7,040,616	7,409,283	7,777,950	8,146,617	8,515,284
Revenue increase (KES)					**1,474,668**
Revenue increase (%)					**21%**

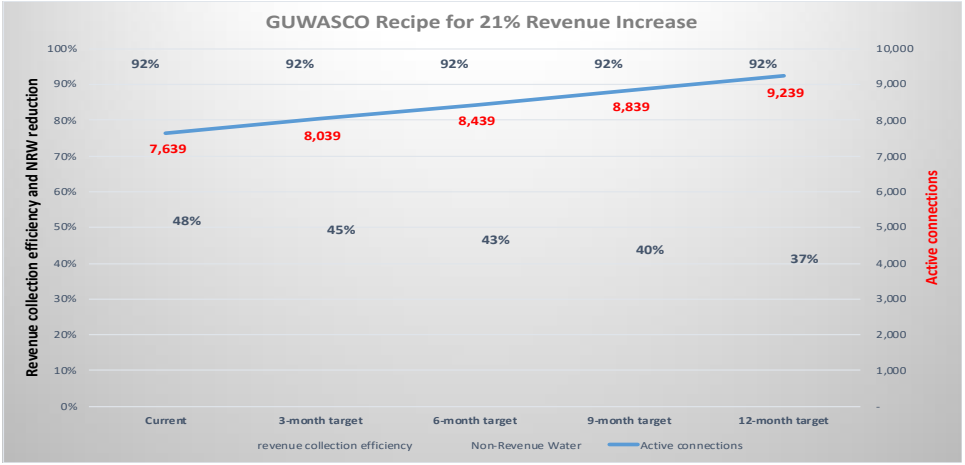

Targets

- Revenues by 21 percent
- Reactivate 1,600 connections in 12 months
- Maintain collection efficiency at 92 percent
- Reduce NRW from 48 percent to 37 percent (reactivated connections get water from NRW reduction)

Progress

- The WSP is now billing 11 million per month (a 44 percent increase).
- The billing system remains a challenge. The utility is considering negotiating with vendors to acquire a system that will be paid in monthly instalments
- Increase in revenue attributed to sewer connections tariffs that were not billed previously
- The company has put together a special team that was previously working at the sewer treatment plant to comb through the supply area and identify all malpractices. The team has identified a lot of malpractices across the schemes and reported to the managing director.
- Several illegal connections have been legalized

Migori County Water and Sewerage Company (MIWASCO)

Migori Water and Sanitation	Current	3-month	6-month	9-month	12-month
Inactive connections	1,537	1,387	1,237	1,087	937
Reactivation of connections		150	150	150	150
Active connections	**3,597**	**3,747**	**3,897**	**4,047**	**4,197**
Increase in revenue collection		2.0%	2.0%	2.0%	3.0%
revenue collection efficiency	**81%**	**83%**	**85%**	**87%**	**90%**
Avg billing per connection	445	445	445	445	445
Avg. revenue collection per connection	361	370	379	388	401
Water supplied	773,000	773,000	773,000	773,000	773,000
Water billed	481,000	501,058	521,117	541,175	561,234
Consumption per connection (supplied)	214.9	206.3	198.4	191.0	184.2
Consumption per connection (billed)	133.7	133.7	133.7	133.7	133.7
Non-Revenue Water	**38%**	**35%**	**33%**	**30%**	**27%**
Monthly billing	1,600,000	1,666,722	1,733,445	1,800,167	1,866,889
Monthly revenue collections	1,300,000	1,387,546	1,477,761	1,570,646	1,684,867
Revenue increase (KES)					**384,867**
Revenue increase (%)					**30%**

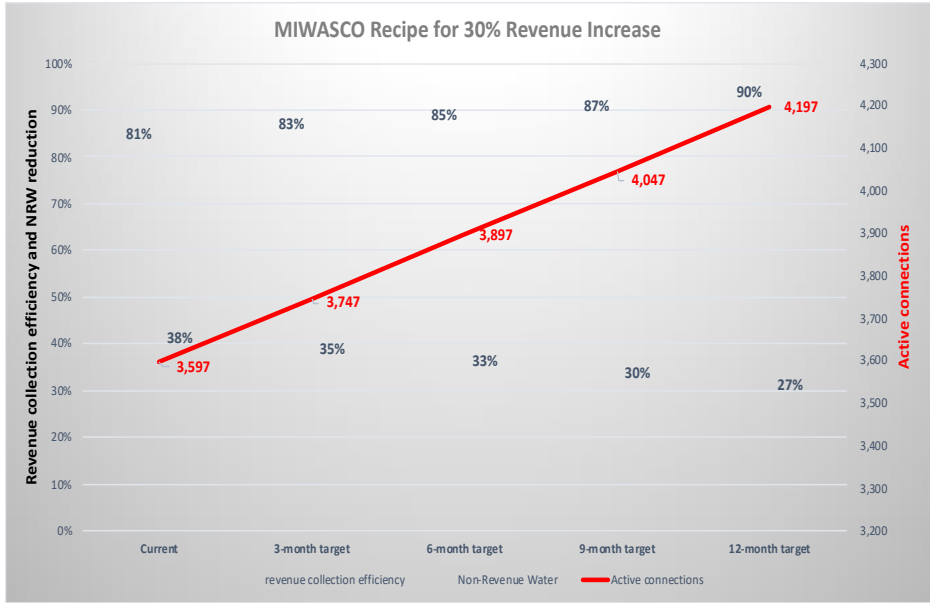

Targets

- Increase revenues by 30%
- Reactivate 600 connections in 12 months
- Increase collection efficiency from 81 percent to 90 percent
- Reduce NRW from 38 percent to 27 percent (reactivated connections get water from NRW reduction)

Progress

Revenue actions

- Billing centralized, billing cycle established, updating customer database
- Two dormant service lines activated
- Staff rotation done and will occur every 6 months
- 15 illegal connections legalized during an amnesty period
- Rationing timetable developed and strictly adhered to
- On March 27 all staff signed the code of conduct and taken through a session on the impacts/consequences of malpractices

NRW reduction actions

- Customers identified at strategic points to report vandalism, illegal connections
- Bursts & Leakage Rapid Response Team formed and operationalized
- 20 meters originally buried have been raised

Governance, management, human resource and communications actions

- Three new board members were recruited in March
- On March 30, the Board signed a performance contract with the county government. This is being cascaded to MD, department heads and staff
- Contracts renewed with clear job descriptions
- Staff taken through the Customer Service Charter
- Hotlines established through which customers channel their enquiries and complaints
- Social sites, i.e. Facebook, website created to interact with general public

Siaya-Bondo Water and Sewerage Company (SIBOWASCO)

Siaya-Bondo Water and Sanitation	Current	3-month	6-month	9-month	12-month
Inactive connections	7,112	6,712	6,312	5,912	5,512
Reactivation of connections		400	400	400	400
Active connections	**5,565**	**5,965**	**6,365**	**6,765**	**7,165**
Increase in revenue collection		2.0%	2.0%	2.0%	2.0%
revenue collection efficiency	**83%**	**85%**	**87%**	**89%**	**91%**
Avg billing per connection	934	934	934	934	934
Avg. revenue collection per connection	773	791	810	829	847
Water supplied	366,000	366,000	366,000	366,000	366,000
Water billed	139,080	149,077	159,074	169,070	179,067
Consumption per connection (supplied)	65.8	61.4	57.5	54.1	51.1
Consumption per connection (billed)	25.0	25.0	25.0	25.0	25.0
Non-Revenue Water	**62%**	**59%**	**57%**	**54%**	**51%**
Monthly billing	5,200,000	5,573,765	5,947,529	6,321,294	6,695,058
Monthly revenue collections	4,300,000	4,720,550	5,156,050	5,606,501	6,071,903
Revenue increase (KES)					**1,771,903**
Revenue increase (%)					**41%**

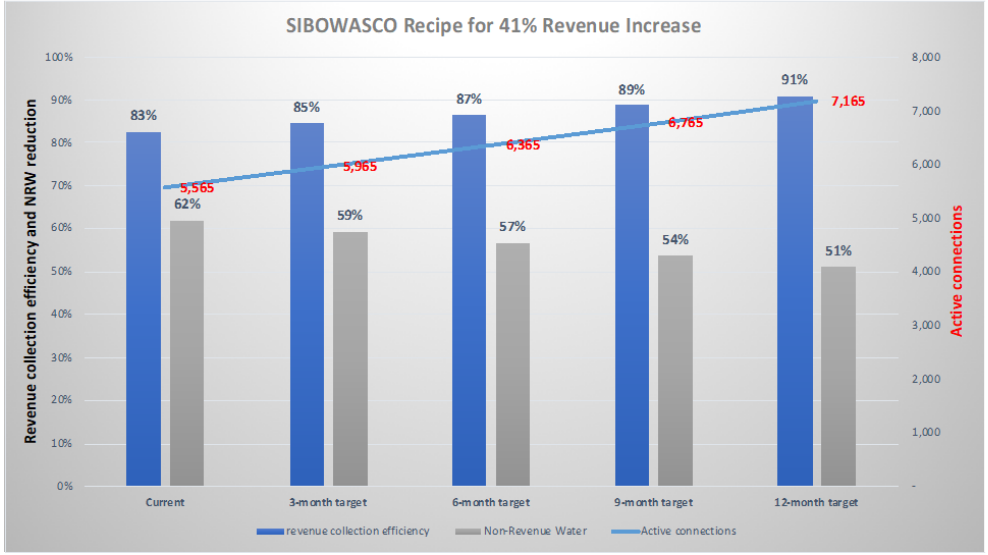

SIBOWASCO targets for increasing revenues by 41%

- Reactivate 1,600 connections in 12 months
- Increase collection efficiency from 83 percent to 91 percent
- Reduce NRW from 62 percent to 51 percent (reactivated connections get water from NRW reduction)

Progress

- The technical manager and commercial manager sacked after the PIP workshop due to inefficiency. Four other staff were sent home due to indiscipline and another four undergoing a disciplinary process.
- The managing director discovered that some staff had personal paybill numbers that customers used to pay their bills. Also that some customer text message bills were being sent to staff mobile numbers. The staff would then be paid by the customers.
- The WSP procured 200 meters to replace the malfunctioning ones and is procuring 2,500 more in the next two months.
- The WSP acquired a new billing software and sought services of a Kisumu WSP staff who is helping in its implementation.
- In December-January, monthly collections averaged 5.2 million (an increase of 21 percent) over collections at the time of the PIP.
- Salaries being paid on time and all statutory deductions remitted on time.
- The WSP negotiated with long outstanding suppliers on a payment plan and the payments are being honored on a monthly basis. Some suppliers have reinstated the credit facilities to the WSP.

ANNEX III: SUMMARY OF PROGRESS ON POLICIES, LAWS OR INVESTMENT AGREEMENTS

Policy/Bill	Counties	Status					
		Stakeholder engagement/ Analysis	Drafting	Public Consultation and Debate	Revision of the draft Policy/Bill	Approval Cabinet Legislative Assembly	Full and Effective Implementation
County Water Policy	Busia	x	x				
	Kakamega	x	x	x	x		
	Kisumu	x	x	x	x	x	x
	Siaya	x	x	x			
	Kitui	x	x	x	x		
	Migori	x	x	x			
	Nyamira	x	x	x	x	x	
	Nairobi	x	x	x	x		
	Makueni	x	x	x	x	x	
	Nairobi	x					
County Water Bill	Busia	x	x	x	x	x	x
	Kisumu	x	x	x	x	x	
	Kakamega	x	x	x	x	x	x
	Siaya	x	x	x	x	x	x
	Nyamira	x	x	x	x	x	

Policy/Bill	Counties	Status					
		Stakeholder engagement/ Analysis	Drafting	Public Consultation and Debate	Revision of the draft Policy/Bill	Approval Cabinet Legislative Assembly	Full and Effective Implementation
	Kitui	x	x	x	x		
	Migori	x	x	x			
	Makueni	x	x	x	x	x	
	Nairobi	x	x				
County Environmental Health and Sanitation Policy	Busia	x					
	Kakamega	x	x				
	Kisumu	x	x	x	x	x	
	Siaya	x	x	x			
	Kitui	x	x	x			
	Migori	x	x				
	Nyamira	x	x	x	x	x	
	Makueni	x	x	x			
	Nairobi	x	x	x			
	Busia	x	x	x			
	Kakamega	x	x	x			
County Environmental Health and Sanitation Bill	Kisumu	x	x	x	x	x	
	Siaya	x	x	x	x		
	Kitui	x	x	x			
	Nyamira	x	x	x	x	x	

Policy/Bill	Counties	Status					
		Stakeholder engagement/ Analysis	Drafting	Public Consultation and Debate	Revision of the draft Policy/Bill	Approval Cabinet Legislative Assembly	Full and Effective Implementation
	Nairobi	x	x	x			
	Migori	x	x				
	Makueni	x	x	x	x		
	Nairobi	x	x	x			

ANNEX IV: SUCCESS STORIES AND SNAPSHOTS

Establishing sustainable water businesses, one at a time

Frida Musyoka, Project Manager at Kithambangii Water Project in Kitui County at a water meter

Frida Musyoka, the revenue clerk and project manager at the Kithambangii Water Project (KWP) in Kitui County, is passionate about her job. She describes it as "tough but manageable." On her daily trips to the KWP borehole, chlorine dosing station and solar pump house, she inspects that the amount of chlorine in the water is just right, empties the chlorine residue and balances the piping system to ensure that there is efficient water flow to the distribution pipes.

Frida was trained in water resource management and technology at the Kenya Water Institute. To strengthen her skills, she and her colleagues at KWP have been receiving regular training and mentoring support from USAID's Kenya Integrated Water, Sanitation and Hygiene (KIWASH) Project for the past two years. "KIWASH has improved our skills. We have learned effective ways of revenue management, customer billing, record keeping, pipe management and how to run a chlorine doser to ensure the water going to customers is clean."

In addition to continuous skills training, KIWASH has focused on improving KWP's infrastructure to improve water service and quality for Kitui County residents. This includes adding 72 new household connections, rehabilitating two existing water kiosks and building two more at the entrance points to the pipelines. KIWASH also installed a 4.7 km pipeline extension with a three-inch pipe buried deep to deter damage and water theft. Finally, KIWASH constructed an elevated water tank to store and distribute water more efficiently.

Just two years ago, things were very different at KWP. Recalling where they started, Frida states, "Initially, we had 69 household connections and eight water kiosks, of which only three were operational. We would also release untreated water to our clients and most of our revenue went to pay for high electricity costs."

Thanks to technical and financial support from USAID, the Kithambangii Water Project is now fully operational. The water project now provides access to sustainable services and clean drinking water for at least 5,000 people in Kitui County.

Water boosts health and education outcomes

Evans Juma, the head teacher of Sivilia Primary School in Kakamega County

For years, the Sivilia Primary School in the hilly Navakholo village in Kakamega County, struggled to provide water to its students. "The school did not have piped water and we relied on a river which was about a kilometer away. This meant that pupils had to disrupt their classroom time to fetch water," explains Evans Juma, the school's head teacher.

During the dry season, the school asked students to bring their own jerrycan of water – between 10 and 20 liters – to school with them each day. "Pupils had to carry water from home in the morning. This was physically demanding, especially for our younger students and the ones who come from far away. Imagine a small student carrying a minimum of 10 liters for 40 minutes, then expecting that child to focus in his or her classes. Practically impossible," said Evans.

All this changed this year when the school finally received its own working water connection through the Navakholo Water Supply Company. Evans Juma, the head teacher at Sivilia Primary School, could not hide his joy as he talked about the difference the water had made for the school. "Having piped water within the school has alleviated our agony as a community and more so the pupils," he says.

The availability of clean water is transforming health outcomes at Sivilia Primary School. The children are now guaranteed of a cooked lunch and clean drinking water during the day, and there is a significant reduction in the number of cases of diarrhea at the school clinic.

Clean water also means more time in the classroom. "Our students no longer have to carry water to school in the morning or go fetch it from the river. This has improved their ability to concentrate and excel in their studies," remarks Evans. As proof of this, Evans pulls out the school's latest national examination scores; the school's mean score improved 20 points from 248 to 268 out of 500 since last year. "With this trend, I am confident we can attain a mean score of 300 next year," he says, grinning.

The Navakholo Water Supply Company, in partnership with Kakamega Water and Sewerage Company (KACWASCO) is responsible for connecting the Sivilia Primary School to the water supply system. The Kenya Integrated Water, Sanitation and Hygiene (KIWASH) Project is providing infrastructure and operations support to KACWASCO to ensure even more schools and communities have access to reliable clean and safe drinking water.

Contributing to a gender-balanced wash sector

Purity Kerubo is a laboratory technologist at the Gusii Water and Sewerage Company (GUWASCO). The company is among 13 water utilities that USAID'S Kenya Integrated Water, Sanitation and Hygiene (KIWASH) project is supporting to improve service delivery. One such support has been on gender equity mainstreaming.

Purity Kerubo, at her workstation in Gusii Water and Sewerage Company

"I joined GUWASCO as a casual laborer and after a few years was promoted to laboratory technologist," Purity says. She holds a diploma in analytical chemistry. Despite her qualifications, Purity has faced challenges in her career because of her gender. "It is unfortunate that male chauvinism is still rampant. Some still hold the belief that technical fields are meant for men only," she says.

Reflecting on some of the challenges she faces, she adds, "Sometimes the job is demanding because heavy lifting is required, especially when receiving supplies such as chemicals and equipment. As a woman, when you cannot do the heavy lifting, some judge you as being physically unfit for the job."

"Women in technical fields must work hard to eliminate any doubts about their abilities and competencies. Attitude change and creating a good working rapport with all colleagues is a sure way of avoiding resistance to more women in the workplace," notes Purity.

Her core job entails checking the water quality to guarantee all water variables are within the permitted parameters. "I am satisfied with my work because I know I am guaranteeing clean and safe water for consumers," says Purity. "This also motivates me to pay attention to details because any wrong test could potentially affect the health of our customers."

Purity believes that gender equality mainstreaming should start not at the work place but with families. "Parents should ensure that their children have equal education opportunities. There is no way to seek gender equity when women do not have the required skills and training," she points out. Purity plans to pursue further education to advance her career. "I want to pursue a degree in analytical chemistry, and I look forward to reaching the level of a chief chemist in the future."

With KIWASH support, companies like GUWASCO have continued to overcome gender biases and improve opportunities for women. In the process, the company has developed a performance improvement plan which has helped the company improve its service delivery, while ensuring equal employment opportunities for women.

An improvement plan brings dividends to small water suppliers

Vincent Makaka (R), Area Manager of Tindinyo Water Scheme looking on in a pump house

Tindinyo Water Supply serves roughly 7,800 people in the hilly and rocky village of Tindinyo on the border of Kakamega and Nandi Counties. Started in 2010, the local utility struggled for years to serve its customers. But over the past two years, USAID's Kenya Integrated Water, Sanitation and Hygiene Project (KIWASH) has been working with Tindinyo Water Supply to improve operations and efficiency, increase the customer base and provide more people within the community with clean, reliable drinking water.

The utility's manager, Valentine, remembers the challenges Tindinyo Water Supply faced just two years ago: "Uncollected debts, high non-revenue water (or NRW, which is the difference between the volume of water that is supplied to customers and the amount tracked at water meters, usually due to leaks, theft, meter inaccuracies or billing errors), poor management and lack of consolidated customer data were crippling our operations," he says.

In 2018, KIWASH supported the utility as it developed a performance improvement plan (PIP) to serve as a roadmap to improve operations, customer relations and reach greater efficiency in water service.

"The initiative to develop the PIP has transformative. Any new connection now must be accompanied by a meter. We have done away with flat rates and this has greatly boosted our revenue. As a result, our metering ratio has increased from 80 percent to 97 percent and our revenue has increased from a monthly average of KES 150,000 to KES 350,000," says Valentine.

Guided by the PIP, the company has also introduced cashless payments and smart meter reading. "Our staff no longer handle cash which has helped curb corruption cases. The smart meter reading has also helped eliminate instances where meter readers would never do the actual reading but shared estimates."

Along with operations improvements, Tindinyo Water Supply's customer service has seen a dramatic turnaround. "We introduced a customer care number which is used for complaints, inquiries and even reporting bursts, leaks and other cases. As a result, our NRW has reduced from 50 percent to 38 percent, and our response time is now less than 24 hours. Happy customers mean more revenue," Valentine concludes proudly.

Transforming lives in rural areas

Elizabeth Bett fetching water from a water tap in her homestead

45-year-old Elizabeth Bett hails from Tindinyo Village which now gets clean and safe piped water from Tindinyo Water Supply. The mother of eight is a tea and livestock farmer. Prior to having piped water, her village relied on river water, wells and rain water collection. "Due to our high water demand within the homestead, my husband and I decided to dig a well. We used to drink untreated water from the well because we believed it was cleaner compared to the river. You know the river water is dirty because people bathe, wash clothes and animals drink from the same spot," Elizabeth says.

She used to fetch water from her well in the morning for domestic chores and watering her livestock. "It was very physically demanding because I had to fetch a couple of times to satisfy my animals," says Elizabeth.

During the long dry seasons, she had no option but to go with other women to the nearby village river two kilometers away. "There was no water in our well, so I had my children come with me to the river," she remembers. "At times, we also bought water from water vendors, but this option was so expensive, and the quality of water was questionable. But what other option did we have?" Elizabeth asks.

Tindinyo Water Supply recently expanded its coverage and reached Elizabeth's village. The company is among many that the Kenya Integrated, Water and Hygiene (KIWASH) project supports to expand water service and improve operations. For example, the company is now set up to bill via mobile devices. Elizabeth previously had to wait for her bill to be hand-delivered to her house or she walked to the company's offices to pay it. "The company has really improved how business is done. We pay our monthly bill via mobile money. This has helped us keep track of our use and have a record of our payments," she says.

As Elizabeth turns on the tap next to her house to prepare a meal, she remarks on the difference having piped water has made for her and her family, "We are grateful for the water because our savings from livestock keeping has increased. I am usually at peace when I travel knowing that there is piped water in my home."

ANNEX V: COUNTY ACTIVITY MAPS

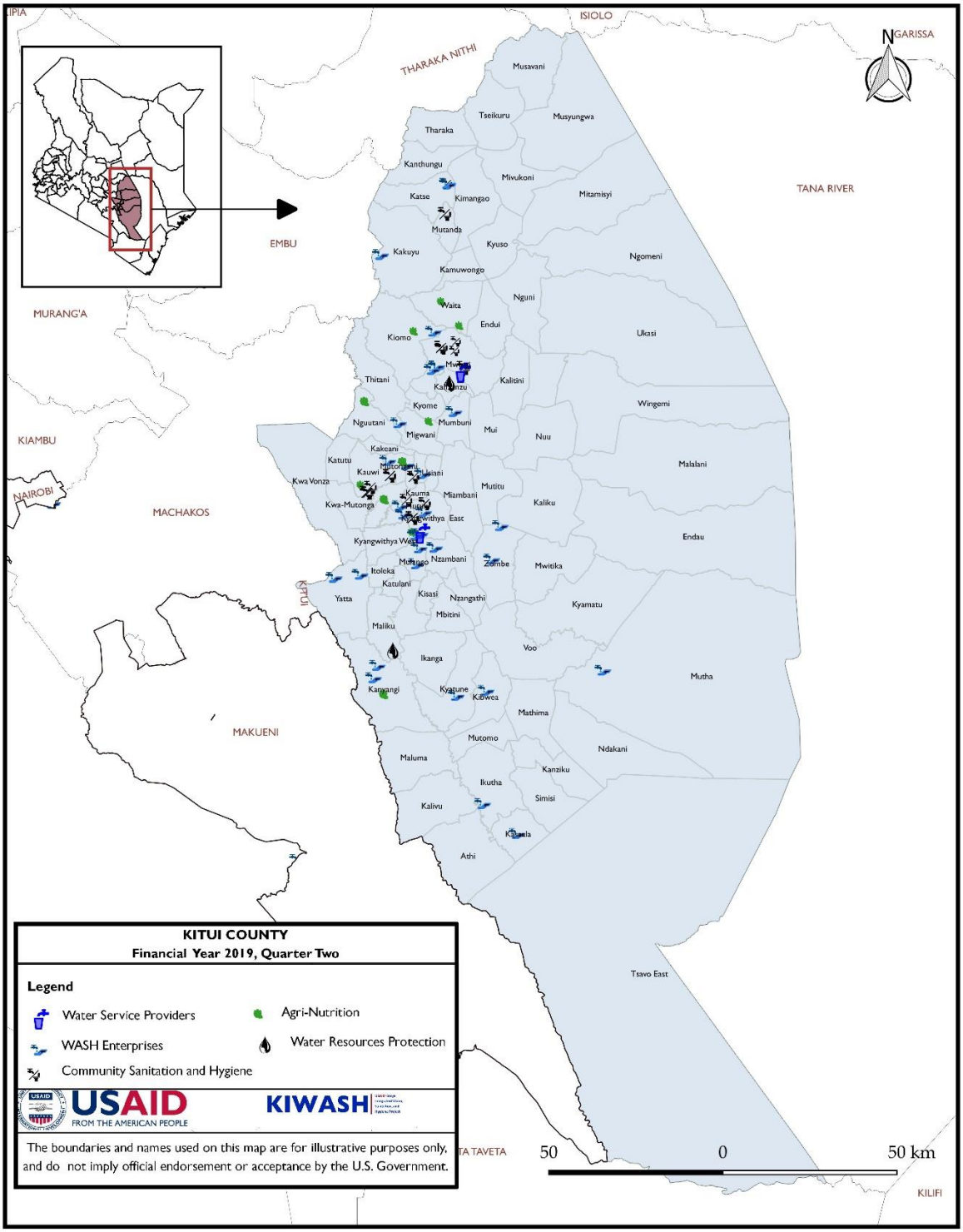

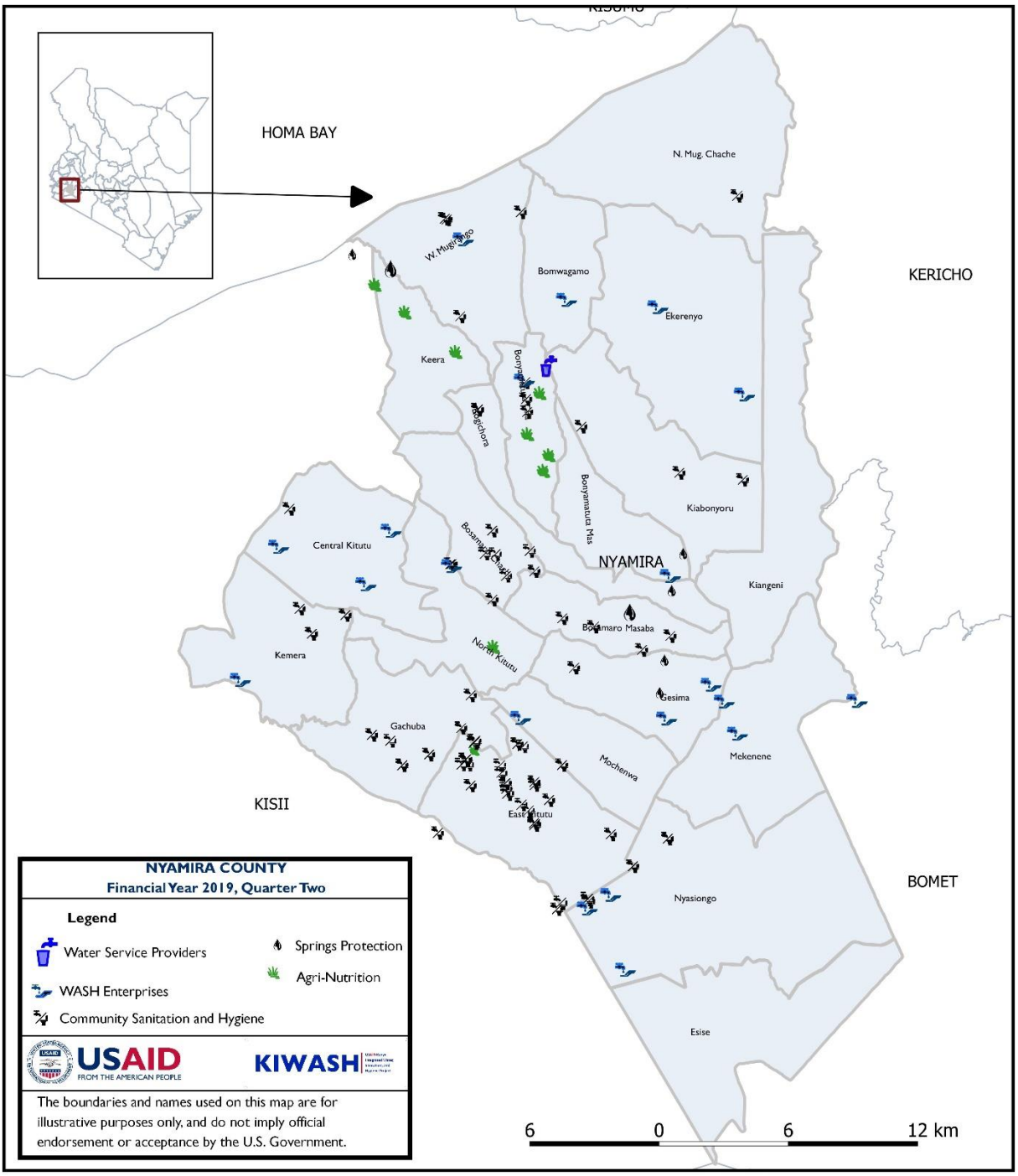
HOMA BAY
KERICHO
KISII
BOMET
NYAMIRA
N. Mug. Chache
W. Mugirango
Bomwagamo
Ekerenyo
Keera
Bonyamatuta Mas
Kiabonyoru
Central Kitutu
Kiangeni
Bogamaro Masaba
Kemera
Nyaramba Kitutu
Gesima
Gachuba
Mekenene
Mochenwa
East Kitutu
Nyasiongo
Esise
NYAMIRA COUNTY
Financial Year 2019, Quarter Two
Legend
Water Service Providers
Springs Protection
WASH Enterprises
Agri-Nutrition
Community Sanitation and Hygiene
USAID
FROM THE AMERICAN PEOPLE
KIWASH
The boundaries and names used on this map are for illustrative purposes only, and do not imply official endorsement or acceptance by the U.S. Government.
6 0 6 12 km

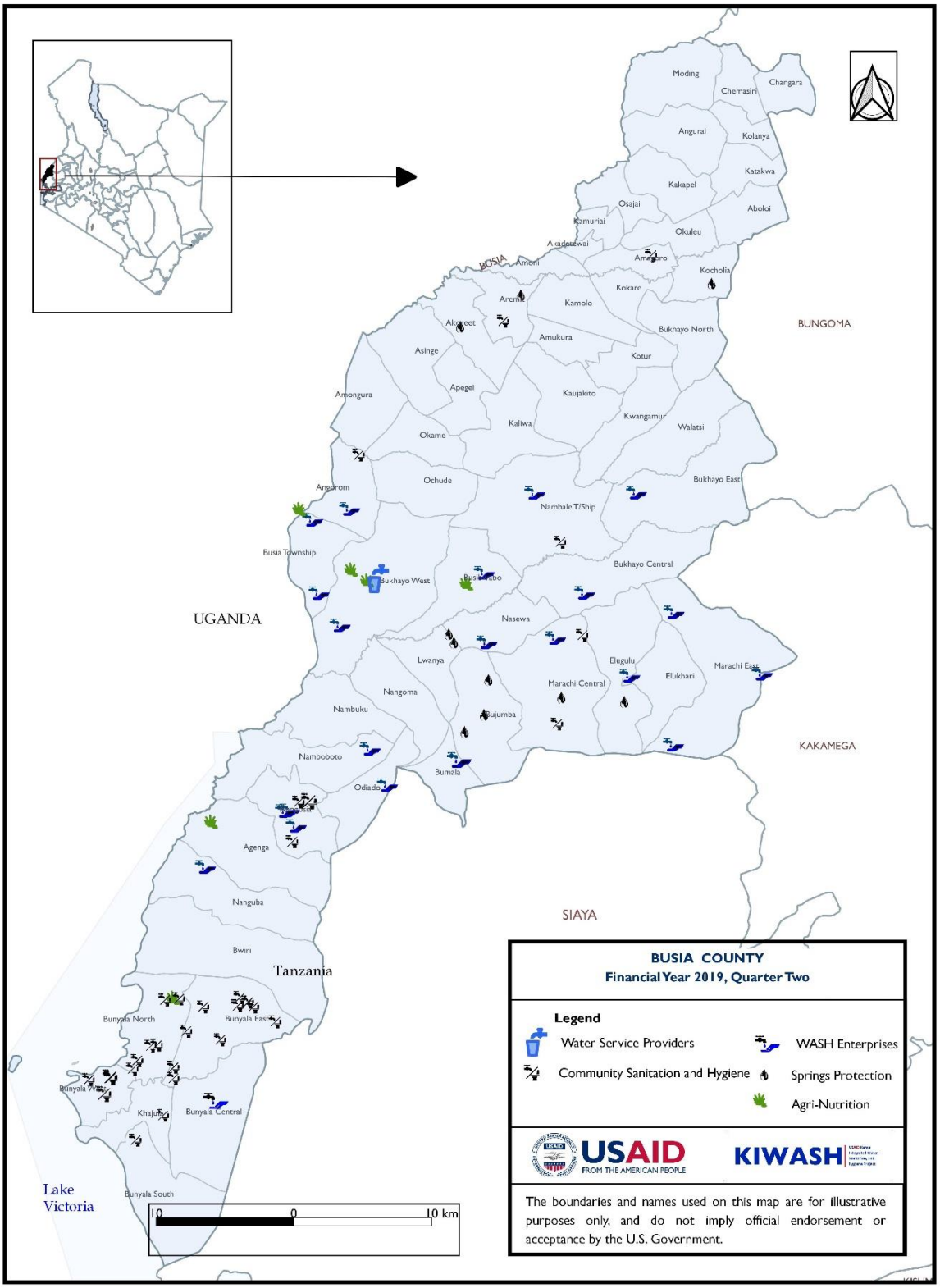
BUSIA COUNTY
Financial Year 2019, Quarter Two
Legend
Water Service Providers
WASH Enterprises
Community Sanitation and Hygiene
Springs Protection
Agri-Nutrition
USAID
FROM THE AMERICAN PEOPLE
KIWASH
The boundaries and names used on this map are for illustrative purposes only, and do not imply official endorsement or acceptance by the U.S. Government.
UGANDA
Tanzania
Lake Victoria
BUNGOMA
KAKAMEGA
SIAYA
BOSIA
Moding
Chemasiri
Changara
Angurai
Kolanya
Katakwa
Kakapel
Aboloi
Osajai
Kamuriai
Okuleu
Akadauwai
Amoni
Kocholia
Kokare
Kamolo
Bukhayo North
Amukura
Kotur
Asinge
Apegei
Kaujakito
Amongura
Kwangamur
Walatsi
Kaliwa
Okame
Ochude
Bukhayo East
Angorom
Nambale T/Ship
Busia Township
Bukhayo Central
Bukhayo West
Nasewa
Lwanya
Elugulu
Marachi East
Elukhari
Marachi Central
Nangoma
Nambuku
Bujumba
Namboboto
Bumala
Odiado
Ageng a
Nanguba
Bwiri
Bunyala North
Bunyala East
Bunyala West
Khajoni
Bunyala Central
Bunyala South
10 0 10 km

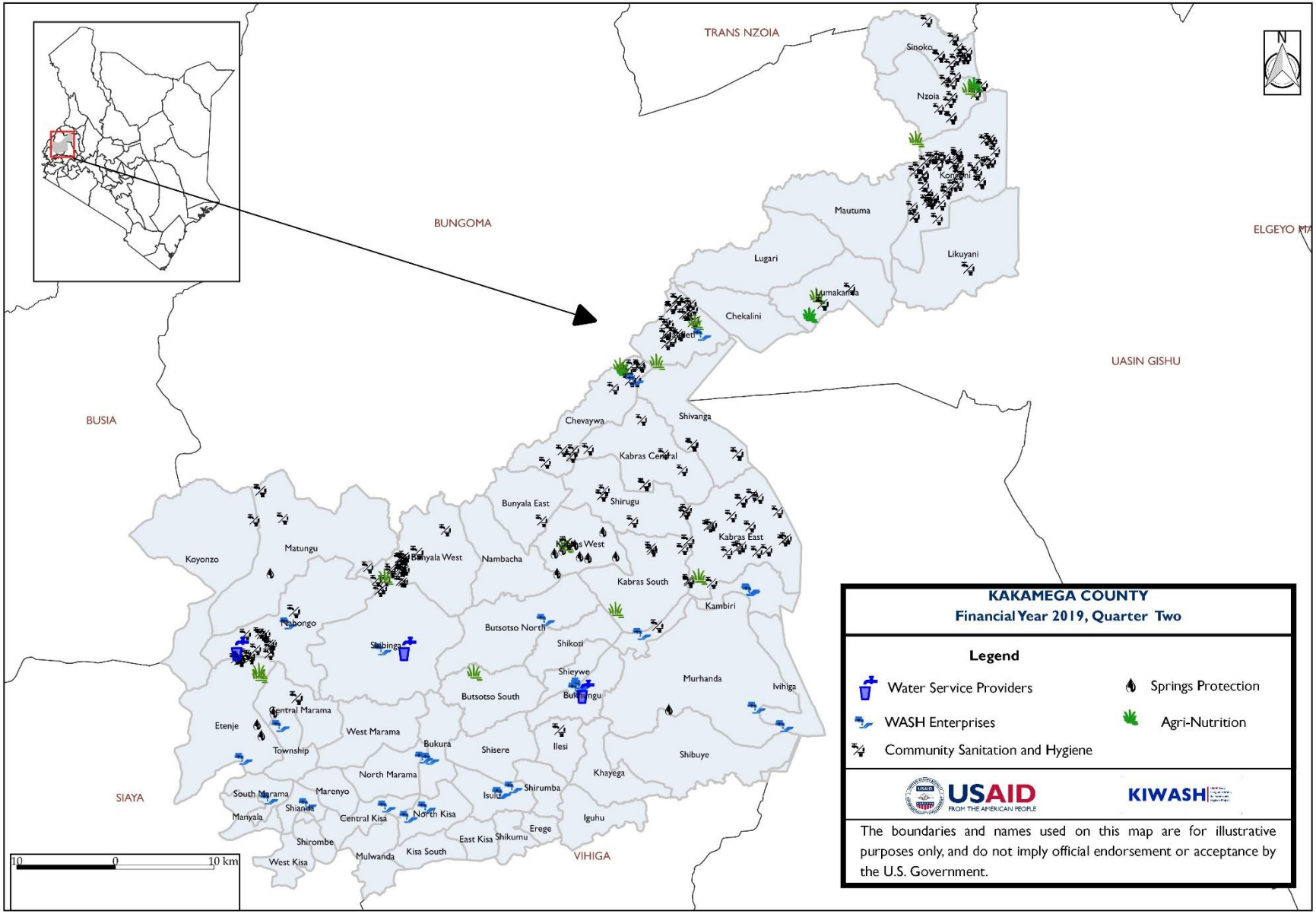
KAKAMEGA COUNTY
Financial Year 2019, Quarter Two
Legend
Water Service Providers
Springs Protection
WASH Enterprises
Agri-Nutrition
Community Sanitation and Hygiene
USAID
FROM THE AMERICAN PEOPLE
KIWASH
The boundaries and names used on this map are for illustrative purposes only, and do not imply official endorsement or acceptance by the U.S. Government.
TRANS NZOIA
BUNGOMA
BUSIA
SIAYA
VIHIGA
UASIN GISHU
ELGEYO MT
Sinoko
Nzoia
Mautuma
Lugari
Likuyani
Lumakanda
Chekalini
Chevaywa
Shivanga
Kabras Central
Bunyala East
Shirugu
Kabras East
Kabras West
Kabras South
Kambiri
Bunyala West
Nambacha
Matungu
Koyonzo
Butsotso North
Shikoti
Shibinga
Shieywe
Butsotso South
Murhanda
Ivihiga
Central Marama
Etenje
West Marama
Township
Bukura
Shisere
Ilesi
Shibuye
North Marama
Khayega
Isulu
Shirumba
South Marama
Marenyo
Shianda
Manyala
Central Kisa
North Kisa
Iguhu
Erege
East Kisa
Shikumu
Shirombe
Kisa South
Mulwanda
West Kisa
10 0 10 km

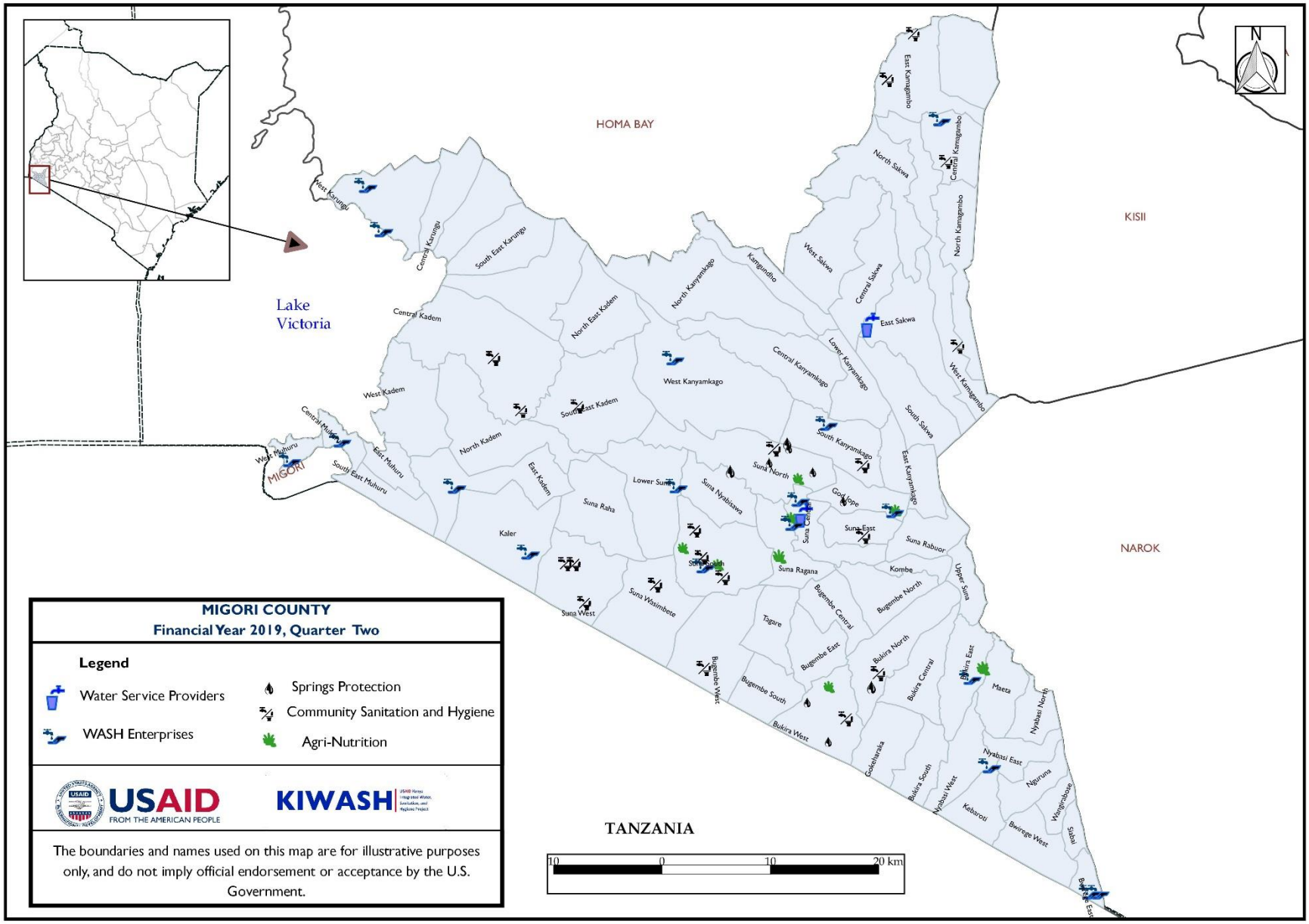
MIGORI COUNTY
Financial Year 2019, Quarter Two
Legend
Water Service Providers
WASH Enterprises
Springs Protection
Community Sanitation and Hygiene
Agri-Nutrition
USAID
FROM THE AMERICAN PEOPLE
KIWASH
The boundaries and names used on this map are for illustrative purposes only, and do not imply official endorsement or acceptance by the U.S. Government.
HOMA BAY
KISII
NAROK
TANZANIA
Lake Victoria
MIGORI
N
10 0 10 20 km
West Karungi
Central Karungi
South East Karungi
Central Kadem
West Kadem
North East Kadem
North Kanyamkago
Kamgindho
West Sakwa
Central Sakwa
East Sakwa
North Sakwa
East Kamagambo
Central Kamagambo
North Kamagambo
West Kamagambo
South Sakwa
Central Kanyamkago
Lower Kanyamkago
West Kanyamkago
South Kanyamkago
East Kanyamkago
South East Kadem
North Kadem
East Kadem
Central Muhuru
West Muhuru
East Muhuru
South East Muhuru
Kaler
Suna Raha
Lower Suna
Suna Nyabisawa
Suna North
Suna Central
Suna South
Suna West
Suna Wasimbete
Suna Ragana
Gokhope
Suna East
Suna Rabuor
Kombe
Upper Suna
Bugembe Central
Bugembe North
Tagare
Bugembe East
Bugembe West
Bugembe South
Bukira West
Bukira North
Bukira Central
Bukira East
Bukira South
Maeta
Nyabasi North
Nyabasi East
Nyabasi West
Ngiruna
Kebarotl
Bwirege West
Mangirabose
Sitabai
Bwirege East

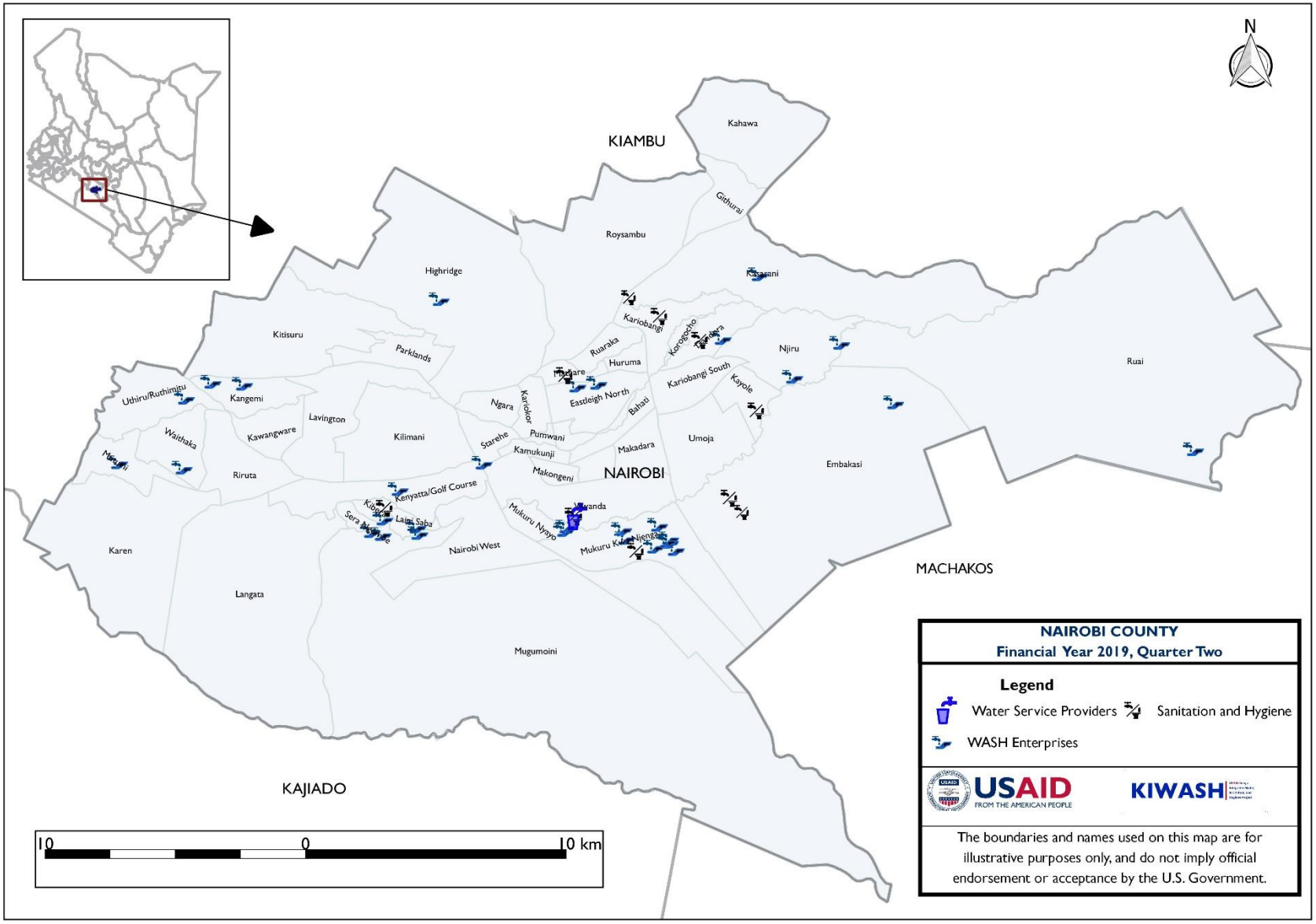
N
KIAMBU
Kahawa
Gidhurai
Roysambu
Highridge
Kasarani
Kariobangi
Korogocho
Ruaraka
Huruma
Njiru
Ruai
Kitisuru
Parklands
Mathare
Kariobangi South
Kayole
Uthiru/Ruthimitu
Kangemi
Ngara
Kariokor
Eastleigh North
Bahati
Lavington
Waithaka
Kawangware
Kilimani
Pumwani
Starehe
Kamukunji
Makadara
Umoja
Embakasi
Mutuini
Riruta
Makongeni
NAIROBI
Kenyatta/Golf Course
Kibera
Lang'ata
Sera Kibera
Mukuru Nyayo
Mukuru Kwa Njenga
Nairobi West
Karen
Langata
Mugumoini
MACHAKOS
KAJIADO
10
0
10 km
NAIROBI COUNTY
Financial Year 2019, Quarter Two
Legend
Water Service Providers
Sanitation and Hygiene
WASH Enterprises
USAID
FROM THE AMERICAN PEOPLE
KIWASH
The boundaries and names used on this map are for illustrative purposes only, and do not imply official endorsement or acceptance by the U.S. Government.

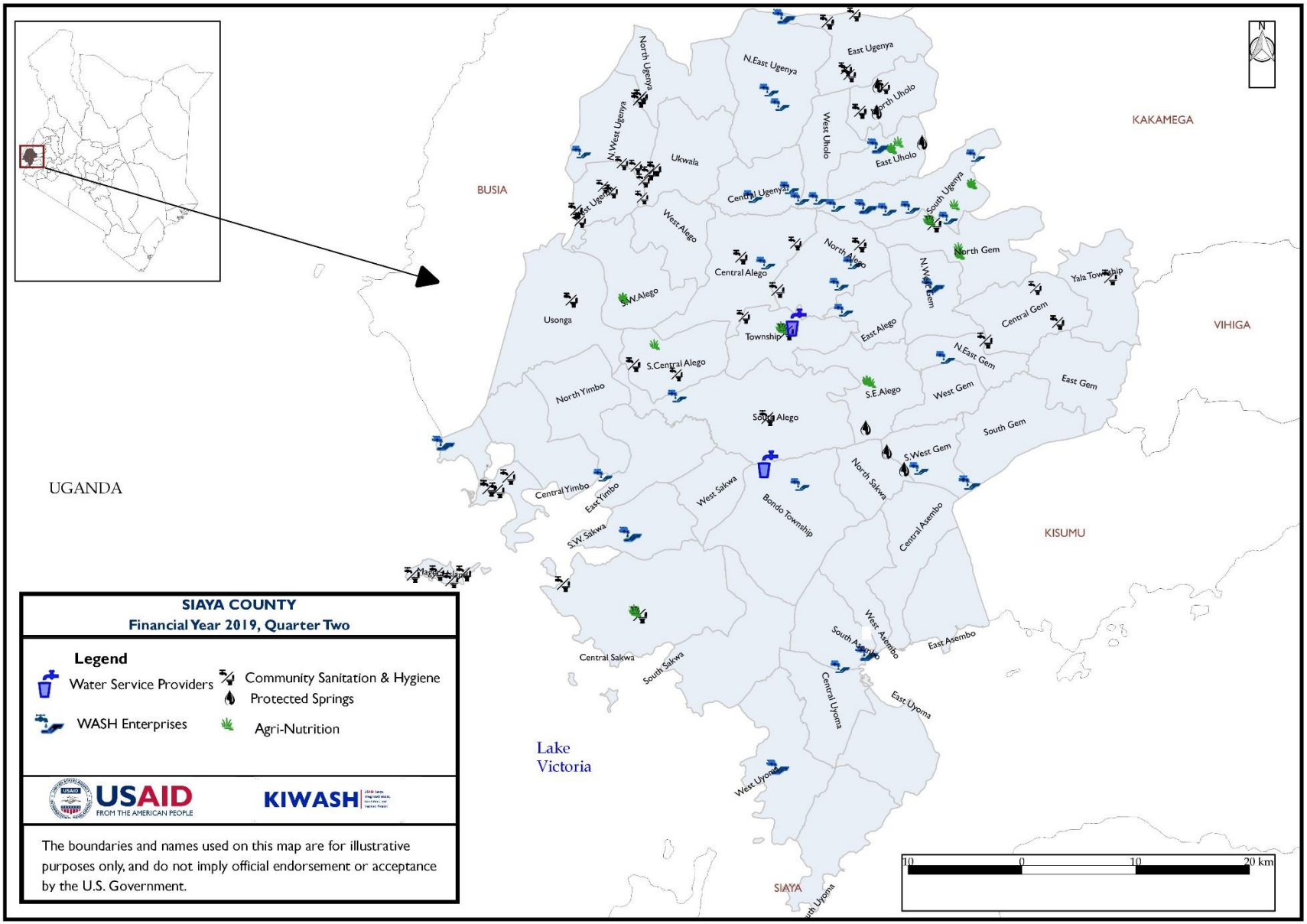
SIAYA COUNTY
Financial Year 2019, Quarter Two
Legend
Water Service Providers
Community Sanitation & Hygiene
Protected Springs
WASH Enterprises
Agri-Nutrition
USAID
FROM THE AMERICAN PEOPLE
KIWASH
The boundaries and names used on this map are for illustrative purposes only, and do not imply official endorsement or acceptance by the U.S. Government.
BUSIA
KAKAMEGA
VIHIGA
KISUMU
SIAYA
UGANDA
Lake Victoria
N.East Ugenya
East Ugenya
North Ugenya
N.West Ugenya
Ukwala
West Uholo
North Uholo
East Uholo
Central Ugenya
South Ugenya
West Alego
North Alego
Central Alego
N.West Gem
North Gem
Yala Township
S.W.Alego
Usonga
Township
East Alego
Central Gem
N.East Gem
S.Central Alego
North Yimbo
S.E.Alego
West Gem
East Gem
South Alego
South Gem
S.West Gem
North Sakwa
West Sakwa
Central Yimbo
East Yimbo
S.W.Sakwa
Bondo Township
Central Asembo
Central Sakwa
South Sakwa
West Asembo
South Asembo
East Asembo
Central Uyoma
East Uyoma
West Uyoma
10 0 10 20 km

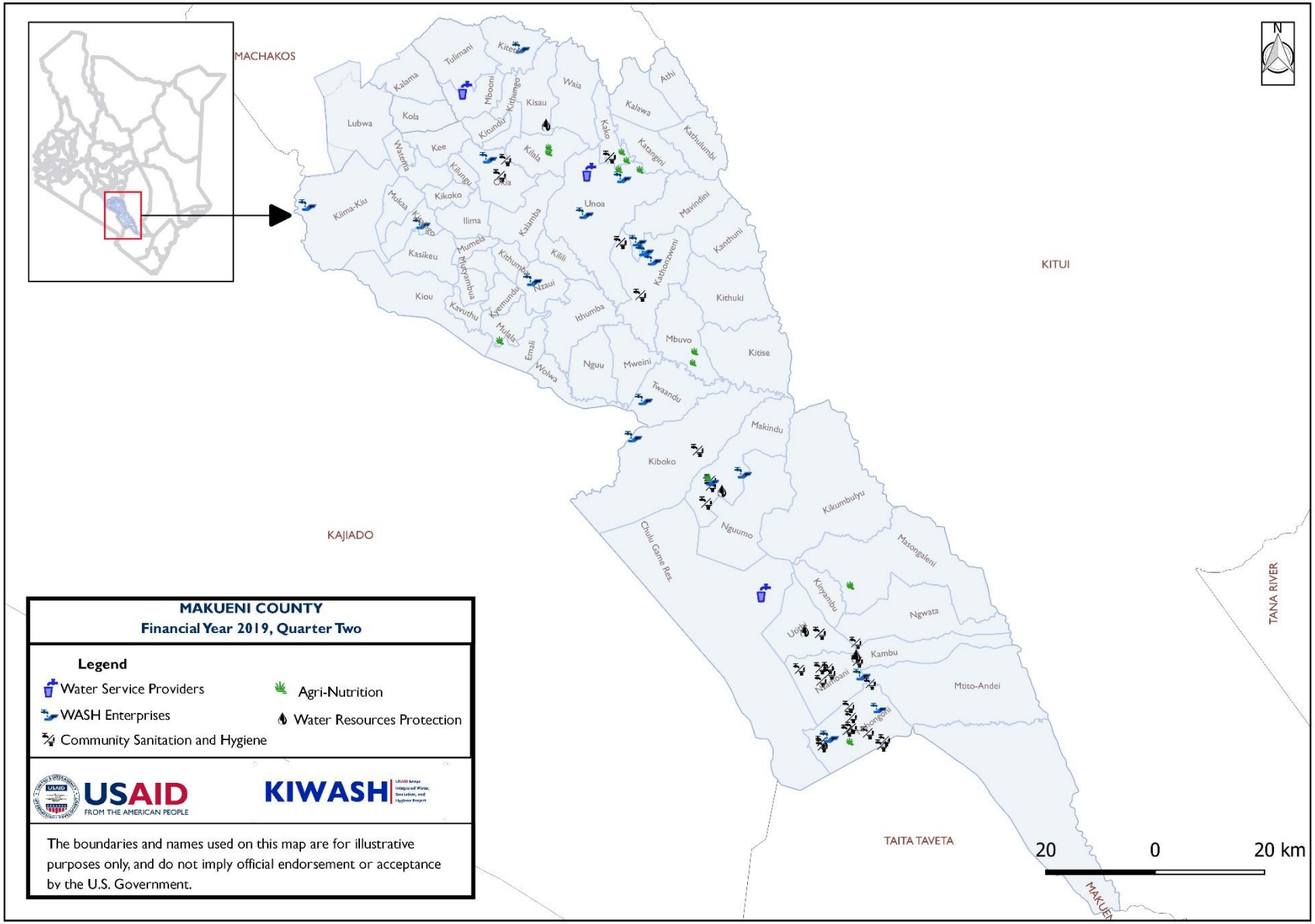
MACHAKOS
KITUI
KAJIADO
TAITA TAVETA
TANA RIVER
MAKUENI COUNTY
Financial Year 2019, Quarter Two
Legend
Water Service Providers
WASH Enterprises
Community Sanitation and Hygiene
Agri-Nutrition
Water Resources Protection
USAID
FROM THE AMERICAN PEOPLE
KIWASH
The boundaries and names used on this map are for illustrative purposes only, and do not imply official endorsement or acceptance by the U.S. Government.
20 0 20 km
N
Tulimani
Kiteta
Kalama
Mbooni
Kithungo
Kisau
Waia
Adhi
Kalawa
Kathulumbi
Lubwa
Kola
Kee
Kitundu
Kiima
Kako
Katangini
Wautia
Kilungu
Kikoko
Kiima-Kiu
Mukaa
Ilima
Kalamba
Unoa
Mavindini
Kasikeu
Mumela
Kithumba
Kilili
Kathonzweni
Kanthuni
Kiou
Mutyambua
Nzauí
Kyemundu
Kavuthu
Ithumba
Kithuki
Mulala
Emali
Mbuvo
Kitise
Wolwa
Nguu
Mweini
Twaandu
Makindu
Kiboko
Kikumbulyu
Nguumo
Chulu Game Rez.
Masongaleni
Kinyambu
Ngwata
Uo
Kambu
Nantulani
Mtito-Andei
Mtitongani

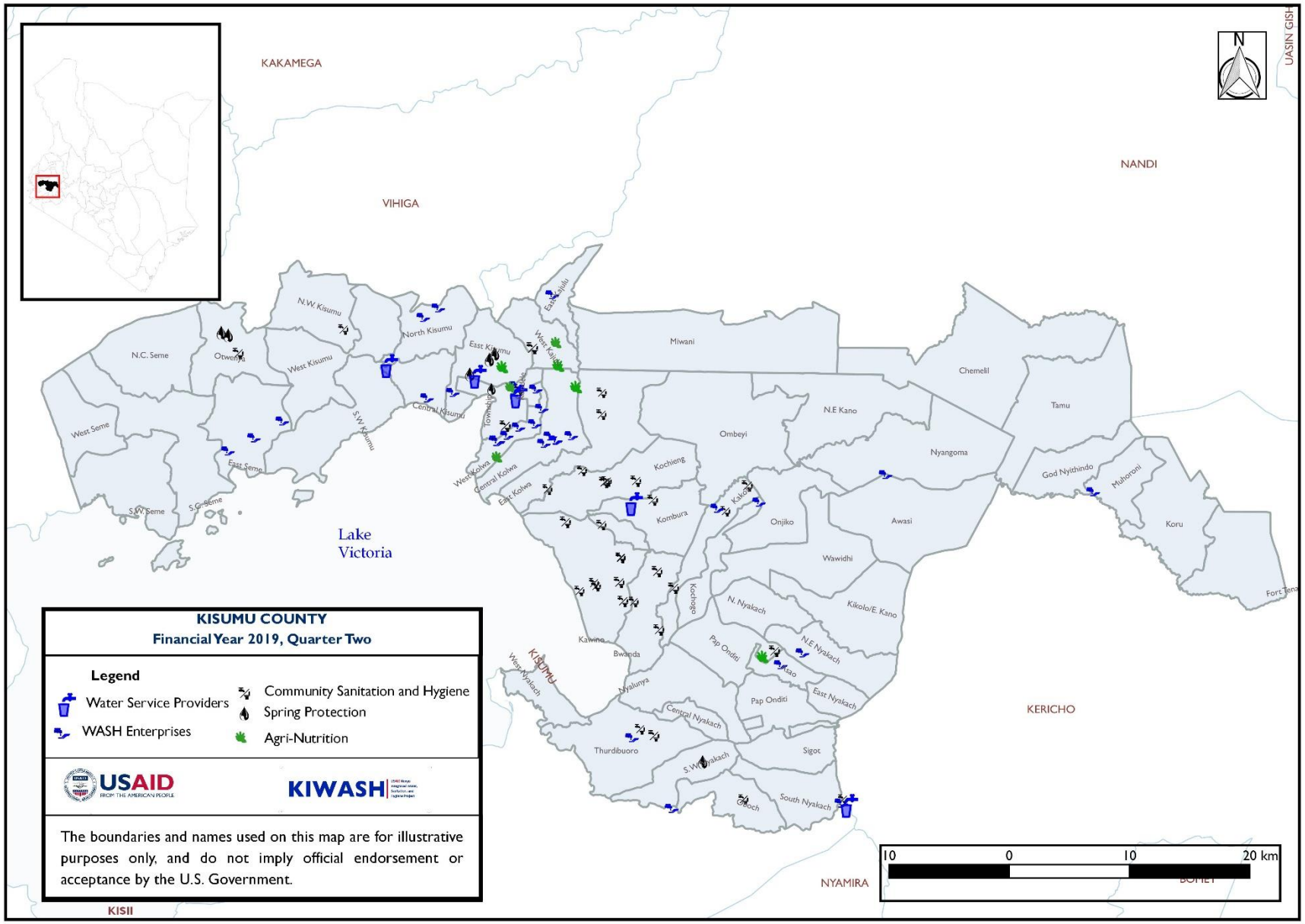
KISUMU COUNTY
Financial Year 2019, Quarter Two
Legend
Water Service Providers
WASH Enterprises
Community Sanitation and Hygiene
Spring Protection
Agri-Nutrition
USAID
FROM THE AMERICAN PEOPLE
KIWASH
The boundaries and names used on this map are for illustrative purposes only, and do not imply official endorsement or acceptance by the U.S. Government.
KAKAMEGA
VIHIGA
NANDI
KERICHO
NYAMIRA
KISII
Lake Victoria
N
N.W Kisumu
North Kisumu
N.C. Seme
Otwenja
West Kisumu
East Kisumu
West Kajulu
East Kajulu
Miwani
Chemelil
Tamu
N.E Kano
Ombeyi
Nyangoma
West Seme
S.W Kisumu
Central Kisumu
Township
East Seme
West Kolwa
Central Kolwa
East Kolwa
Kochieng
Kombura
Kakola
Onjiko
Awasi
God Nyithindo
Muhoroni
Koru
S.W. Seme
S.C. Seme
Wawidhi
Kochogo
N. Nyakach
Kikolo/E. Kano
Kaiwito
Bwanda
Pap Onditi
N.E Nyakach
Kisumu
West Nyakach
Nyalunya
Kisao
East Nyakach
Central Nyakach
Thurdibuoro
S.W Nyakach
Sigot
Muoch
South Nyakach
10
0
10
20 km

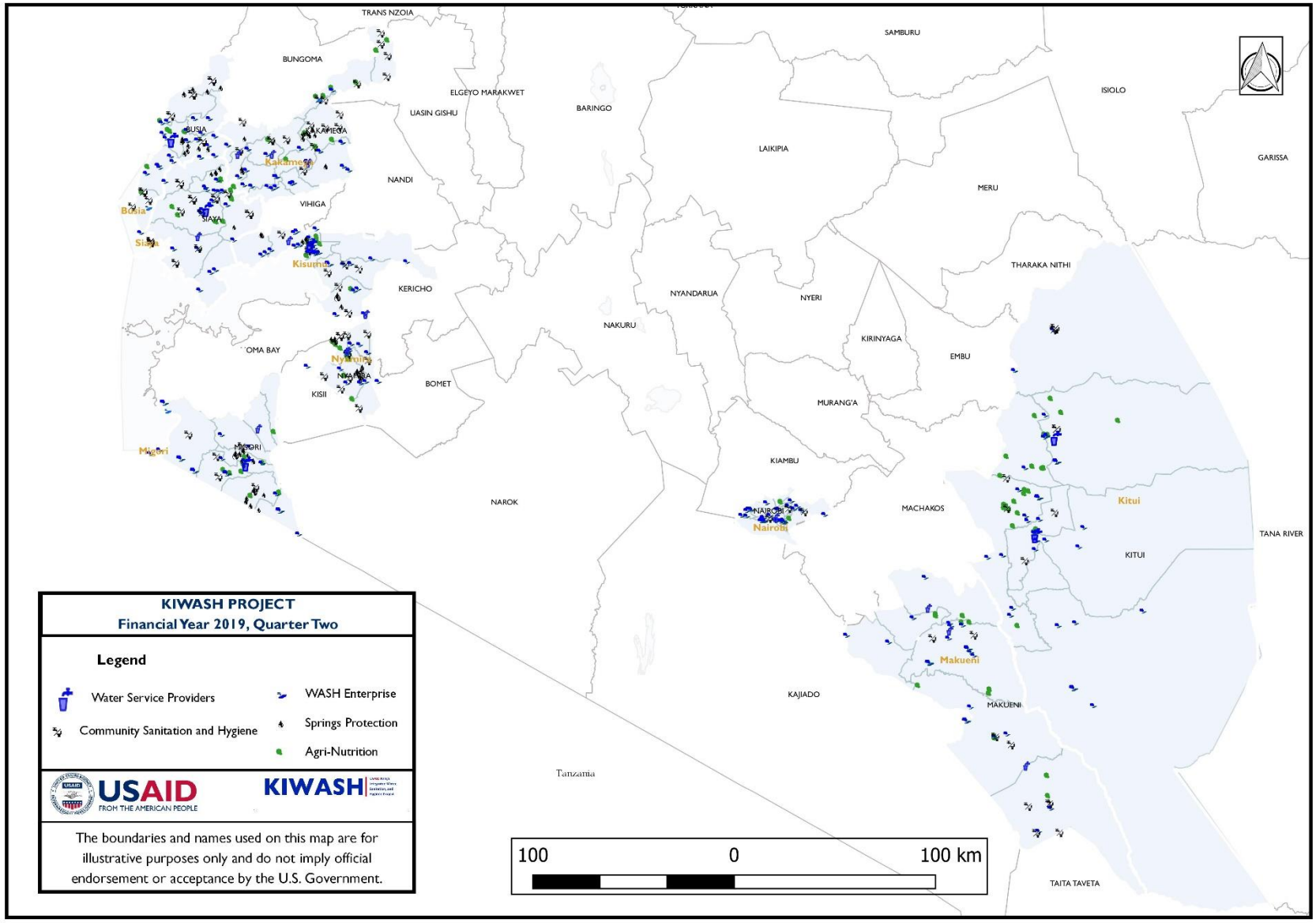
KIWASH PROJECT
Financial Year 2019, Quarter Two
Legend
Water Service Providers
Community Sanitation and Hygiene
WASH Enterprise
Springs Protection
Agri-Nutrition
USAID
FROM THE AMERICAN PEOPLE
KIWASH
The boundaries and names used on this map are for illustrative purposes only and do not imply official endorsement or acceptance by the U.S. Government.
100
0
100 km
TRANS NZOIA
BUNGOMA
ELGEYO MARAKWET
UASIN GISHU
BARINGO
SAMBURU
ISIOLO
GARISSA
LAIKIPIA
MERU
NANDI
VIHIGA
KERICHO
NYANDARUA
NYERI
THARAKA NITHI
NAKURU
KIRINYAGA
EMBU
OMA BAY
KISII
BOMET
MURANG'A
KIAMBU
NAROK
MACHAKOS
KITUI
TANA RIVER
KAJIADO
MAKUENI
TAITA TAVETA
Tanzania
Busia
Siaya
Kakamega
Kisumu
Nyamira
Migori
Kitui
Nairobi
Makueni

ANNEX VI: LIST OF DELIVERABLE PRODUCTS

No.	Title	Date Submitted	Status
1	Contract Performance Monitoring Plan	October 28, 2015	Approved
2	Branding Implementation and Marking Plan	October 28, 2015	Approved
3	Annual Work Plan	November 28, 2015	Approved
4	Annual Performance Monitoring Plan	November 28, 2015	Approved
5	Process for Engagement	November 28, 2015	Approved
6	Coordination Plan	November 28, 2015	Approved
7	Environmental Mitigation and Monitoring Plan	November 28, 2015	Approved
8	Construction Plan	November 28, 2015	Approved
9	Procurement Plan	November 28, 2015	Approved
10	Grants Project Plan	November 28, 2015	Approved
11	Monitoring and Evaluation Plan	December 28, 2015	Approved
12	Gender Equality & Women's Empowerment Plan	December 28, 2015	Approved