REPUBLIC OF KENYA

COUNTY GOVERNMENT OF NYANDARUA

THE SOCIO-ECONOMIC TRANSFORMATIVE AGENDA FOR NYANDARUA COUNTY

NYANDARUA COUNTY INTEGRATED
DEVELOPMENT PLAN (CIDP2)

2018-2022

Published by
THE COUNTY GOVERNMENT OF NYANDARUA
P.O Box 701 – 20303 Ol'Kalou
Tel:(+254) 0792735720, 0792735736
Fax: 020 2660858
Email: info@nyandarua.go.ke

© **THE COUNTY GOVERNMENT OF NYANDARUA**

All rights reserved. No part of this book may be reproduced, stored in a retrieval system, or transcribed, in any form or by any means, electronic, mechanical, photocopying, recording or otherwise, without the prior written permission of the publisher.

First published 2018

Printed by:
KENYA LITERATURE BUREAU
Publishing and Printing for YOU

P. O. Box 30022-00100, Nairobi
Email: info@klb.co.ke
Website: www.klb.co.ke

Table of Contents

LIST OF TABLES ix
LIST OF FIGURES xi
LIST OF MAPS xii
ABBREVIATIONS AND ACRONYMS xiii
GLOSSARY OF COMMONLY USED TERMS xvi
VISION AND MISSION STATEMENT xix
FOREWORD xxi
ACKNOWLEDGEMENT xxv
EXECUTIVE SUMMARY xxvii

CHAPTER ONE: GENERAL INFORMATION 1

1.1 County Overview 1
1.1.1 Nyandarua County in the East African Context 1
1.1.2 Nyandarua County in the National Context 1
1.1.5 Nyandarua County in the Local Context 3

1.2 Physiographic and Natural Conditions 4
1.2.1 Physical and Topographic Features 4
1.2.2 Ecological Conditions 5
1.2.3 Climatic Conditions 5

1.3 Administrative and Political Units 6
1.3.1 Administrative Sub-division 6
1.3.2 Political Units (Constituencies, electoral Wards) 7

1.4 Demographic Features 8
1.4.1 Population Size and Composition 8
1.4. 2 Population Density and Distribution 11
1.4.3 Population Projection for Special Age Groups 11
1.4.4 Population of Persons with Disabilities 14
1.4.5 Demographic Dividend 14
1.4.6 Demographic Characteristics 16

1.5 Human Development approach 17

1.6 Infrastructure Development 18

1.6.1 Infrastructure Facilities....18
1.6.2 Information, Communications Technology 21
1.6.3 Energy Access 22
1.6.4 Housing 23

1.7 Land and Land Use 24

1.7.1 Land Ownership Categories/Classification 24
1.7.2. Incidence of Landlessness 24
1.7.3 Settlement Patterns 24
1.7.4 Type and Size of Land 25

1.8 Employment 26

1.8.1. Labour Force by Sector 26
1.8.2 Unemployment Levels 26

1.9 Irrigation Infrastructure and Schemes 26

1.10 Crop, Livestock, Fish Production 27

1.10.1 Main Livestock and Crop Protection 27
1.10.2 Acreage Under Food and Cash Crops 28
1.10.3 Average Farm Sizes 28
1.10.4 Main Storage Facilities 28
1.10.5 Agricultural Extension, Training, Research and Information Services 28
1.10.6. Main Livestock Breeds and Facilities 28
1.10.7 Ranching 29
1.10.8 Apiculture (Bee Keeping)....29

1.11 Oil and Other Mineral Resources 29

1.12 Tourism and Wildlife 29

1.12.1 Main Tourist Attractions and Activities....29
1.12.2 Classified/Major Hotels....29
1.12.3 Main Wildlife 29
1.12.4 Wildlife Conservation Area 30
1.12.5 Total Number of Tourists Visiting Attraction Sites Annually....30

1.13 Industry and Trade 30

1.13.1 Markets....30
1.13.2 Industrial Parks (including Jua Kali sheds)....30
1.13.3 Major Industry 31
1.13.4 Types and number of businesses 31

1.14 Forestry and Agroforestry and Value Addition....32
1.14.1 Main Forest Types and Size of Forests (Gazetted and Un-gazetted Forests)....32
1.14.2 Main Forest Products: Gazetted and Un-gazetted forests....32
1.14.3 Agroforestry....32
1.14.4 Value Chain Development of Forestry Products....33
1.15 Financial Services....34
1.15.1 Banking and Other Financial Institutions....34
1.15.2 Distribution/Coverage of Financial Services by Sub-County....34
1.16 Environment and Climate Change....35
1.16.1 Major Degraded Areas/Hotspots and Contributors to Environmental Degradation....35
1.16.2 Environmental Threats....35
1.16.3 High Spatial and Temporal Variability of Rainfall....35
1.16.5 Solid Waste Management Facilities....36
1.16.6 Climate Change Mitigation Measures and Adaptation Strategies....36
1.17 Water and Sanitation....37
1.17.1 Water Resources and Quality....37
1.17.2 Water Resources Management....37
1.17.3 Water Sources and Access....37
1.17.4 Sanitation....37
1.18 Health Access and Nutrition....38
1.18.1 Health Access....38
1.18.2 Morbidity: Five most common diseases in order of prevalence....40
1.18.3 Nutritional Status....41
1.18.4 Immunization coverage....41
1.18.5 Maternal health care....41
1.18.6 Access to family planning services/Contraceptive prevalence....42
1.18.7 HIV and AIDS prevalence rates and related services....42
1.19 Education, Skills, Literacy and Infrastructure....42
1.19.1 Pre-School Education (Early Childhood Development Education)....42
1.19.2 Primary Education....43
1.19.3 Youth polytechnics....43
1.19.4 Secondary Education....43
1.19.5 Tertiary Education....44
1.19.6 Adult and continuing Education....44
1.19.7 Museums, Heritage and Culture....44
1.19.8 Libraries/ information documentation centres /citizen service charters....45

1.20. Sports, youth and arts 45
1.20.1 Sports and sporting Facilities 45
1.20.2 Youth development.....46
1.20.3 Arts development.....46
1.21 Community Organizations/ Non-State Actors.....46
1.21.1 Public Benefit Organizations.....46
1.21.2 Development Partners 47
1.22 Security, Law and Order 47
1.22.1 Number of police stations and posts by Sub-County 47
1.22.2 Types, trends and crime prone areas 50
1.22.4 Prisons and probation services 51
1.22.5 Number of public prosecution offices 52
1.22.6 Number of prosecutions over the years 52
1.22.7 Community policing activities 53
1.22.8 Immigration facilities 54
1.23 Social Protection 54
1.23.1Number of Orphans and Vulnerable children (OVCs) 54
1.23.2 Cases of Street children 54
1.23.3Child care facilities and Institutions by Sub-County 54

CHAPTER TWO: LINKAGES WITH VISION 2030 AND OTHER PLANS 57
2.0 Overview 57
2.1 Linkage of the CIDP2 with the Vision 2030 and Medium-Term Plan III.....
.....57
2.2 Linkage with the Kenya Constitution, 2010 and the Public Finance Management Act, 2012 . 58
2.3 Linkage with Sector Plans, Urban and City Plans 59
2.4 Linkage of CIDP with Climate Change.....60
2.5 Linkage of CIDP with African Union Agenda, 2063 61
2.6 Linkage with Manifestos 62
2.7 Status of implementation of the SDGs at the County Level 64
2.7.1 Goal 1: End Poverty in all its Forms Everywhere.....65
2.7.2 Goal 2: Zero Hunger 65
2.7.3 Goal 3: Ensure Healthy Lives and Promote Well-Being for all at all Ages 65
2.7.4 Goal 4. Quality Education.....66
2.7.5 Goal 5: Gender Equality 67
2.7.6 Goal 6: Clean Water and Sanitation 67

2.7.7 Goal 7: Affordable and Clean Energy for All 67
2.7.8 Goal 8: Decent work and Economic Growth 68
2.7.9 Goal 9: Industry, Innovation and Infrastructure 68
2.7.10 Goal 10: Reduced Inequality 69
2.7.11 Goal 11: Sustainable Cities and Communities 69
2.7.12 Goal 12: Ensure Sustainable Consumption and Production Patterns 70
2.7.13 Goal 13: Climate Action 70
2.7.14 Goal 14: Life below Water 70
2.7.15 Goal 15: Life on Land 70
2.7.16 Goal 16: Peace, Justice and Strong Institutions 71
2.7.17 Goal 17: Partnership for the Goals 71

CHAPTER THREE: REVIEW OF IMPLEMENTATION OF CIDP FOR 2013-2017 73

3.1 Overview 73

3.2 Status of Implementation of the Previous CIDP 73

3.2.1 Analysis of the County Revenue Streams (the budgeted versus actual). 73
3.2.3 Summary of achievements versus planned.. 76

3.3 Challenges in implementing the Plan, 2013-2017 88

3.4 Lessons learnt and recommendations for 2018-2022 90

CHAPTER FOUR: COUNTY DEVELOPMENT PRIORITIES AND STRATEGIES 93

4.1 Introduction 93

4.2 Spatial Development Framework 93

4.3 Natural Resource Assessment 98

4.4 Development Priorities and Strategies 100

4.4.1 Rapid Results Initiatives 100
4.4.2 Flagship Projects 101
4.4.3 Other Projects and Programs 104

4.5 Cross Cutting Issues 270

CHAPTER FIVE: IMPLEMENTATION FRAMEWORK 275

5.1 Introduction.....275

5.2 Institutional Framework 275

5.3 Resource Requirements by Sector.....277

5.4 The Resource Mobilization Framework.....277

5.5 Estimated Resource Gap and measures of addressing it 279

CHAPTER SIX: MONITORING AND EVALUATION FRAMEWORK 281

6.1 Introduction 281

6.2 Institutional Framework for Monitoring and Evaluation.....281

6.3 Data collection, Analysis, and Reporting 283

6.4 M&E Outcome Indicators 285

ANNEX I: Rapid Results Initiatives..... 286

ANNEX II: Summary of M&E Outcome Indicators 319

ANNEX III: Implementation Matrix 329

ANNEX IV: Governance Excellence Model 460

ANNEX V: County Urban Institutional Development Strategy 475

LIST OF TABLES

Table 1.1: Rainfall in Selected Centres in Nyandarua County 6
Table 1.2: Area of the County by Sub –Counties and wards 7
Table 1.3: County's Electoral Wards by Constituency..... 7
Table 1.4: Nyandarua County Population per Sub-County, 2009 8
Table 1.5: Population Projections by Age Cohort..... 9
Table 1.6: Population Projections by urban centres..... 10
Table 1.7: Population Distribution and Density by Sub County..... 11
Table 1.8: Population projections for selected age groups..... 12
Table 1.10: People living with disabilities by type, sex and age 14
Table 1.11: Nyandarua county population dividend projection 15
Table 1.12: Road Length by Surface Condition 19
Table 1.13: Road Classes and Respective Lengths 19
Table 1.14: Nyandarua county Roads Classification 19
Table 1.15: Nyandarua Road Accessibility Index 20
Table1.16: Terminal Facilities in Nyandarua County 20
Table 1.17: Anticipated functions (urban areas and cities Act)..... 24
Table 1.18: Mean Agricultural Land Holding per sub county 24
Table 1.19 : Land Use Patterns 25
Table 1.20: main livestock products 27
Table 1.21: Main crops produced 27
Table 1.22: Animal population and projections 28
Table 1.23: Potential Industries in Nyandarua 31
Table 1.24: Licensed Businesses by Category, 2014 32
Table 1.25: Cooperative Societies and Membership, 2017..... 35
Table 1.26: Distribution of Available Health Personnel 39
Table 1.27: Prevalence of common diseases in the county 40
Table 1.28: Libraries and County Information Centres distribution..... 45
Table 1.29: Sports facilities in Nyandarua..... 46
Table 1.30: Development Partners..... 47
Table 1.31: Administration Police stations by Sub County 47
Table 1.32: Kenya Police stations by sub-county 50
Table 1.33: Crime prone areas in the county 50
Table 1.34: Casework referral..... 51

Table 1.35: Orders made 52
Table 1.36: Convicted Prisoners by Sex and Type of Offences, 2014 52
Table 1.37: Charitable Children Institutions 54
Table 1.38: Pobation office staff establishment 54
Table 3.1: Budget and Resource Availability in Kshs. 74
Table 3.2: County Expenditure (budgeted and actual) by sector/subsector 75
Table 3.3: Summary of key achievements versus planned targets. 76
Table 3.4: Status on resolution of challenges 90
Table 4.1: Potential Growth Areas 93
Table 4.2: Natural Resource Assessment 98
Table 4.3: Flagship Programs (CIDP2, 2018-2022) By Sector 101
Table 5.1: Estimated CIDP2 cost projections in Kshs millions 277
Table 5.2: Revenue Projections in Kshs Millions 278

LIST OF FIGURES

Figure 1.1: Nyandarua Age Cohort Projection Pyramid, 2018 9
Figure 5.1: Institutional Framework 276
Figure 6.1: M & E Institutional framework 282

LIST OF MAPS

MAP 1.1: Nyandarua County; National Context 2
MAP 1.2: Regional Context of Nyandarua County 3
MAP 1.3: Local Context of Nyandarua County 4

ABBREVIATIONS AND ACRONYMS

AFC	Agricultural Finance Corporation
AFD	Agency for French Development
AHITI	Animal Health and Industry Training Institute
AIDS	Acquired Immune Deficiency Syndrome
AMS	Agricultural Mechanisation Services
ARV	Anti-Retroviral (Treatment)
ASDP	Agribusiness Supplier Development Programme
AWPB	Annual Work Plan and Budget
BCC	Behavioural Communication Change
BOT	Build Operate and Transfer
BPO	Business Process Outsourcing
CADP	County Annual Development Plan
CAP	Community Action Plan
CBHIS	Community Based Health Interventions
CBO	Community Based Organisation
CCI	Charitable Children Institutions
CDF	Constituency Development Fund
CEISP	Community Empowerment Institutional Support Programme
CFA	Community Forests Association
CGON	County Government of Nyandarua
CHC	Community Health Centre
CHEW	Community Health Extension Workers
CHMIS	Community Health Information System
CHUS	Community Health Units
CHW	Community Health Worker
CIDC	County Industrial Development Centre
CIDP	County Integrated Development Plan
CIMES	County Integrated Monitoring and Evaluation System
CLRCS	Community Learning Resource Centre
CSO	Civil Society Organisation
CTP	Cash Transfer Programme

DRR	Disaster Risk Reduction
ECD	Early Childhood Development
EIA	Environmental Impact Assessment
EMCA	Environment Management Coordination Act
FBO	Faith Based Organisation
FOSA	Front Office Services Activity
GIS	Geographic Information System
HDI	Human Development Index
HDR	Human Development Report
HIV	Human Immunodeficiency Virus
ICT	Information Communication Technology
IFMIS	Integrated Financial Management Information System
KEMSA	Kenya Medical Supplies Agency
KEPHIS	Kenya Plant Health Inspectorate Services
KERRA	Kenya Rural Roads Authority
KFS	Kenya Forestry Service
KIHBS	Kenya Household Baseline Surveys
KNBS	Kenya National Bureau of Statistics
KSH.	Kenya Shilling
KTBH	Kenya Top Bar Hive
KWFT	Kenya Women Finance Trust
KWS	Kenya Wildlife Service
LEP	Livestock Extension Programme
M&E	Monitoring and Evaluation
MDGs	Millennium Development Goals
MODP	Ministry of Devolution and Planning
MSE	Micro and Small Enterprises
MTEF	Medium Term Expenditure Framework
MTP	Medium Term Plan
MYWO	Maendeleo Ya Wanawake Organisation
NCPB	National Cereals Produce Board
NEMA	National Environment Management Authority
NGOS	Non-Governmental Organisations
NHDR	National Human Development Report
NIMES	National Integrated Monitoring System

OPCT	Older Persons Cash Transfer
OVC	Orphaned and Vulnerable Children
PFMA	Public Finance Management Act
PLWHA	Persons Living with HIV and AIDS
PMC	Project Management Committee
PPP	Public Private Partnerships
PRA	Participatory Rural Appraisal
PWD	Persons with Disability
SACCO	Savings and Credit Co-operative Organisation
SDG	Sustainable Development Goal
SHOMAP	Small Holder Marketing Programme
UNDP	United Nations Development Programme
WARMA	Water Resources Management Authority
WARUA	Water Resource Users Association

GLOSSARY OF COMMONLY USED TERMS

1. **Monitoring:** Monitoring is the process of collecting, analysing and reporting data on a project or programme's inputs, activities, outputs, outcomes and impacts, as well as external factors to track whether actual investment programme results are being achieved. These data, when analysed, pinpoint progress or constraints as early as possible, allowing managers to adjust project or programme activities as needed. Monitoring aims to provide managers, decision makers and other stakeholders with regular feedback on progress in the implementation of activities specified in the development plans.

2. **Evaluation:** Evaluation is a systematic and objective assessment of an ongoing or completed project, programme or policy, its design, implementation and results. An evaluation determines the relevance and fulfilment of objectives, efficiency, effectiveness, impact and sustainability.

Evaluation is linked to monitoring. Monitoring provides the basis for evaluation, which involves answering two questions: "Has the project or programme activity met its objectives?" and "What accounts for its level of performance?" Evaluation tells managers whether project/programme activities are moving toward or away from project/programme objective or management goals, and why. It provides lessons learnt and recommendations for future improvements.

3. **Indicators:** An indicator is a measure that can be used to monitor or evaluate an intervention.

Indicators can be quantitative (derived from measurements associated with the intervention) or qualitative (entailing verbal feedback from beneficiaries).

4. **Performance vs. Impact Indicators:** Project or programme monitoring and evaluation involves two kinds of indicators: implementation performance indicators (project/programme inputs and outputs) and project impact indicators (achievement of objectives in relation to socio-economic development). Implementation performance indicators measure the progress in securing project inputs and delivering project outputs against set targets, while project impact indicators measure the consequence (the "So what") of implementation.

5. As will be observed in a subsequent section of this document, M&E revolves around a number of other key elements:

(a) **Inputs:** Inputs are all the resources that contribute to the production of service delivery outputs. Inputs are "what we use to do the work". They include finances, personnel, equipment.

(b) **Activities:** These are the processes or steps one takes to reach the projects or programmes objective. They are written in the sequence or order in which they will be implemented.

Each activity completed brings one closer to achieving the project objective.

(c) **Outputs:** These are the final products, goods or services produced for delivery. Outputs may be defined as "what we produce or deliver".

(d) **Outcomes:** The medium-term results for specific beneficiaries which are the consequence of achieving specific outputs. Outcomes should relate clearly to an institution's strategic goals and objectives as set out in its plans. Outcomes are "what we wish to achieve".

Outcomes are often further categorised into immediate/direct outcomes and intermediate outcomes.

(e) **Impacts:** Impacts are about "how we have actually influenced communities and target groups". The results or consequences of achieving specific outcomes, such as reducing poverty or creating jobs.

(f) **Results** are the outputs, outcomes or impacts, either intended or unintended, positive or negative of a development intervention. The Government only encourages results that support sustainable improvement in the country's outcomes – bringing real positive changes in poor people's lives.

Programme: A grouping of similar projects and/or services performed by a Ministry or Department to achieve a specific objective; the Programmes must be mapped to strategic objectives.

Project: A project is a set of co-ordinated activities implemented to meet specific objectives within defined time, cost and performance parameters. Projects aimed at achieving a common goal form a programme.

Green Economy: The green economy is defined as an economy that aims at reducing environmental risks and ecological scarcities, and that aims for sustainable development without degrading the environment.

Flagship/Transformative Projects: These are projects with high impact in terms of employment creation, increasing County competitiveness, revenue generation, etc. They may be derived from the Kenya Vision 2030 (and its MTPs) or the County Transformative Agenda.

Demographic Dividend: The demographic dividend is the accelerated economic growth that may result from a decline in a country's mortality and fertility and the subsequent change in the age structure of the population. It is evident in Kenya that demographic transition is taking place at both National and County levels, creating a demographic window of opportunity to harness the demographic dividend.

VISION AND MISSION STATEMENT

Vision

A productive, prosperous, secure and a Newly Industrialised County that adds value to its citizens and competes effectively in the 21st Century.

Mission

To transform the lives of the people to sustainable levels of development through the provision of an enabling social, economic and political environment.

H.E. Hon. Francis Kimemia, EGH, CBS,
Governor, Nyandarua County

FOREWORD

Kenya's Constitution, 2010 brought in far-reaching changes in the way that Government operates and relates to its citizens, with a view to making it more fair, efficient, transparent and accountable. The constitution envisages that County Governments shall spearhead development at the County level with a view to bridging the developmental disparities. The citizens expect improved service delivery and a governance system that values and promotes their aspirations for efficient and effective service delivery. The County Integrated Development Plan 2018-2022 (CIDP2) has been prepared in accordance with Article 220(2) of the Constitution.

The Governor is fully aware of the many challenges and constraints and realises that public funds alone will not be sufficient and therefore private sector participation in the building of Nyandarua will be paramount. In recognition of the interdependence of the roles of the various actors in providing services to the citizens and bearing in mind the scarcity and fungibility of the resources that are available, H.E. the Governor of Nyandarua County, is spearheading the formulation of policies and strategies under the County Integrated Development Programme 2018-2022 (CIDP2) geared towards achieving the **Socio-Economic Transformative Agenda.**

It is for this reason that the County has developed policies and benchmarks to ensure that the transformative agenda is sustainable and achievable. The primary objective of the **Socio-Economic Transformative Agenda** is to harness all resources available for Nyandarua in order to create *"a productive, prosperous, and a Newly Industrialised and secure County that adds value to its citizens and competes effectively in the 21st Century"*. To achieve this, the County will make better use of the available resources including those from the National Government to provide infrastructure development; create a private sector friendly County so that it adds value to Nyandarua's produce; undertake capacity building programmes for the youth and women; raise the living standards of Nyandarua's population through better health services, education and security. The objective is to make Nyandarua a model County that delivers services to its people in an efficient and transparent manner.

Lessons learnt from the previous CIDP 2013-2017, have helped in formulating and prioritising the programmes in the second five-year development plan (CIDP2) for Nyandarua that will be implemented in a timely, coherent and integrated manner. In addition to soliciting support from the private sector to build Nyandarua, there is need for all leaders to be effectively engaged in the

development of Nyandarua. In this regard, a leadership forum will ensure synergy on the use of available resources both from the National Government, County Government and any other funds to avoid overlapping, duplication, inconsistencies and ambiguity. The involvement of the religious leaders will promote the spiritual, social and general wellbeing of the people and ensure value for money and transparency in the implementation of projects and programmes and a buy-in of the Plan from the wider public.

Nyandarua County has a huge potential with a vibrant young labour force; abundant and fertile agricultural land; an ideal location for tourism with archaeological sites, industrial parks and cottage industries; plenty of water; and other natural resources. Nyandarua's main challenge is how to harness this potential in terms of exploiting these endowments by providing opportunities for Agri-processing, tourism facilities, financial services, and ICT, to substantially scale up the standards of living of the Nyandarua people.

The programmes, policies and strategies under CIDP2 are geared towards ensuring the realisation of a sustainable and achievable transformative agenda. CIDP2 outlines Nyandarua's development priorities over a five-year horizon; 2018-2022 and reflects the strategic midterm priorities with specific goals and objectives, costed implementation plans, provisions for monitoring and evaluation and clear reporting mechanisms. It includes information on investments, projects, development initiatives, maps, statistics and a resource mobilisation framework. It is the shopping window for available investment opportunities in the County.

CIDP2 encapsulates the Governor's manifesto articulated during the election campaign and incorporates fully the aspirations of *Wanjiku* expressed during the participatory consultations held throughout the County. It reflects the priorities set out in Kenya's Vision 2030, the Medium-Term Plan (MTPIII) for the period 2018-2022, the Jubilee Manifesto, the Sustainable Development Goals, the AU Agenda 2063 and other policy documents and national commitments. CIDP2 has internalised President Kenyatta's Four Pillar Agenda for the second term which is anchored on enhancing and accelerating food security, manufacturing, affordable health care and affordable housing. The main objective of CIDP2 (2018-2022) is to provide sustainable development that is equitable, transparent and inclusive of all the regions and citizens of Nyandarua.

The majority of Nyandarua's labour force is either unskilled or semi-skilled and is mainly engaged in agricultural activities. The bulk of this population is the youth, most of whom are not employed. This, therefore, calls for increased investments in manufacturing and service industries to enhance job creation opportunities to absorb this ever-increasing population especially those being released into the job market. The Government has accordingly prioritised several programmes targeting the youth.

Nyandarua is a marginal County that requires fast tracking of development through appropriate value addition programmes and initiatives including agri-processing, establishment of industrial parks to attract and lock-in investment, access to affordable finance and promotion of SMEs especially those for youth and women. CIDP2 prioritises industrialisation to add value and to provide employment. In this context, it has identified projects that have the greatest impact on the development of the County.

The County Government has provided incentives to actualise the presidential four-point agenda on affordable housing. In addition, it has fast tracked the establishment of Nyandarua University. To leverage on economies of scale arising from the Standard Gauge Railway (SGR), the County Government has planned to invest at the Mai Mahiu dry port and expects the National Government to assist in reviving and upgrading the railway line to connect to the SGR. In collaboration with the National Government, upgrade of the road network across the County has been prioritised.

Water is a priority area under CIDP2 and the County government will partner with the national government to invest in the provision of clean water for domestic use as well as for irrigation. It will implement programmes geared towards the protection of the water catchment areas which are also a source of water for the neighbouring counties. Additionally, it will gazette, dredge, rehabilitate and conserve lake Olbolossat.

The Governor's Transformative Strategies are premised on Good Governance that assures equitable distribution of resources and opportunities. The County government will, therefore, put in place appropriate structures and systems that foster unity, equity and social justice.

Going forward, CIDP2 must be the guiding document for the implementation of the priority programmes and related activities. Priorities set out in the Plan should be implemented and evaluated periodically to ensure that projects are undertaken and completed on time and on budget. Community involvement at all stages of the project cycle has been internalised to enhance ownership, accountability and sustainability of projects. Additionally, the separation between political interests and County strategic directions as stipulated in the County Government Act (2012), should be the guiding principle to ensure that there is a clear separation of powers between the Legislature and the Executive. The essential structures at the County and Sub-County levels, including the Service Delivery Office, the COMEC and the ward committees will be operationalised. Communication between the County headquarters and field offices will also be strengthened.

CIDP2 is my contract with the people of Nyandarua who overwhelmingly decided to bring in place a new County Administration charged with running the affairs of the Government for the next five years (2018-2022). During the inauguration on Monday, August 21st, 2017 at Ol'Kalou stadium. I spelt out to the residents of Nyandarua this contract with them. To fast track its implementation, I have started with the Rapid Results Initiatives to be achieved in my first 100 days in office.

I appeal to all friends of Nyandarua to support these initiatives to uplift the livelihoods and wellbeing of Nyandarua people.

H.E. FRANCIS T. KIMEMIA, E.G.H., CBS, HSC

GOVERNOR, NYANDARUA COUNTY

H.E. Hon. Cecilia Mbuthia
Deputy Governor, Nyandarua County

ACKNOWLEDGEMENT

The second County Integrated Development Plan (CIDP2) for Nyandarua County was prepared with the support and generous contribution of many individuals and organisations. The process was ably managed by H.E. the Deputy Governor, Cecilia Mbuthia, and the Executive Committee Member for Finance and Economic Development, Hon. Mary Mugwanja. The respective County Executive Committee Members provided most of the material that was collated by the staff from the Economic Development directorate with the assistance of Peter Gakunu, the lead consultant. Special recognition goes to Jane Mugambi from the Office of the President for her invaluable support and insights and Mr. Jaswinder Bedi, the Chairman of the Export Promotion Council for his interest in supporting the programmes and projects in CIDP2.

We are also thankful for the role played by the Hon. Members of the Nyandarua County Assembly led by the Hon. Speaker Mr. Ndegwa Wahome who actively participated in the public consultative forums and adoption of the Plan. The role of various stakeholders including the religious leaders, Nyandarua professionals and the Nyandarua business community is highly appreciated. Our special appreciation goes to Bishop John Kairu for his total commitment to the development of this Plan. Our appreciation goes to the community members who participated in this process thereby ensuring that we are in conformity with Article 10 of the Constitution. We particularly thank the Ward and Sub-County administrators for the role that they played in sensitising the community and linking them to priority programmes and projects.

The Ministry of Devolution and Planning played a key role by preparing the guidelines and County Development Profiles that have been instrumental in the preparation of this Plan. We appreciate the contribution and support of Kenya Literature Bureau (KLB) and Kenya Institute for Public Policy Research and Analysis (KIPPRA).

To all those who were involved, we salute you as we acknowledge that the greater challenge lies in the actual implementation of this Plan. We call on you to continue with the same support as we deliver the programmes and projects documented herein, aimed at transforming Nyandarua into *a productive, prosperous, and a Newly Industrialised and secure County that adds value to its citizens and competes effectively in the 21st Century.* Given the foresight, firm commitment and leadership of H.E. the Governor, I am convinced that we shall achieve this objective.

H.E. CECILIA MBUTHIA

DEPUTY GOVERNOR, NYANDARUA COUNTY

Nyandarua County Cabinet Members with The Governor's and Deputy Governor's personal assistants standing far left and right respectively

EXECUTIVE SUMMARY

In accordance with Article 220(2) of the Constitution, the structure of the County Integrated Development Plan is prescribed by the County Government Act.

Chapter One therefore provides an overview of the socio-economic, infrastructural, ecological and environmental information of the Nyandarua County. This includes a description of the County in terms of its location, size, physiographic and natural conditions, demographic profiles as well as the administrative and political units. In addition, it provides information on infrastructure and access; land and land use; community organisations/non-state actors; crop, livestock and fish production; forestry and agroforestry; environment and climate change; mining; tourism; industries; employment and other sources of income; water and sanitation; health access and nutrition; education and literacy; trade; energy; housing; transport and communication; community development and social welfare.

Chapter Two provides the linkages of CIDP with the Kenya Vision 2030, Medium-Term Plans, Constitution of Kenya and other development plans. The priorities contained in the third Medium-Term Plan (MTPIII) of the Kenya Vision 2030 are considered and aligned with the goals and priorities in the CIDP. The status of implementation of the Sustainable Development goals and the African Union Agenda 2063 in the County is also evaluated. CIDP2 also leverages on the Presidential Big Four Agenda to fast track food security, affordable health, affordable housing and manufacturing.

Chapter Three presents a review of the first CIDP (2013-2017), highlighting the challenges, achievements and emerging issues that were realised. It includes an analysis of performance on revenue expenditure versus the actual allocations and draws appropriate conclusions.

Chapter Four contains a spatial depiction of social and economic projects and programmes in the County setting out objectives of the County in a spatial form indicating the land use patterns, the spatial reconstruction of the County, guidance to the location of the projects, basic guidelines for land use, the environmental impact assessment of projects, public and private development areas for towns.

It also highlights the priority areas that the County Government will focus on and identifies the strategies, programmes and projects as identified by stakeholders in the County. Flagship projects

in the various sectors have been identified to propel the County economy to meet the aspirations of *Wanjiku* in transforming the development of Nyandarua County.

Chapter Five outlines the institutional framework and organisational flow for the County Government responsible for the actualisation of the Plan, resource requirements and mobilisation. The responsibility of different institutions in the County and the roles that they will play in implementing the CIDP is summarised in this chapter.

Chapter Six specifies verifiable indicators, data collection, analysis and reporting that will be used to monitor projects and programmes and sets medium-term milestones for impact assessment. The monitoring and evaluation framework that will be used at the County level to track progress on implementation of projects and programmes is discussed under this section. **Annex III** pulls out the indicators that will be monitored and evaluated.

There are a number of Annexes to the Plan, including the Governance Excellence Model and the County Urban Strategic Plan, among others.

Hon. Ndegwa Wahome, Speaker of Nyandarua County Assembly.

CHAPTER 1

GENERAL INFORMATION

CIDP 2 validation by the members of the County Assembly

1.1 County Overview

1.1.1 Nyandarua County in the East African Context

Nyandarua County is located in the North-Western part of former Central Province of Kenya. The County is connected to Uganda and Tanzania by primary roads: Ol'Kalou-Miharati-Engineer Road (B20) and Ol'Kalou-Gilgil road (A4) that join the Nairobi-Nakuru Transnational Highway (A8) at Nakuru and Gilgil respectively. The highway then connects the County to Uganda via Eldoret, Webuye and Malaba and to Tanzania via road (A12) through Kisumu, Migori and Isebania. The locational advantage opens up vast trading and investment opportunities within East Africa due to an enlarged market and the ease of transporting raw materials as well as finished products.

1.1.2 Nyandarua County in the National Context

Nyandarua County lies in the central part of Kenya between latitude 0°8' North and 0°50' South and between Longitude 35° 13' East and 36°42' West. It is linked to the other counties through the major trunk roads. To Nairobi, it is connected via (A8) to Mombasa, and to Kisumu via (A12).

Ol'Kalou, the County headquarters, is situated about 150 kilometres North West of Nairobi. Ol'Kalou town has strong economic ties with other regional towns such as Nyahururu, Gilgil, Naivasha, Kiambu, Embu, Nakuru and Nyeri.

The major economic activities in the County include farming, quarrying and trade. Agriculture is the backbone of Nyandarua's economy due to the fertile soils and favourable climate. It is considered the food basket of Kenya because of its high production of potatoes, cabbages, carrots, peas and milk that are sold in Nairobi and most other towns in the country. The County is an aspiring member of the Mt Kenya and Aberdare Regional Economic Bloc being considered. The location of Nyandarua County is shown in Map 1.1.

MAP 1.1: National Context of Nyandarua County

1.1.3 Nyandarua County in the Regional Context

Nyandarua borders Nyeri to the East, Laikipia to the North, Nakuru to the West, Murang'a to the South East and Kiambu to the South. The County is mainly linked to the major town centres in

the region (Nakuru, Nyeri and Nyahururu) by road, the dominant mode of transport. The Ol'Kalou-Miharati-Engineer Road, class (B20) traverses the entire County of Nyandarua, from Dundori to Njabini. It connects to the Nakuru-Nairobi (A8) Highway to Nakuru (via Dundori) as well as the capital city, Nairobi. The County is linked to Nyahururu and Gilgil (in Nakuru County) by the (A4) road which then connects to the Nyahururu-Nyeri Road; class B21. The C487 road connects Ol'Joro Orok to Dundori through Charagita centre. Road D1323 links Engineer and Naivasha facilitating movement from Nyandarua to Nakuru County. The airstrip in Ol'Joro Orok Sub-County links the County to surrounding air transport facilities. The railway line connects the County to Nyahururu and Gilgil towns though it is not operational. MAP 1.2 depicts Nyandarua County in its regional context.

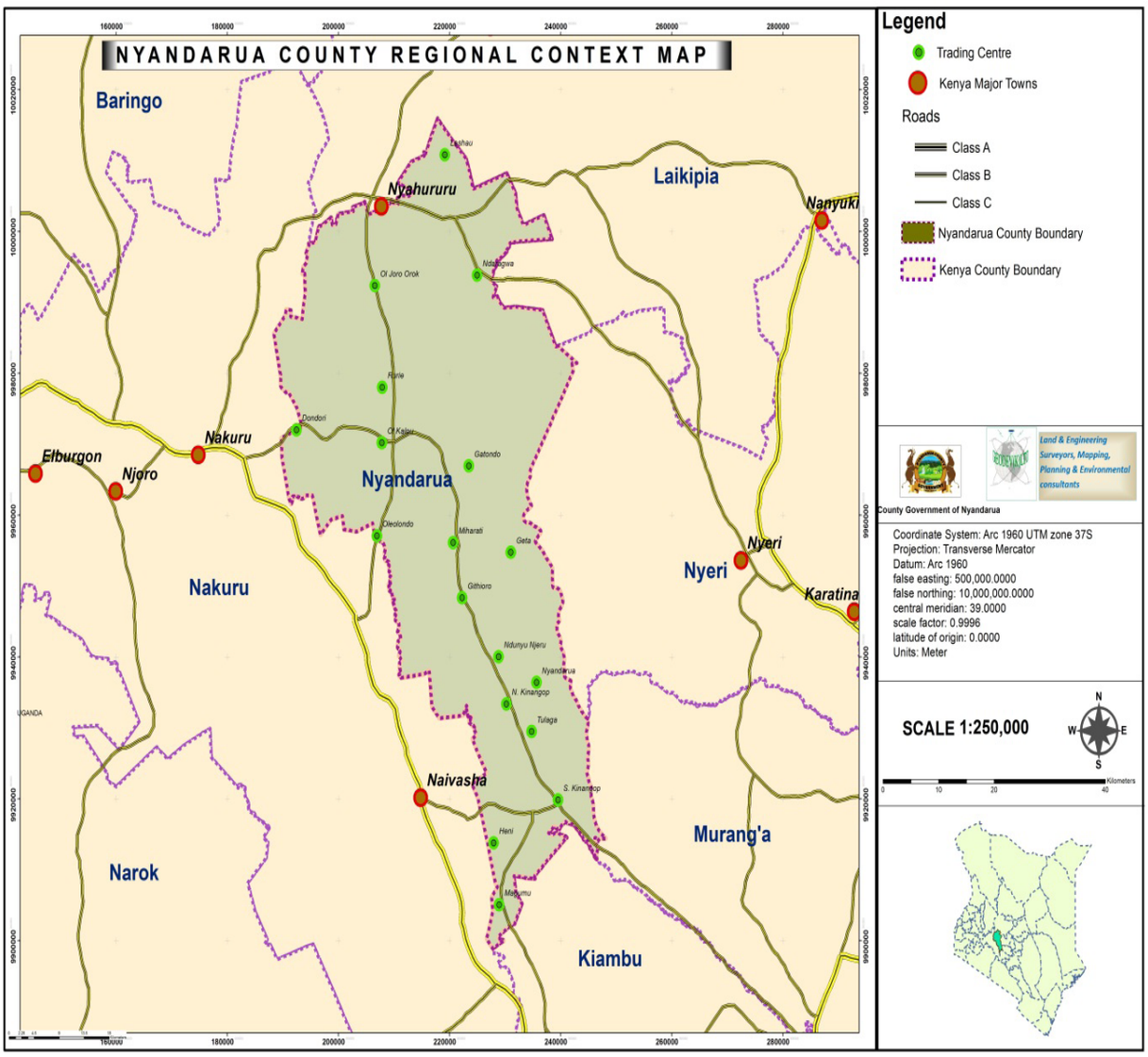

MAP 1.2: Regional Context of Nyandarua County

1.1.5 Nyandarua County in the Local Context

Nyandarua County covers an area of 3,245.2 Square Km lying between latitude 0°8'to the North and 0°50'to South and between 35° 13'East and 36°42' West. Nyandarua County is divided into five Sub-Counties namely: Ol'Kalou, Kinangop, Kipipiri, Ndaragwa and Ol'Joro Orok and further into

twenty five Wards. Kinangop is the biggest Sub-County with eight Wards. Kipipiri, Ol'Kalou and Ol'Joro Orok have four Wards each, whereas Ndaragwa has five Wards. The major urban centres in the County are Ol'Kalou, Njabini, Engineer and Mairo Inya. Other vibrant centres include Ndunyu Njeru and Miharati. The local context of Nyandarua County is shown in MAP 1.3.

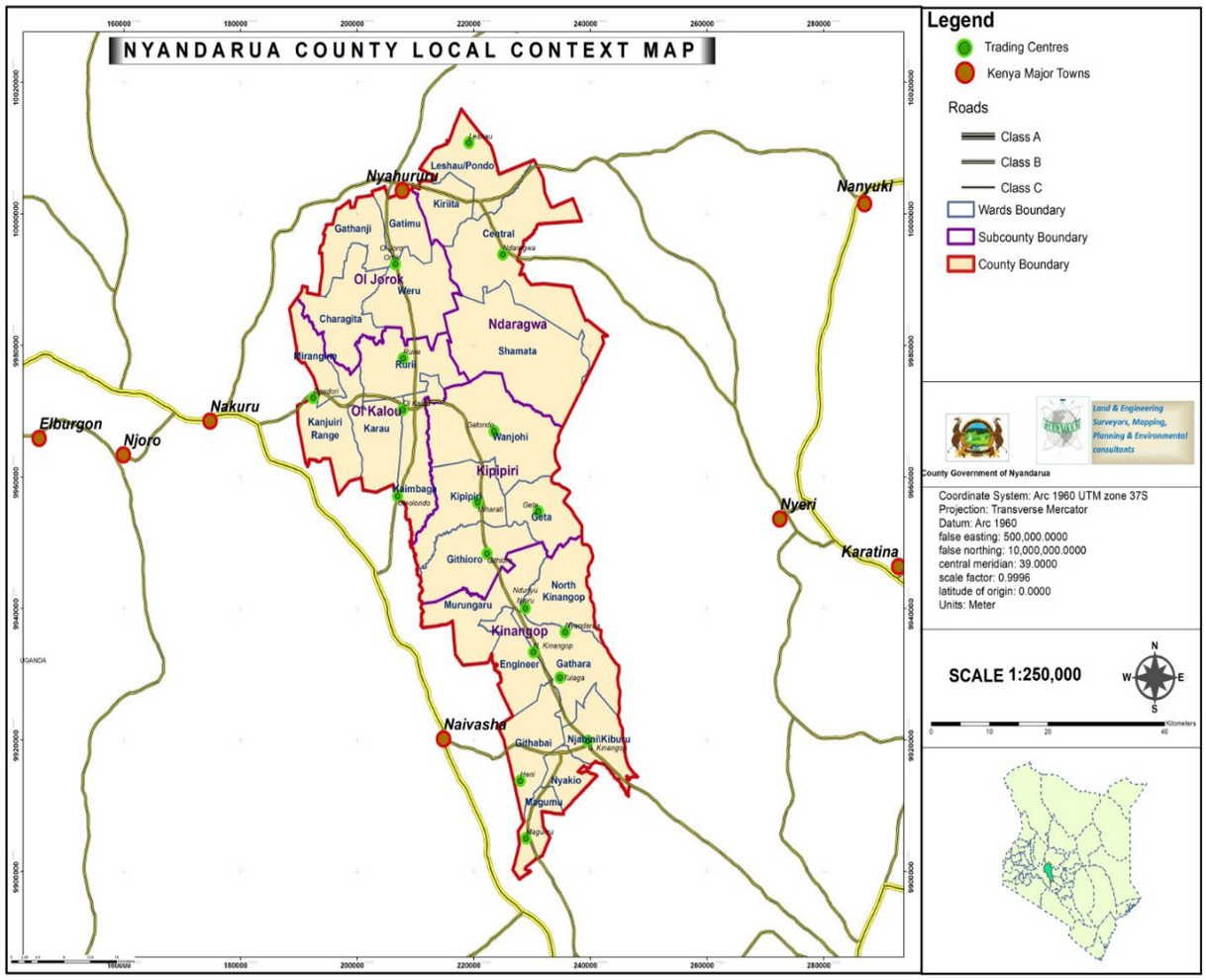

MAP 1.3: Local Context of Nyandarua County

1.2 Physiographic and Natural Conditions

1.2.1 Physical and Topographic Features

The topography of Nyandarua County is a mixture of plateaus and hilly areas. The County's physiography was a result of volcanism and faulting that created the major land forms namely: the Great Rift Valley to the west and the Aberdare ranges to the east. The highest point of the Aberdare Ranges is about 3,999 metres above sea level. The lowest parts include Lake Ol'Bolossat, Leshau and the northern part of Central Ward, lower Kaimbaga and the western parts of Kipipiri, Githioro and Murungaru Wards. The flat areas include Kinangop and Ol'Kalou/Ol'Joro Orok plateaus.

Over time, rock weathering has transformed the Aberdare ranges, which dissected the slopes into shallow valleys and the gorges with deep and well-drained soils. As they approach Ol'Kalou and

Kinangop plateaus, these valleys flatten with only a few gorges draining river water down the escarpment and onto the floor of the Rift Valley. Ol'Kalou Salient Plateau in the north and Kinangop Plateau to the south stretch north-south between the Aberdare ranges and a system of fault scarps which form the escarpment. Dundori Hills represent a high weathering resistant block of scarp. The two plateaus extend to about 80 km from north to south and about 40 km wide north of Ol'Kalou town. Gentle slopes interrupted by low hills flatten into marshlands and swamps. The rest of the land is well-drained and has fertile soils. The soils in the County are of volcanic origin and vary in both fed distribution. Soils in the Kinangop and Ol'Kalou plateau are poorly drained clay loams. However, Ndaragwa, northern part of Ol'Joro Orok and Ol'Kalou has well drained clay loams. These soils have different crop production potentials.

The plateaus contain the key settlement zones where development in the County is carried out.

There are eight permanent rivers; Malewa, Ewaso Narok, Pesi, Turasha, Chania, Kiburu, Mkungi and Kitiri. Lake Ol'Bolosat which is the largest water mass in the County is fed by streams and underground water seepage from the Aberdare and Dundori hills. Human activities and clearing of the catchments areas for settlement has affected its natural refilling system and its existence is threatened.

The Aberdare Ranges are one of the country's major water catchment areas. Moreover, the Aberdare ecosystem constitutes of a dense forest with several animal species including elephants, baboons, Columbus monkeys, tree and ground squirrels, porcupines and many bird species. On the slopes of the Aberdare ranges are also the Mau Mau caves in Geta and Kimathi. The ranges offer great potential for local and foreign tourism in the County as they border the Aberdare National Park to the east and can be developed as nature trails and for mountain climbing.

1.2.2 Ecological Conditions

Some areas in the County are in the highland savannah zone, characterised by scattered trees with expansive grass cover. In elevated areas, tree cover increases forming thick forests with thick undergrowth. However, most of the natural vegetation has been cleared leading to environmental hazards such as environmental degradation which has claimed large portions of arable land. This has had some negative effects such as reduced rainfall, soil erosion, reduced soil fertility, poor health and reduced food production.

1.2.3 Climatic Conditions

1.2.3.1 Rainfall

Nyandarua County has a cool and temperate climate with reliable rainfall which is generally well distributed throughout the year. In a typical year, the County experiences two rainy seasons: long rains from March to May with a maximum rainfall of 1,600 mm and short rains from September to December with a maximum rainfall of 700 mm. The average annual rainfall of the County is 1,500 mm. The major relief features which consist of Kinangop plateau, the Ol'Kalou Salient Plateau,

the Aberdare Ranges and the Dundori Hills influence rainfall distribution in the area, with areas like Njabini and South Kinangop receiving higher amounts of rainfall while areas of Ndaragwa and Ol'Kalou receive comparatively low rainfall. Areas near the Aberdare slopes receive sufficient rainfall with the plateau receiving scanty and erratic rainfall.

The average monthly rainfall in selected centres within Nyandarua County is shown in the table below.

Table 1.1: Rainfall in Selected Centres in Nyandarua County

Station	Average Rainfall (mm)											
	Jan	Feb	Mar	Apr.	May	June	July	Aug	Sept	Oct	Nov	Dec
Ol'Kalou	26	23	46	108	103	83	100	116	68	68	83	35
Ol'Joro Orok	29	30	52	121	11	90	130	148	74	59	87	57
Engineer	53	64	108	221	184	73	59	75	67	117	143	84
Njabini	66	84	146	309	257	83	60	70	67	141	194	96
Miharati	35	39	70	156	125	68	73	91	62	89	109	61
Ndaragwa	33	35	59	115	81	66	101	111	53	57	95	69

Source: *https:en.climate-data.org, 2017*

Winds in Nyandarua generally blow from East to West. The average speed is about five knots. Frost also occurs in the wee hours of the morning and its effects are felt more in zones bordering the Aberdare Ranges.

1.2.3.2 Temperature

The County has a moderate temperature. High temperatures, which are low by national average, are experienced between December and March with the lowest temperatures occurring in July. The highest temperature in December has a mean average of 21.5 degrees centigrade while the lowest in July have a mean average of 7.1 degrees centigrade. Variation of the temperature has adverse effects especially on maize cultivation; when cold air during clear nights on the moorlands of the Aberdare Ranges flows down the Kinangop and Ol'Kalou Plateaus it causes night frost almost monthly. These temperatures range between 1° C and 2° C and last a few hours before sunrise (*Nyandarua District Development Plan, 2001*).

1.3 Administrative and Political Units

1.3.1 Administrative Sub-division

The County is divided into five Sub-Counties (constituencies) namely Kinangop, Kipipiri, Ol'Kalou, Ol'Joro Orok and Ndaragwa.

Table 1.2 shows the County administrative units in terms of constituencies, Sub-Counties and Wards. Kinangop is the largest Sub-County covering 822 km^2 with 8 electoral Wards is the largest. The other Sub-Counties are Kipipiri with 4 Wards, Ol'Kalou with 5 Wards and Ndaragwa with 4 Wards. Ol'Joro Orok Sub-County covering 389.1 mm^2 with 4 Wards is the smallest.

Table 1.2: Area of the County by Sub-Counties and Wards

Constituency	Sub-County	No. of Wards	Area(km²)	Total population	Population density
Kinangop	Kinangop	8	822.0	229,911	245
Kipipiri	Kipipiri	4	543.7	113,938	209
Ol'Kalou	Ol'Kalou	5	586.7	143,748	215
Ol'Joro Orok	Ol'Joro Orok	4	389.1	114,302	261
Ndaragwa	Ndaragwa	4	653.6	110,697	170
	Aberdare forest		250.1	712,596	
Total			3245.2		

Source: County Commissioner's Office, Nyandarua County, 2018

1.3.2 Political Units (Constituencies, electoral Wards)

The County has 5 constituencies, namely Ol'Kalou, Ol'Joro Orok, Ndaragwa, Kipipiri and Kinangop and 25 County Wards distributed as indicated in the table.

Table 1.3: County's Electoral Wards by Constituency

Constituency	Wards	Area (km²)
Kinangop	Engineer	118.8
	Gathara	109.9
	North Kinangop	134.7
	Murungaru	164.8
	Njabini/Kiburu	98.9
	Nyakio	146.1
	Githabai	107.7
	Magumu	53.8
Kipipiri	Wanjohi	199.2
	Kipipiri	127.6
	Geta	64.4
	Githioro	152.6
Ol'Kalou	Karau	105.2
	Kanjuiri Ridge	122.8
	Mirangine	69.6
	Kaimbaga	111.7
	Rurii	127.2
Ol'Joro Orok	Gathanji	108.3
	Gatimu	72.3
	Weru	133.9
	Charagita	124.7

Constituency	Wards	Area (km^2)
Ndaragwa	Leshau/Pondo	119.6
	Kiriita	73.3
	Central	287.6
	Shamata	173

Source: County Commissioner's Office, Nyandarua County, 2012

1.4 Demographic Features

1.4.1 Population Size and Composition

The population of the County at the last population census of 2009 was 596,268 persons, comprising 292,155 (49%) males and 304,113 females (51%) (Kenya National Population and Housing Census, 2009). The projected population in 2018 is 712,596 persons; comprising 349,152 males and 363,443 females as shown in Table 1.4 below. At the projected population growth rate of 2% annually, the population is expected to grow to 771,336 persons by 2022 with 43 % of the population being below 15 years and over 69% of the population below 30 years.

The County has a total number of 143,879 households. Kinangop Sub-County has the highest number of households with a population of 192,379 persons whereas Ol'Joro Orok has the least number, with 85,825 persons in 22,071 households. Kinangop Sub-County was formerly divided into Kinangop North and Kinangop South divisions. Table 1.4 shows the population and number of households in Nyandarua per Sub-County in 2009 while table 1.5 shows population projection by age cohort.

Table 1.4: Nyandarua County Population per Sub-County, 2009

Sub-County	No. of Households	Total Population Size
Kinangop	45,141	192,379
Kipipiri	22,141	95,338
Ol'Kalou	30,909	130,100
Ol'Joro Orok	22,071	85,825
Ndaragwa	23,617	92,626
Total	**143,879**	**596,268**

Source: KNPHC, 2009

Table 1.5: Population Projections by Age Cohort

Age Cohort	2009 census			2018 projections			2020			2022		
	male	females	total	male	females	total	male	females	total	male	females	total
0-4	42,555	41,012	83,567	52,595	50,688	103,283	54,720	52,736	107,456	56,931	54,866	111,797
5-9	45,706	44,021	89,727	56,490	54,407	110,897	58,772	56,605	115,377	61,146	58,892	120,038
10-14	42,482	41,100	83,582	52,505	50,797	103,302	54,626	52,849	107,475	56,833	54,984	111,817
15-19	32,466	29,188	61,654	40,126	36,074	76,200	41,747	37,532	79,279	43,433	39,048	82,481
20-24	22,539	24,703	47,242	27,856	30,532	58,388	28,982	31,765	60,747	30,152	33,048	63,200
25-29	19,737	23,472	43,209	24,393	29,010	53,403	25,379	30,182	55,561	26,404	31,401	57,805
30-34	17,651	20,396	38,047	21,816	25,208	47,024	22,697	26,227	48,924	23,614	27,286	50,900
35-39	15,989	18,778	34,767	19,761	23,208	42,969	20,560	24,146	44,706	21,390	25,121	46,511
40-44	12,749	14,490	27,239	15,757	17,908	33,665	16,394	18,632	35,026	17,056	19,384	36,440
45-49	10,920	12,443	23,363	13,497	15,379	28,876	14,042	16,000	30,042	14,609	16,646	31,255
50-54	7,027	7,617	14,644	8,685	9,415	18,100	9,036	9,795	18,831	9,401	10,191	19,592
55-59	5,682	6,322	12,004	7,023	7,813	14,836	7,306	8,129	15,435	7,602	8,457	16,059
60-64	4,895	5,720	10,615	6,050	7,070	13,120	6,294	7,355	13,649	6,548	7,652	14,200
65-69	3,626	5,225	8,851	4,482	6,458	10,940	4,663	6,719	11,382	4,851	6,990	11,841
70-74	3,106	3,315	6,421	3,838	4,097	7,935	3,993	4,263	8,256	4,155	4,435	8,590
75-79	1,961	2,236	4,197	2,424	2,763	5,187	2,521	2,875	5,396	2,623	2,991	5,614
80+	2,941	3,983	6,924	3,635	4,923	8,558	3,782	5,121	8,903	3,935	5,328	9,263
Age NS	123	92	215	152	113	265	158	118	276	165	123	288
TOTAL	**292,155**	**304,113**	**596,268**	**361,085**	**375,863**	**736,948**	**375,672**	**391,049**	**766,721**	**390,848**	**406,843**	**797,691**

Source: Kenya National Bureau of Statistics

Figure 1.1: Nyandarua Age Cohort Projection Pyramid, 2018

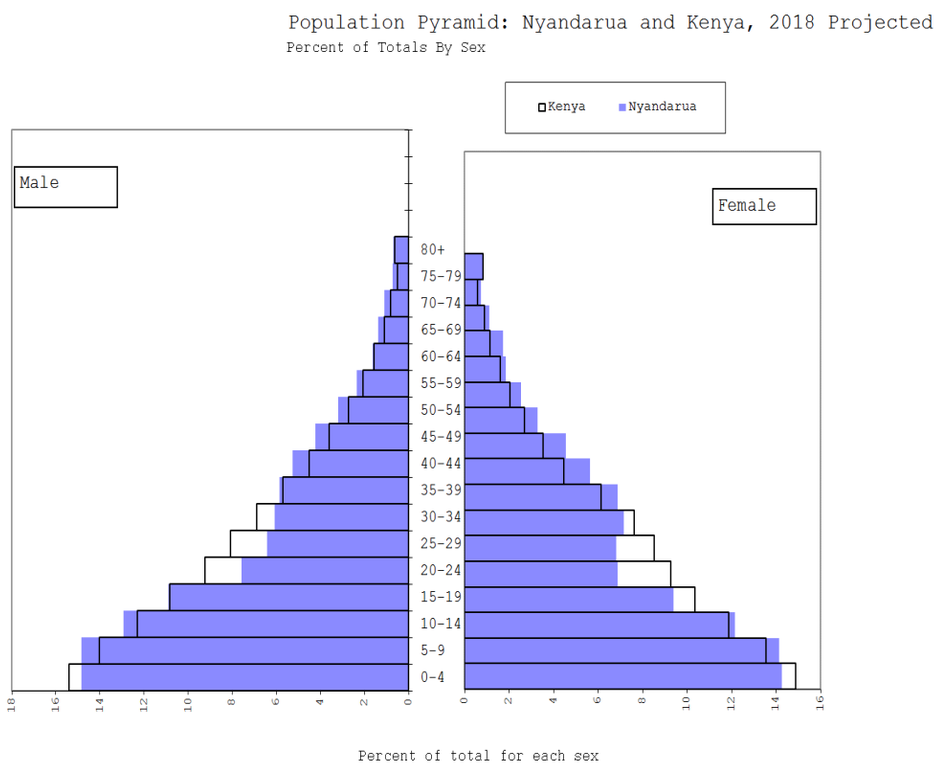

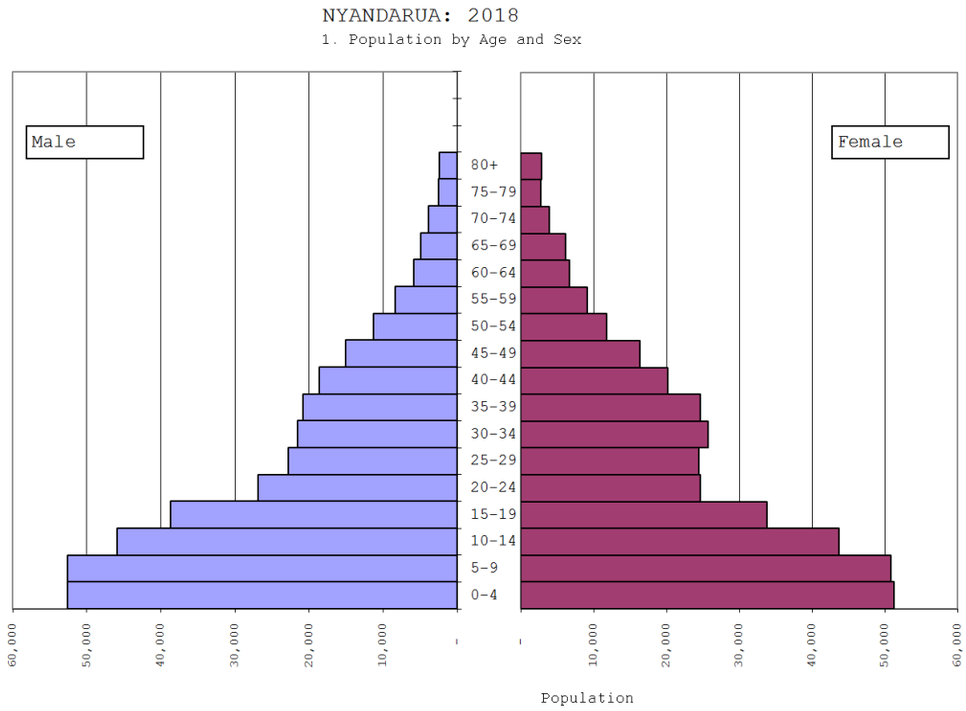

Source: Kenya National Bureau of Statistics, 2018

Urban Population

The level of urbanisation in Nyandarua is low compared to other counties in the region. The level of services provided in the designated urban centres is also low compared to the package of facilities for an urban centre as spelt out in the Urban Areas and Cities Act, 2011.

As per that criteria, the County has four urban centres: Mairo-Inya, Engineer, Njambini, and Ol'Kalou. The 2018 projected population in these centres is 29,827 persons comprising of 14,726 males and 15,101 females as shown in Table 1.6.

Table 1.6: Population Projections by Urban Centres

Urban Centres	2009 census			2018 projections			2020 projections			2022 projections		
	male	female	total	male	female	total	male	female	total	male	female	total
Engineer	1,026	1,007	2,033	1,226	1,203	2,430	1,276	1,252	2,528	1,327	1,303	2,630
Njabini	3,003	3,039	6,042	3,589	3,632	7,221	3,734	3,779	7,512	3,885	3,931	7,816
Ol'Kalou	3,501	3,524	7,025	4,184	4,212	8,396	4,353	4,382	8,735	4,529	4,559	9,088
Mairo Inya	4,792	5,066	9,858	5,727	6,054	11,781	5,958	6,299	12,257	6,199	6,553	12,752
Total	**12,322**	**12,636**	**24,958**	**14,726**	**15,101**	**29,827**	**15,321**	**15,711**	**31,032**	**15,940**	**16,346**	**32,286**

Source: Kenya National Bureau of Statistics, 2013

Table 1.6 shows that the County urban population is 4.2% of the total population, which is expected to increase to 31,032 and 32,286 persons in 2020 and 2022 respectively. This increase in population is expected to exert pressure on the existing amenities such as schools, houses, water and health facilities in the urban centres. This, therefore, calls for proper planning by all the respective stakeholders to provide corresponding services.

1.4. 2 Population Density and Distribution

The population density of the County has been steadily increasing over the years from 184 persons per square kilometre to persons per km² in 2018. Table 1.7 shows the population densities for the Sub-Counties.

Table 1.7: Population Distribution and Density by Sub-County

Sub-Counties	Area Km²	2009 Census		2018 Projections		2020 Projections		2022 Projection	
		population	density	population	density	population	density	population	density
Ol' Kalou	670	120,282	180	143,748	215	149,556	224	155,598	233
Ol' Joro Orok	439	95,643	218	114,302	261	118,920	271	123,724	282
Ndaragwa	654	92,626	142	110,697	170	115,169	177	119,822	184
Kinangop	939	192,379	205	229,911	245	239,199	255	248,863	265
Kipipiri	544	95,338	175	113,938	209	118,541	218	123,330	226

Source: Kenya National Bureau of Statistics, 2013

The population density varies from one Sub-County to the other ranging from 261 persons per km² in Ol'Joro Orok which is the most densely populated Sub-County to 170 persons per km² in Ndaragwa as the least densely populated Sub-County.

1.4.3 Population Projection for Special Age Groups

Table 1.8 provides population projections for selected age groups namely: under 1 year; under 5 years; pre-primary; primary and secondary school going ages; youthful and reproductive population. Other significant categories are the labour force and aged population.

Table 1.8: Population Projections for Selected Age Groups

Age group	2009 Census			2018 Projections			2020 Projections			2022 Projections		
	male	females	total	male	females	total	male	females	total	male	females	total
Under 1	8,164	7,888	16,052	10,205	9,861	20,066	10,619	10,259	20,878	11,046	10,674	21,720
Under 5	42,555	41,012	83,567	53,197	51,268	104,465	55,346	53,340	108,686	57,582	55,494	113,076
Pre School Age 3-5 Years	28,106	26,774	54,880	35,135		35,135	36,554	34,822	71,376	38,031	36,229	74,260
Primary School Age 6-13	70,560	68,604	139,164	88,206		88,206	91,770	89,226	180,996	95,477	92,831	188,308
Secondary School Age 14-17	28,658	26,804	55,462	35,825		35,825	37,273	34,861	72,134	38,778	36,270	75,048
Youth Population 15-19	74,742	77,363	152,105	93,433		93,433	97,208	100,617	197,825	101,135	104,682	205,817
Reproductive Age Female 15-49		143,470		-	-	177,315		-	184,479			191,931
Labour Force 15-64	149,655	163,129	312,784	187,081	203,925	391,006	194,639	212,163	406,802	202,503	220,735	423,238
Aged Population 66+	1,175	1,485	2,660	14,697	18,565	33,262	15,292	19,315	34,607	15,909	20,095	36,004

Source: Kenya National Bureau of Statistics, 2013

Further, table 1.9 below indicates the planning and policy implications for these special categories.

Table 1.9: Special Groups Implications and Interventions

Age Group	Projected 2018	Projected 2020	Projected 2022	Impacts and interventions
Under 1 year	20,066	20,877	21,720	The 2018 projection shows a 25% increase over the 2009 census. The full immunisation rate for this group is currently at 85.3% whilst number of babies delivered in health centres is at 58.3%. Stunting, a characteristic of malnutrition is at 29%. The mothers receiving a full four course ANC service - instrumental for the development and health of the children is 45%. The increase indicated by the projection therefore calls for promotion of post-natal and nutritional undertakings so as to lay a healthy foundation for this age cohort.
Under 5 years	104,466	108,686	113,077	This group accounts for 14% of the total population. The less than five mortality rate is 51 deaths per 1000 live births. The immunisation coverage which currently stands at 85.3% targets this group of the population. Only1.6% of these children sleep under treated nets.

Age Group	Projected 2018	Projected 2020	Projected 2022	Impacts and interventions
Pre-primary school Age Group (3-5 years	68,605	71,376	74,260	This group is the main target for ECD programmes. The County has 701 ECD centres with a total enrolment of 27,749 pupils which is 40.4% of the targeted population. There is need therefore to establish more ECD centres, recruit more teachers and conduct awareness campaigns to sensitise parents on the benefits of enrolling their children for ECDE at the right age in order to boost enrolment.
Primary school going Age Group (6-13 years)	173,967	180,996	188,308	The projected increase in population for this group calls for the expansion of existing primary education facilities and provision of more learning and teaching materials. The increase in learning facilities should be accompanied by increase in number of teachers especially considering the FPE programme.
Secondary school going Age Group (14-17 years)	69,333	72,134	75,048	This increase in population calls for increase in the number of secondary school education facilities through expansion of existing ones and construction of new schools. The population also calls for increase in number of youth polytechnics and tertiary institutions to absorb the school leavers. This group is targeted for the roll out of the free day secondary education programme. This will increase the transition and completion rates in the County.
Reproductive Age Group (15-49 years)	177,315	184,479	191,931	With declining infant mortality rates, the high increase of the females in this age group will contribute to increased population in the County. This calls for an increase in maternal and child healthcare services as well as measures to reduce the fertility rate. This will be the target group for family planning programmes.

Age Group	Projected 2018	Projected 2020	Projected 2022	Impacts and interventions
Age Group (15-64 years)	391,006	406,803	423,237	This is the productive or labour force population of the County. A large proportion of this population, mainly between 15 and 25 years is either in secondary schools or at the tertiary level. The bulk of the labour force is either unskilled or semi-skilled and is mainly engaged in agricultural activities. This calls for increased investments in manufacturing and service industries in the County to enhance job creation opportunities to absorb this ever increasing population especially those being released into the job market.

1.4.4 Population of Persons with Disabilities

Kenya National Survey Report for Persons with Disability (KNSPWD), report of 2008, indicated that 4.6% of Kenyans experience some form of disability and also established that a majority of the disabled are found within the rural set ups rather than the urban areas. A third of the disabled persons did not work at all whilst only a quarter worked in family businesses.

According to the report, the most common forms of disabilities in Kenya are related or associated with chronic respiratory diseases, diabetes, malnutrition, cancer, other infectious diseases and injuries resulting from car accidents, falls, violence and landmines. Nine in ten persons with disability (PWDs) found it hard to cope with their disability without assistive devices.

Table 1.10: People Living with Disabilities by Type, Sex and Age

Particulars	2009 census			2018 projections		
Type of disability	Male	Female	Total	Male	Female	Total
Hearing	200	193	393	234	226	460
Speech	273	278	551	320	326	646
Visual	454	463	917	532	542	1,074
Mental	107	89	196	125	104	230
Physical	572	575	1,147	670	674	1,344
Self-care	163	132	295	190	155	344
Others	82	98	180	96	114	210

The type of disability and Age classification is adopted from the 2009 Census Analytical Report on Disability

1.4.5 Demographic Dividend

The demographic dividend is the economic growth potential that can result from shifts in a population's age structure, mainly when the share of the working-age population (15 to 64) is larger than the non-working-age share of the population (14 and younger, and 65 and older) which is the case of Nyandarua County. It occurs when the proportion of working people in the total population is high because this indicates that more people have the potential to be productive and contribute to

growth of the economy. There are four mechanisms through which the benefits are delivered:

- **Increased labour supply**. However, the magnitude of this benefit appears to be dependent on the ability of the economy to absorb and productively employ the extra workers rather than be a pure demographic gift.
- **Increase in savings**. As the number of dependents decreases, individuals can save more. This increase in national savings rates increases the stock of capital in developing countries already facing shortages of capital and leads to higher productivity as the accumulated cAPital is invested.
- **Human capital.** Decreases in fertility rates result in healthier women and fewer economic pressures at home. This also allows parents to invest more resources per child, leading to better health and educational outcomes.
- Increasing domestic demand brought about by the increasing GDP per capita and the decreasing dependency ratio.

Low fertility initially leads to low youth dependency and a high ratio of working age to total population. However, as the relatively large working age cohort grows older, population aging sets in. The graph shows the ratio of working age to dependent population (those 15 to 64 years old, divided by those above or below this age range – the inverse of the dependency ratio) based on data and projections from the United Nations.

There is a strategic urgency to put in place policies which take advantage of the demographic dividend for most countries. This urgency stems from the relatively small window of opportunity countries have to plan for the demographic dividend when many in their population are still young, prior to entering the work force. During this short opportunity, countries traditionally try to promote investments which will help these young people be more productive during their working years. Failure to provide opportunities to the growing young population will result in rising unemployment and an increased risk of social upheaval.

Table 1.11: Nyandarua County Population Dividend Projection

Category	2009	2018	2020	2022
Population Size	596,268	712,595	741,384	771,336
Population below 15 (%)	256,876	296,854	319,393	332,296
Population 15-64 (%)	312,784	373,807	388,906	404,621
Population above 65 (%)	26,608	31,800	33,083	34,420
Dependency ratio	0.9063	0.9063	0.9063	0.9063
Total Fertility rate (TFR)	**3.5**			

1.4.6 Demographic Characteristics

1.4.6.1 Birth and Death Rates

Birth and death rates, alongside migration rate, are used to calculate the population growth rate of a place. In Nyandarua County, the crude birth rate (CBR) lies at 41/1,000. This is higher than the national rate of 38.4/1,000. The crude death rate (CDR) of Nyandarua is 9.9/1,000 compared to 10.4/1,000 nationally. The difference between the CBR and CDR gives the rate of natural increase (RNI). Nyandarua has a higher RNI compared to the national rate.

However, the County has a lower population growth rate 2.41 % per annum than that of country which lies at 2.9 % per annum.

1.4.6.2 Infant and Child Mortality Rate

Infant mortality rate (IMR) denotes the number of deaths of children under the age of one year for every 1,000 live births. In Nyandarua County, IMR lies at 50 per 1,000 live births per annum whereas the national IMR is higher at 54 per 1,000 live births. Child mortality rate (CMR) in Nyandarua is 11/1,000, significantly lower than the national CMR which is 24/1,000.

1.4.6.3 Maternal Mortality Ratio

Maternal mortality rate (MMR) in Nyandarua stands at 364 deaths (of mothers) per 100,000 live births. The County is performing relatively well measured against the national MMR which is 495/100,000. Nevertheless, improving maternal health care and increasing the number of professionally assisted births is crucial to reducing maternal mortality in the County.

1.4.6.4 Life Expectancy

Life expectancy in Nyandarua is 60 years for both males and females whereas in the whole country, it is 58 years for males and 61 for females.

1.4.6.5 Average Household Size

In 2009, the average household size for Nyandarua County was 4.1 compared to the national household average size of 4.4.

1.4.6.6 Labour Force

Nyandarua County has a labour force of 52.55% compared to that of the national labour force of 51.9%. It is forecast to be 468,080 by the year 2026, an increment of 155,313 from 2009. In Nyandarua, unemployment rate currently lies at 3.5%, 4.2 percentage points below the national figure of 7.7% (*Exploring Kenya's Inequality; Nyandarua County, 2013*). This notwithstanding, there is need to increase employment and income earning opportunities in the County. This can be done through commercialisation of agriculture, fostering industrial activity and enhancing access to

capital and credit facilities particularly for Small and Medium Enterprises (SMEs). Increase in the percentage of working population will reduce the dependency ratio which currently lies at 91:100, thus increasing savings and in turn the investment capacity.

1.4.6.7 Dependency Ratio

The dependency ratio in Nyandarua is 91 dependents for every 100 of the working population. This is quite close to the national dependency ratio of 92:100.

1.4.6.8 Total Fertility Rate

In 2014, as per the Kenya Demographic and Health Survey (KDHS), Nyandarua County had a total fertility rate of 3.5 per woman. Thus, the number of children that would have been born to every 1,000 women in that year, assuming each woman passed through her child bearing years bearing children according to the age specific fertility rate, would have been about 3,500 children. This is contrasted to a national fertility rate of 3.9 during the same year or 3,900 per 1,000 women.

1.4.6.9 Household Headship

In the year 2012, most of the households in Nyandarua County had male heads, accounting for 69.1% of the total number of households. The remaining 30.9% were female headed (*Kenya National Housing Survey, 2012/13*). At the national level, the situation was largely the same with 72.1 of households being male headed and 27.9% being female headed.

Most of the households in Nyandarua County, 93.6%, were headed by people aged between 15 and 74 years. A small proportion was headed by people over the age of 75 accounting for 6.4% of the household heads. The County had no child headed households, i.e., households headed by people below the age of 15 years. The situation was similar at national level with 95% of all household heads being aged between 15 and 74 years. However, 0.13% of the households nationally were headed by children.

1.5 Human Development approach

Measuring levels of income (national income) is relatively easier than measuring human development which correlates to the standard of living. Human outcomes are not only dependent on economic growth but also on the utilisation of the resources/income. The composite human indicators in use assist in measuring progress in human development. The indices generated are, Human Development Index (HDI), Human Poverty Index (HPI), Human Gender Development Index (GDI), Gender Inequality Index (GII) and the recently introduced Multidimensional Poverty Index (MPI).

Human Development Index (HDI)

The human development index summarises various indices that measures a country's average progress in three key aspects of human development which are health, knowledge and income. The

HDI is ideal when close or equal to 1. Nyandarua County HDI was 0.533 as per the 2013 Kenya National Human Development Report while the national HDI was 0.520. This is an indication that the County was doing relatively better than the national HDI score. A slight decline was recorded when compared to the previous HDI as recorded in the 2009 report. The country's HDI in 2009 was 0.561 whilst Nyandarua County had recorded 0.6342. Other indices such as the Inequality Human Development Index advances checks and balances where IHDI is equal to 1 in an ideal situation where there exists no inequality. The IHDI for Nyandarua in 2012 was 0.428 while the national IHDI score was 0.34.

1.6 Infrastructure Development

Infrastructure is the main backbone of an economy. It facilitates access to markets impacting on agriculture and utilities such as health, among others. Infrastructure facilitates efficient and effective resource utilisation and distribution of goods and services within and outside the geographic zone. Proper infrastructure stimulates growth and development and improves the living standards of the citizenry.

Efficient and reliable infrastructure is required to stimulate economic activities in Nyandarua. Expansion of the infrastructure by building new ones as well as repairing existing ones; and ensuring regular maintenance of roads, telecommunication facilities and electricity are essential for sustainable development.

Unlike other counties in central region of Kenya, Nyandarua is a settlement area. After independence, the former White Highlands were opened up and Africans were settled largely through the Settlement Fund Trustee (SFT) and to a lesser extent, through land buying companies. While other counties benefited from an elaborate road classification, Nyandarua did not because it was under the SFT. About 680.8 km of all County roads, representing 54.7 per cent of all classes of roads, fall under this category. These roads serve a large portion of the population but received very little from previous Governments. The Government's settlement roads construction programme collapsed in 1980 and the department of public works took over these roads for routine maintenance. However, allocation per kilometre was very low as these were considered minor roads.

1.6.1 Infrastructure Facilities

1.6.1.1 Transportation

A good transport system is necessary for easing the mobility of raw materials, labour, goods and services thus promoting economic development and inter-regional competitiveness. There are three main modes of transport in Nyandarua County, namely road, railway and air transport; road transport is by far the dominant mode.

1.6.1.1.1 Roads

Road transport is the primary mode of transportation in Nyandarua County, with a total road length of APproximately 3,400 kilometres. Earth roads account for 78% of the total road network, while bitumen roads constitute only about 7%, which indicates that there are challenges of mobility within the County.

The roads are further classified according to their surface condition as outlined in the table for below.

Table 1.12: Road Length by Surface Condition

Road Type	Length (Km)	% of Total Length
Bitumen	224	7
Gravel	525	15
Earth	2,651	78
Total Length	**3,400**	**100**

The current road network comprises of hierarchical roads classified as B, C, D, E, F and G classes. The major roads traversing the County are Nyahururu-Nyeri (B21), Ol'Kalou-Miharati (formerly C69, now B20) and Ol'Kalou-Nyahururu (formerly C77, now A4). The existing road network is largely shaped by the human settlement pattern, as well as internal and external growth nodes. There are also numerous Class D and E roads within the County. The table below shows various road classes in the County and the length they cover.

Table 1.13: Road Classes and Respective Lengths

Road Class	Length in Kilometres
A	51.06
B	151.46
C	374.95
D	173.90

Source: Kenya Roads, 2017

The connectivity index of Nyandarua is moderately sufficient. Progress on upgrading to bitumen of the B20 Njabini-Dundori road and the consequent maintenance works; the recarpeting of the Gilgil-Nyahururu road; completion of Boiman-Nyahururu road; ongoing works on the Mairo-Inya-Subuku road, Dundori-Ol'Joro Orok road, and Gilgil-Tumaini roads have improved transport and communication within the County. The upgrading of other key roads at Ward level to gravel standards is also in progress. The table below shows the classifications of the County road network which will inform the upgrading of the roads to the respective standards.

Table 1.14: Nyandarua County Roads Classification

Classified Major Roads and length (Km)	
Class of Road	**Total**
International, Trunk Roads A	4.3
National Trunk Roads B	27.8
Primary Roads C	246.6

Classified Major Roads and length (Km)	
Class of Road	**Total**
Secondary Roads D	285.8
Sub-total	564.5
Classes of Minor Roads and Length (Km)	
Minor Roads E	182.5
Government Access Roads G	10.9
Settlement Roads L	357.8
Rural Access Roads R	129.8
Sub-total	680.8

Table 1.15: Nyandarua Road Accessibility Index

Road Type	Length (Km)	Connectivity Index
Bitumen	224	1:3,218
Gravel	525	1:1,373
Earth	2,651	1:271
Total Length	**3,400**	**212**

1.6.1.1.2 Parking and terminal facilities

Nyandarua County has minimal designated parking spaces in all major urban centres. Parking in undesignated areas is common in rural areas, and the small urban centres. Most of the urban centres are served by terminal facilities. However, the level of utilisation is low due to lack of demand for transportation services. The table below is a summary of the existing terminal facilities.

There are 7 major bus parks located in Ndaragwa, Mairo-Inya, Ol'Kalou, Miharati, Engineer, Njabini and Flyover that act as centres for transport and communication for the population and cargo and have a multiplier effect on development.

Table1.16: Terminal Facilities in Nyandarua County

No. of Bus Terminus	Condition		Status	
22	Murram	13	Operational	9
	Cabro Blocks	3	Partially Operational	2
	Not Improved	6	Non-Operational	11

Source: County Department of Roads, 2016

1.6.1.1.3 Public transport

Public transport is provided by *matatus*, motorcycles (*boda bodas*) and taxis. The *matatus* mainly ply the routes defined by the existing road network, and the internal and regional nodes. The major routes within the County link the primary nodes; Ol'Kalou, Ol'Joro Orok, Ndaragwa, Miharati, Engineer and Njambini. External routes link the County to Nairobi, Nakuru, Nyeri, Kirinyaga, Embu, Murang'a, Kiambu and Nyahururu. Several projects are ongoing with contractors already on site.

1.6.1.1.4 Air transport

The County has a paved airstrip at Gatimu owned by the Government which operates for strategic purposes only and currently has no commercial importance. The airstrip is inadequately serviced and has minimal operations. Ways of revitalising this airstrip to extend its activities for commercial and tourism use should be explored.

1.6.1.1.5 Railway transport

There is a 60 kms long metre gauge rail connecting Gilgil to Nyahururu that passes through the Nyandarua County with stations in Ol'Kalou and Ol'Joro Orok. Currently, the railway line, which was constructed in 1927, is in disuse and some of its infrastructure have been vandalised. It was constructed to transport milk, livestock, wool and cereals from Nyandarua and Laikipia to the rest of Kenya. The railway line collapsed due to the failure of KCC as the Nyahururu plant used to be the main client; increased tariffs and low turn-around period has diverted clients to use roads; and inbreeding of sheep resulted in a decline in wool production.

1.6.1.6 Emerging issues on transportation

Emerging issues on transportation sector include poor road surface conditions in parts of the County and underutilised and undeveloped potential in rail and air transport. The recent initiatives of extending the SGR to pass through the County, the involvement of the national Government to upgrade and revitalise the current airstrip to an international airport and the possibility of developing a regional economic bloc offer great opportunity for exploiting the tourism and trade potential of the County. The President's Four Agenda of food security, manufacturing, affordable health care and affordable housing provide further opportunities for Nyandarua to leverage on these initiatives.

1.6.2 Information, Communications Technology

The County is well served by a postal system network with Post Offices located in the various townships. However, with advancement in technology, other means of communication including private courier and transport service providers who offer delivery services for mail and parcels, mobile telephone, and data communication which offer electronic mail and information transfer platforms, the use of post offices has diminished.

Nyandarua County has embraced ICT in public service delivery, and in learning institutions. The County has poor signal network apart from the centres with Base Transmission Stations (BTS). ICT infrastructure in the County remains weak as demonstrated by weak Grams per Square Metre (GSM) signal in certain areas, and lack of 4G network. The main mobile phone and telephone service providers are Safaricom, Airtel and Orange. The County is also not fully connected to the National Optical Fibre forcing residents to rely on a weak Local Area Network (LAN). However, the County Government, in partnership with the National Government is in the process of connecting the County with fibre optic. Ol'Kalou fibre optic cable has been laid from Gilgil to Nyahururu. Ol'Kalou town is the only area connected with the fibre optic. The town has two networks, one from Nyahururu to Ol'Kalou and the other from Gilgil to Ol'Kalou. Automation within departmental offices is reasonable

though inadequate. The County relies on the IFMIS for transaction management, but total revenue collection automation is yet to be realised. ICT uptake in the Government offices is evident with 85% of the offices having access to internet, and 80% of revenue collection automated. The County has recently acquired two servers to enable back-up of digital data while all offices have LAN, a unified communication system and Bulk SMS platform. The County Government has a fully functional website. The number of specialised IT experts is also low, and much can be achieved through training and employment of more experts. To facilitate uptake of ICT in learning institutions, the County will establish adequate infrastructure such as labs and adequate qualified staff.

The County Government has various ICT development projects including 2 ICT Hubs funded by the Government which have already been budgeted for but not yet implemented; 4 ICT Hubs in each Sub-County funded by the National Government through the CDF; and the County is developing a call centre at the County headquarters to cater for emergencies.

1.6.3 Energy Access

The gaps within counties in terms of access to electricity for lighting are enormous. In most counties (29 out of 47), the gap between the Ward with the most access to electricity and the least access is more than 40 percentage points. Just 1% of residents in Nyandarua County use liquefied petroleum gas (LPG), while 1% use paraffin, 78% use firewood and 19% use charcoal. The most common cooking fuel, therefore, is firewood. Kipipiri Constituency has the highest level of use of firewood at 86%. This is 12 percentage points above Kinangop Constituency, which has the lowest share at 74% and 8 percentage points below the County average. Geta Ward has the highest level of use of firewood in Nyandarua County at 85%.

Ol'Joro Orok and Kinangop constituencies have the highest level of charcoal use in Nyandarua County at 23% each. This is 11 percentage points above Kipipiri Constituency, which has the lowest share at 12%. Gatimu Ward has the highest level of charcoal use in Nyandarua County at 50%.

A total of 11% of Nyandarua residents use electricity as their main source of lighting. A further 56% use lanterns and 26% use tin lamps. Less than 1% use fuel wood. The most common lighting source among male headed households is lanterns at 56% and the same holds for female headed households at 55%.

Hydro power is the biggest source of electricity in Nyandarua County. However, the County has no hydro generating plant, but is connected to the National grid. There are four power sub-stations in the County, namely: Ol'Kalou, Matundura, Magumu and Wanjohi. There is an energy centre just completed in Mirangine area which will serve as a key learning centre and enhance energy throughout the County. Moreover, it will promote research and uptake of new technologies and devices in the County.

The Kenya Power and Lighting Company is the main electricity supplier. A total of 65,399 households are connected, accounting for approximately 40% of the total households. Majority of the residents within the urban centres are within the gridline and have been connected with the greater percentage of the unconnected households being in the rural areas.

Ol'Joro Orok and Ol'Kalou constituencies have the highest level of electricity use at 14% each. Gatimu Ward has the highest level of electricity use at 32%, which is 21 percentage points above

the County average. Nyandarua County is ranked 22nd in electricity use among all counties in the country. The number of connections has increased tremendously over the past few years, because of the last mile programme developed by GOK. Chart 1.1 below shows that accessibility is the main reason attributed to lack of electricity with 60.3% of the residents who are not connected citing accessibility as the main reason, whereas 34% attributed affordability as the main reason.

Much of the County is a plateau that has potential for wind power which has yet to be harnessed. Feasibility studies have been carried out for the Kinangop area while new feasibility studies are proposed for the Ol'Joro Orok area.

Chart 1.1: Reason for Lacking Power Connection

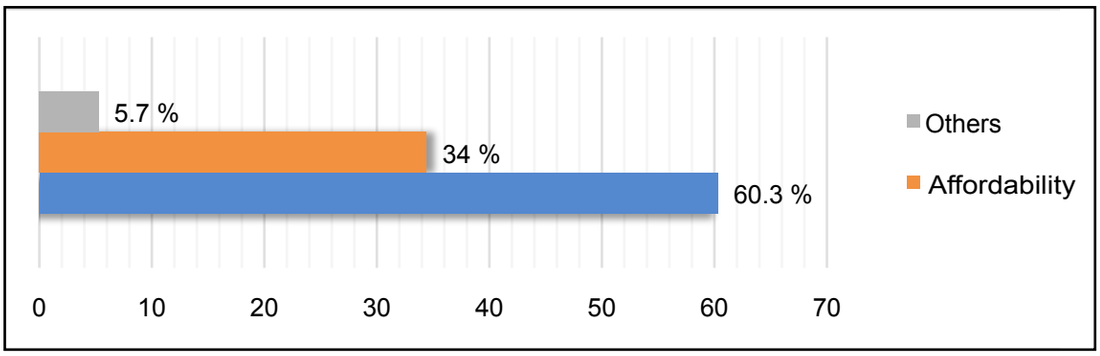

1.6.4 Housing

Housing typologies in Nyandarua County vary from one settlement to another. They vary from detached, semi-detached, bungalows, maisonettes, row housing and apartments/flats. Flats and row/terrace houses are located mainly in major urban centres such as Ol'Kalou, Njabini and Ol'Joro Orok, while maisonettes, row houses and detached huts are found in the rural areas.

In Nyandarua County, 29% of residents have homes with cement floors, while 68% have earth floors. Less than 1% of homes have tiled floors and 2% have wooden floors. Ol'Joro Orok Constituency has the highest share of cement floors at 33%, which is 4 percentage points above the County average. Gatimu Ward has the highest share of cement floors at 56%.

In Nyandarua County, less than 1% of residents have homes with concrete roofs, while 95% have corrugated iron sheet roofs. Grass and *makuti* roofs constitute 1% of homes. Kinangop and Ol'Joro Orok constituencies have the highest share of corrugated iron sheet roofs at 96% each; 4 percentage points above Ndaragwa Constituency, which has the lowest share. Githabai Ward has the highest share of corrugated iron sheet roofs at 99%.

In Nyandarua County, 16% of homes have either brick or stone walls. 36% of homes have mud/wood or mud/ cement walls. A further 43% have wooden walls while 3% have corrugated iron sheet walls and 2% have tin or other walls. Ol'Kalou Constituency has the highest share of brick/stone walls at 21%, which is 5 percentage points above the County average. Kiambaga Ward has the highest share of brick/stone walls at 36%. Ndaragwa and Ol'Joro Orok Constituency have the highest share of wooden walls at 61%. Gathanji Ward has the highest share of wooden walls at 80%; 37 percentage points above the County average.

1.7 Land and Land Use

Land is a very important resource in the County, being the mainstay of the County economy.

1.7.1 Land Ownership Categories/Classification

Land ownership in Nyandarua is largely private with most owners being small-scale farmers with a few large farms spread across the County. The average holding size per household is 3.5 ha. With the projected population growth and the predominant cultural practices on inheritance, the average acreage per household will continue to decrease due to subdivisions. Over 90% of the households owning land have their title deeds.

Table 1.17: Anticipated Functions (Urban Areas and Cities Act)

Town/Centre	Projected Population (2026)	Urban Area Status
Ol'Kalou	135,264	Municipality
Njabini	12,380	Town
Engineer	4,166	Town
Mairo-Inya	20,199	Town

According to common belief in the County, every man must own land. This belief has led to fragmentation of land into small uneconomical pieces where they grow maize and other stAPle crops. This has been observed particularly in South Kinangop where the original farm sizes have been getting smaller at an alarming rate.

Table 1.18: Mean Agricultural Land Holding per Sub-County

Sub-County	Average (Acres)
Ol'Kalou	1.80
Kipipiri	1.47
Ol'Joro Orok	1.69
Kinangop	1.73
Ndaragwa	1.69

1.7.2. Incidence of Landlessness

Squatters have been settled in various parts of Nyandarua County since the colonial era. Squatters are mainly located within the townships and trading centres which hAPpen to be the colonial labour camps. Following the post-election violence of 2007, some internally displaced persons who moved into Nyandarua are yet to be resettled.

1.7.3 Settlement Patterns

There are three major settlement patterns identified in the County; clustered settlements, dispersed settlements and linear/ribbon settlements. These are further discussed below.

1.7.3.1. Clustered settlements

This type of settlement is found within the main urban centres. It is characterised by highly built-up areas with compact housing. The region has a high population density and the inter-house distance

is usually small. Such areas include Ol'Kalou, Engineer, Njabini, Mairo-Inya as well as parts of Ol'Joro Orok and Ndaragwa. These towns are either economic centres or administrative areas with settlement density reducing toWards the periphery.

1.7.3.2 Dispersed settlements

Mostly found in the rural hinterland of the County which is largely characterised by farming villages spread across the County. The built-up area is less compact, and the region has a low population density. Most of the rural settlements are influenced by availability of land, soil fertility, pastures, topography, climate and provision of basic services such as water, electricity and roads. Areas with this type of settlement include Shamata, Central, Charagita, Gathanji, Kanjuiri and Gathara Wards.

1.7.4 Type and Size of Land

The County can be categorised into two broad agricultural potential zones based on agro-ecological conditions: high potential zones (65 per cent) and low potential zones (35 per cent). The high potential zones include Kinangop, most of Ol'Kalou and Ol'Joro Orok Sub-Counties. The low potential zones include most parts of Ndaragwa and lower parts of Kipipiri Sub-Counties.

The table below shows land use patterns in the County.

Table 1.19 : Land Use Patterns

Land Use	Area (Km^2)	(%) of Total Land Area
Area under forests	347	10.69
Area under natural lakes	33	1.02
Area under cultivation	1,587	48.90
Area under natural pasture	276	8.50
Area under rocks and swamps	148	4.56
Roads, commercial centres and schools	320	9.86
Other areas	534.2	16.46
Total Area	**3245.2**	**100.00**

Source: Department of Lands, Housing and Physical Planning

There is pressure to subdivide land including land in agricultural areas with high potential as a result of increased population growth in urban areas. A total of 55,500 ha has already been affected, thus reducing average farm holding. The average land holding has come down to 4 ha and 0.8 ha in low and high potential zones respectively. Available data indicates that the optimum land holdings are 8.9 ha and 2.0 ha, respectively in both zones.

While 57 per cent of the land in the County is arable, only about 25 per cent is cultivated. In addition to size and fertility, other main challenges include urban sprawl which threatens agricultural land, inadequate service provision in urban settlements and unplanned growth of settlements.

1.8 Employment

Most of Nyandarua's population, about 46.2%, is self-employed, 13.0% is in full time employment, 9.4% are casual labourers, 20.1% are students and 11.4% are unemployed. About 24.5% of the households earn between 5,000 and 10,000 Kenya shillings a month, about 22.5% earn from 10,000 to 20,000 shillings monthly and a minority of about 3.3% earn above 50,000 per month.

Food crops, livestock and to a large extent horticulture production comprise the major economic activities in the agricultural sector. Cottage and small-scale industries are minor economic activities carried out in the market centres. The role of the sawmill as a major source of employment has declined with the fall in available trees for lumber in the County. Commercial tree production is now the only source of timber for the few saw mills that are still operational. The Jua Kali sector remains the most important economic activity in the urban and trading centres. These sectors are the major sources of employment opportunities in the County.

Agriculture employs about 50% of the population with most people employed in the family agricultural holding (Exploring Kenya's Inequality, 2013). Arable/Crop farming is the main agricultural activity in Nyandarua with a total arable land of 184,900 ha; in 2016, nearly 46% of this land was under crop farming. About 76.9% of households practise crop farming. Livestock farming is the second major employment sector under agriculture with approximately 65.1% of households rearing livestock: cattle, sheep, goats, poultry, pigs and rabbits. Cattle and sheep account for the largest percentage. Fishing is picking up as a source of employment and income for a number of households.

1.8.1. Labour Force by Sector

The Kenya Demographic Health Survey (KDHS 2014) indicate that most women in Kenya (59%) are employed in either the agricultural or the domestic sector. Fourteen percent of women are also engaged in professional, technical or managerial employment while 14% are engaged in sales, and services and a further 10% are employed as unskilled manual labour. In Nyandarua, more females than males are involved in agricultural production for both food and cash crop growing. Farming is mainly small-scale and is aimed at producing for own consumption and to generate income for the family.

The men, on the other hand, are more into Jua Kali activities. These activities require some specialised skills. The men acquire these skills through technical training or apprenticeship. Also, more men than women are involved in businesses because they can access credit more easily than their female counterparts.

1.8.2 Unemployment Levels

Unemployment rates are highest among the youth in Nyandarua due to a lack of manufacturing and service industries which the youth prefer to work in. There are few formal job opportunities in the public sector and the few financial institutions in the County.

1.9 Irrigation Infrastructure and Schemes

There are several irrigation projects in Nyandarua County: namely Kinungu irrigation project with 350 acres, Haki irrigation project, Marngarachi water pan, Muti Umwe water pan, Kwanjora

Water Pan Phase 1 and 2 each 10 acres and Munyu Gathanji irrigation project occupying 200 acres. Other irrigation schemes include: Mwihoko Githima irrigation scheme, Thiririka irrigation project, Kaimbaga irrigation project and Mutara irrigation project. Most of the irrigation schemes and projects practised in Nyandarua County are small-scale.

Under Mwihoko Githima irrigation scheme, pipes and fittings have been installed and 70 households benefit from this project; 40 households benefit from Thirika irrigation project where greenhouses, pipes and fittings have been installed.

In Ndaragwa Sub-County, which is largely dry, and experiences lower rainfall compared to other areas, the River Pesi, that has its source in Aberdare forest, cuts through the Sub-County and offers an irrigation potential that can be used to enhance agricultural production.

1.10 Crop, Livestock, Fish Production

1.10.1 Main Livestock and Crop Protection

Table 1.20: main livestock products

Product	2014 (MT)	2015(MT)	2016(MT)
Beef	3458.39	2213.76	2258
Chevon (goat meat)	131.020	344.160	351
Mutton	379.303	376.672	384
Poultry	187.409	260.096	265.2
Milk (Kgs)	187.409	224727.7	229222.3
Eggs (Nos)	9,548,970	10,666,960	10,880,299

Source: County Department of Livestock, 2017

Table 1.21: Main Crops Produced

Crop	Area in Hectares 2016	Yield (Production) in Tons	Crop Market Value
Irish potatoes	33,035	451,290	8.12 B
Maize	16,300	27,594	978 M
Garden peas	14,760	43,415	1.74 B
Cabbages	9,200	280,600	1.4 B
Beans	4,152	988	69.2 M
Carrots	1,150	nil	345 M
Other vegetables (Kales, Spinach, Tomatoes, Shallots, Onions)	1,300	26,000	520 M
Temperate fruits (Plums, Pears, Tree Tomatoes and Apples)	204	1,020	20.4 M
Wheat	3,520	9,729	324.3 M
Cut flowers	253	2,000	500 M
Snow peas	380	1,900	152 M

1.10.2 Acreage Under Food and Cash Crops

The acreage in the County under cultivation is 96,062 ha out of the total arable area of 184,900 ha. Nyandarua County experiences rains for most of the year apart from areas in Lower Ndaragwa Sub-County that are relatively dry.

1.10.3 Average Farm Sizes

Both large and relatively small land parcels are evenly distributed across the County. Small portions of land are found within the areas initially designated as colonial labour settlements.

1.10.4 Main Storage Facilities

Nyandarua County has three major storage facilities; two are Government entities (National Cereals and Produce Board in Lereshwa – Kipipiri and Ol'Kalou) while one is private owned (Midland Limited). Overall, these facilities can hold up to 215,000 bags.

1.10.5 Agricultural Extension, Training, Research and Information Services

The County has four institutions involved in agricultural training and services. There are two Agricultural Training Centres (ATC) in Njabini and Ol'Joro Orok. The ATCs are involved in training of farmers on farming techniques both in crop and livestock farming. The Animal Husbandry Industry Training Institute (AHITI) located in Gatimu offers courses on animal husbandry and the Kenya Agricultural and Livestock Research Organisation (KALRO) located in Ol'Joro Orok conducts research and offers advisory services. There is also an agricultural mechanisation station which hires out agricultural machinery to farmers.

1.10.6. Main Livestock Breeds and Facilities

Major livestock breeds are both indigenous and exotic. Cooling and pasteurising facilities exists in both Engineer in Kinangop Sub-County and Ol'Kalou though privately owned. Other facilities that exist with regard to livestock outputs are milk coolers owned by various dairy co-operative societies. Cattle dips are located across the County although their operations vary depending on their location and management. There is no processing plant for milk or any other livestock product.

Table 1.22: Animal Population and Projections

Livestock	2018	2020	2022
Cattle	346,430	353,393	360,496
Sheep	382,522	421,731	464,958
Goats	88,429	97,493	107,486
Camels	0	0	0
Donkeys	12,229	12,352	12,475
Pigs	879	883	892
Indigenous chicken	579,966	701,759	849,128
Commercial chicken	55,000	56,106	57,233
Beehives	17,744	18,101	18,464
Rabbits	44,670	45,568	46,484

1.10.7 Ranching

Kipipiri Sub-County holds the only ranch in the County – Ol Magogo, which is run by KALRO. It occupies 300 hectares and mainly rears sheep and cattle.

1.10.8 Apiculture (bee keeping)

Aberdare forest is the main source of honey for the County with bee farming mainly practised by farmers in Ndaragwa Sub-County given the favourable weather and climatic conditions for apiculture. apiculture is also practised in Geta, Kipipiri and Kinangop Sub-Counties.

1.11 Oil and Other Mineral Resources

There are no minerals of any significant value in the County and no exploration for minerals has ever been documented in the County. There is need to undertake geological mAPping to determine whether there is mineral potential and if any is found, to consider inviting investors to concession and explore the viability of any commercial mining.

Small-scale quarrying is the only significant extraction activity within the County. The most notable quarry sites are in Kibathi, Ol'Joro Orok (near Kangui), Kapten, Ndemi, Mumui, Ndunyu- Njeru and Tulaga which provide materials for building construction and road maintenance such as gravel and murram. Pumice for use in building is mined near Kinungi in small quantities although there are ample reserves.

1.12 Tourism and Wildlife

1.12.1 Main Tourist Attractions and Activities

Although the County is within the Mt Kenya and Aberdare Ranges tourist circuits, tourism remains undeveloped. The County is richly endowed with abundant game for tourist attraction. The main tourist attraction sites include: the Aberdare National Park which has abundant wildlife and recreational activities including mountain climbing and nature trails; Lake Ol'Bolosat which is ideal for bird and hippos watching, boating, water surfing activities and sport fishing; pre-colonial and colonial times settlements where there exist "White Mischief Happy Valley Homes" at the foot of the Aberdare forest where the colonialists lived; the Mau Mau caves at Geta and Kimathi which some Community Based Organisations have endeavoured to preserve; and other attractions including scenic terrains, waterfalls, rivers and forests.

There are numerous investment opportunities in tourism as the County has few star rated hotels.

1.12.2 Classified/Major Hotels

There are 23 unrated hotels including restaurants with a combined bed capacity estimated at 400. The rating programme is ongoing and is being conducted by the tourism regulatory authority.

1.12.3 Main Wildlife

The wildlife in the County is mainly found in the park, forests and at lake Ol'Bolosat. The Aberdare National Park has abundant wildlife which include elephants, hippopotamus, cheetahs, lions,

leopards, monkeys, wild pigs, baboons, water bucks, Thompson's gazelles, zebras and hyenas. Lake Ol'Bolosat has hippopotamus in addition to a large population of bird species, in particular the Sharpe's long claw eagle, one of the threatened bird species, can also be found here.

1.12.4 Wildlife Conservation Area

The County wildlife conservation areas include the Aberdare National Park and forest which covers an area of 767 square km^2 and Lake Ol'Bolosat covering about 33 km^2. The gazettement of Lake Ol'Bolosat as a protected area is currently in progress. The Aberdare National Park is managed by the Kenya Wildlife Service (KWS).

1.12.5 Total Number of Tourists Visiting Attraction Sites Annually

An estimated 6,000 visitors visit the Aberdare National Park and Lake Ol'Bolosat. These visitors are estimated to generate Kshs.100 million in terms of revenue. It is projected that the County will receive 9,000 and 12,000 visitors annually by 2020 and 2022 respectively. The projected earnings from these visits are expected to hit Kshs.180m and 240m annually in 2020 and 2022 respectively.

1.13 Industry and Trade

The County, apart from being predominantly agricultural, has other resources which include: forestry, water, tourism and natural stone for quarrying. There is potential for secondary utilisation of these resources. Potential for agro-industrial processing exists in the dairy and livestock sector, horticulture and food crop production. Other economic activities include: saw-milling, commerce and small-scale Jua Kali industrial enterprises.

1.13.1 Markets

There are about 313 trading market centres. The majority of them have scheduled market days where buyers and sellers congregate for trading on retail basis. Major goods traded in these markets include potatoes, cabbages and tomatoes among other agricultural produce, second-hand clothes and household items. There are 537 registered wholesale traders and 12,900 retailers in the County. This implies that the bulk of the trade is in retail.

1.13.2 Industrial Parks (including Jua Kali sheds)

No established industrial parks exist in the County; however industrial areas have been set aside in the zoning plans. There are four already established Constituency Industrial Development Centres in Kipipiri, Kinangop, Ol'Kalou and Ndaragwa but operating under capacity due to lack of equipment.

In the absence of a strong formal industrial base, the Jua Kali sector remains the most important economic activity. The main activities include tailoring, carpentry and joinery, blacksmith, welding/ fabrication and motor vehicle repairs. This sector provides the bulk of farm implements. The County has a total of five Jua Kali associations with a combined membership of 1023 people. Most of the Jua Kali artisans however operate in un-coordinated manner in production and marketing.

1.13.3 Major Industry

There are no large-scale industrial activities related to manufacturing and processing. There are however numerous small-scale industrial activities such as saw-milling, furniture and metal fabrication, among others concentrated mainly in the urban and market centres.

The metal fabrication works and wood crafts have now extended to the rural areas because of electricity supply. The contribution of these cottage industries to the local economy cannot be estimated because most entrepreneurs are not willing to disclose information on the amount of money they earn. The closure of forests has led to a closure of most saw-milling enterprises, which had been a major employer.

Table 1.23: Potential Industries in Nyandarua

Industrial Structure	Livestock	Crops	Forestry	Quarrying	Jua Kali
	Meat hides/ wool milk skins	Pyrethrum, horticultural produce flour grains	Timber	Natural stones	
Primary	Slaughtering, shearing, milking	Picking harvest, drying, Sorting, storage	Tree harvest	Stone extraction	
Secondary	Drying, storage, cooling, processing, packaging	Grading, cooling, packing	Saw milling Furniture making		Metal works, Tailoring, processing, packaging M/ Garage

Thread milling which is done on a small scale in Kinangop could be expanded and replicated in other areas as the raw material (wool) is readily available in the County. The Midlands potato processing factory in Njambini has a contracted market in Nairobi. There is room to expand this factory and establish more to boost potato farming in the County and offer cold storage facilities for green peas and carrots.

The pyrethrum processing industries in the County that have since collAPsed should be revived.

Milk processing and dairy product making should be expanded to enhance value addition. There is also potential for processing of hides and skins. Cut Flower farming is also practised in the County with flower farms in Ol'Joro Orok, Ol'Kalou and Kipipiri.

1.13.4 Types and number of businesses

Commercial and trade enterprises are spread throughout the County with major concentration in the towns and market centres. The main commercial activities include sale of milk and horticultural produce, wholesale, and distribution of animal feeds, seeds, and fertilisers, transport services, vehicle and motor cycle garages and spare shops, butcheries, hotels and restaurants.

The County residents market their products through various channels but mainly through individuals

and middlemen who end up exploiting them through price manipulation and delayed payments.

Formal commercial activities include either wholesale or retail trade, e.g., supermarkets and shops. Some notable supermarkets are Jamaa supermarket in Ol'Kalou and Fair Price supermarket in Njambini and Engineer. By the end of 2014, Nyandarua County had a total of 1,225 licensed businesses. Most of them were retail traders accounting for 23.43% of the total number followed by wholesale traders who took a 15.67% stake. The table below shows licensed businesses in Nyandarua by category in 2014.

Table 1.24: Licensed Businesses by Category, 2014

Category	Number	Percentage
Retail Traders	287	23.43
Supermarkets	2	0.16
Wholesale Traders	192	15.67
Hawkers	177	14.45
Registered Hotels	16	1.31
Petrol Stations	3	0.24
Liquor Outlets	4	0.33
Other Businesses	544	44.41
Total Licensed Businesses	**1,225**	**100.00**

Source: Nyandarua County Statistical Abstract, 2015

1.14 Forestry and Agroforestry and Value Addition

1.14.1 Main Forest Types and Size of Forests (Gazetted and Un-gazetted Forests)

Total gazetted forest area in the County is 49,916.2 km² which is concentrated in the western side of the Aberdare Ranges. The main forest areas include four forests, namely Ndaragwa (13,233.5 ha), Lake Ol'Bolosat (3,326.9 ha), Geta (19,884.3 ha), North Kinangop (6,811.5 ha) and South Kinangop (6,660 ha). The gazetted forest areas also include Lake Ol'Bolosat wetland which covers 33.3 sq. km. Out of the total gazetted forests, plantation type of forest covers 84.3 sq. km, natural forests area 21.2 sq. km, grassland 39.4 sq.km, bush land 84.35 sq.km and bamboo 77.01 sq.km.

There are non-gazetted forests in the County namely Muruai, Kirima, Kaimbaga Extension, Mawingu, Salient and Malewa Tree Nursery as well as two presidential tree parks within Ol'Kalou urban centre.

1.14.2 Main Forest Products: Gazetted and Un-gazetted forests

The main forest products are livestock fodder (grass), timber, poles and fuel wood. These are both from gazetted and non-gazetted forests. As many households in the County use firewood and charcoal as cooking fuel, there is a need to explore more sustainable sources of energy in order to sustain and increase the County's forest cover.

1.14.3 Agroforestry

One of the Governor's undertakings in the manifesto is engaging friendly forest communities in reforestation, commercial agro forestry and developing cottage industries for forest products.

(a) Income generating activities including farm forests

A number of farmers and institutions have been able to establish woodlots in their farms. The total area under farm forestry is estimated to be 97.36 Km² and is increasing. Most of the trees

planted on farms provide a source of income when they are sold to saw millers. For instance, under plantations, the County has 27.95 sq.km of cypress, 11.2 sq.km of pine and 6.6 sq.km of eucalyptus. Some of these are sold to the Kenya Power and Lighting Company.

(b) Protection of water catchment areas

The activities on protection of water catchment areas include riverine tree planting, sensitisation of Community Forest Associations (CFA) on Forest Protection for sustained benefits from the Forest, enforcing conservation efforts by arresting and prosecuting offenders, involving all other stakeholders and relevant arms of Government as well as adequate facilitation of the responsible officers.

(c) Prevention of soil erosion

In addition to riverine tree planting, degraded sites in farmlands need to be rehabilitated and steep slopes in river banks continuously planted with indigenous trees while gazetting steep slopes and hilltops as conservation areas.

1.14.4 Value Chain Development of Forestry Products

1.14.4.1 Provision of wood fuel and generation of energy for industries, e.g., Tea Estates

Factories are supplied with fuel wood from all the forest stations through contracted contractors during the harvesting period. Due to lack of industries in the County, the contractors are from other counties. Factories have also leased farms from individual land owners for purposes of planting trees as a source of wood fuel (e.g., KTDA in Ndaragwa).

1.14.4.2 Improvement of soil fertility by growing fertiliser trees

Farmers have always been advised and sensitised on agroforestry tree species like *calliandra, lecuaena, casuarinas*. These trees are nitrogen fixing and hence fertilize the soil. Some of these trees have been used to reclaim degraded soils.

1.14.4.3 Growing of fruit trees for improved nutrition for domestic use and markets

Promotion of fruit trees like mangoes and avocadoes has been ongoing. Seedlings have been distributed to each number of the group and individual farmers and some have established fruit orchards in their farms. Main fruit trees are plums (in Mirangine), pears and apple trees.

1.14.4.4 Provision of carbon sinks, e.g., carbon trading

Trees act as carbon sinks, but carbon trading has not taken off in the County mainly due to lack of knowledge on carbon trading mechanisms. Therefore, there is need for proper mechanisms to exploit carbon trading especially in the forests which are protected and on-farm forest activities.

1.14.4.5 Beautification activities in towns, highways, schools, homes and other public places

Planting of ornamental trees and beautification of Ol'Kalou and other main centres will be accelerated with the support of individuals, schools and other institutions. There are two recreational tree parks situated within the Ol'Kalou urban centre which have not been gazetted: The Presidential

Tree Park (Nyayo Tree Park) covering about 37.4 ha (87 acres) and National tree planting site, covering about 0.20 Km^2.

1.14.4.6 Animal feeds production ventures

Trees like *leucaena calliandra* are good fodder for livestock. The Kenya Forest Service has been promoting growing of the same basically to provide food for animals. These tree species have provided alternative nutritional fodder during the dry spells and are planted as hedges or as boundary markers.

1.14.4.7 Growing and processing for medicinal purpose/value plants and products

To ensure sustainable collection of herbs from the gazetted forests, promotion of planting of high value indigenous trees like *Prunus Africana (muiri), Kigelia Africana (muratina) fagaramacrophylla* (*munganga*) on private farms have been done through capacity building. In forestry, opportunities exist in the carbon trading where farmers are yet to embrace the idea and the benefits it brings.

1.15 Financial Services

1.15.1 Banking and Other Financial Institutions

There are four main commercial banks: Equity Bank, Kenya Commercial Bank and Cooperative Bank with branches, ATM networks and agents spread in various market centres within the County. There are 3 microfinance institutions, namely Faulu Kenya, Kenya Women Finance Trust (KWFT) and Small and Micro Enterprise Programme (SMEP). There are 32 SACCOs with 22,000 members.

1.15.2 Distribution/Coverage of Financial Services by Sub-County

1.15.2.1 Co-operative societies

The County has 96 active co-operative societies of which 40 are in agriculture and dairy, 32 are banking related SACCOs, 2 investment co-operative societies, 3 multipurpose co-operative societies, 5 housing societies, 12 transport SACCOs, and 1 Jua Kali and 1 *boda boda* co-operative societies. These co-operatives have a total of 86,816 registered members.

Table 1.25: Co-operative Societies and Membership, 2017

Co-operative societies by type	Number	Registered members	Total turnover /share cAPital in Kshs.
Agriculture dairy	40	59729	869,586,000.00
Investment	2	2000	1,100,000.00
SACCOs	32	22,000	2,257,154,000.00
Multi-purpose	3	1,115	800,000.00
Housing societies	5	1200	250,000.00
Transport SACCOs	12	550	60,000,000.00
Jua Kali	1	200	72,000.00
Boda boda	1	22	60,000.00
Total	**96**	**86,816**	**3,189,022,000.00**

1.16 Environment and Climate Change

1.16.1 Major Degraded Areas/Hotspots and Contributors to Environmental Degradation

There are several contributors to environment degradation in the County. These include: degradation of Lake Ol'Bolosat due to encroachment and pollution from human settlements and agricultural activities; increased quarrying activities which have caused loss of vegetation cover and topsoil making topsoil vulnerable to erosion; threats to forests due to excessive logging, charcoal production, cultivation, settlement, and forest fires; blocking of natural waterways by farmers resulting in increased volumes of water in fewer waterways leading to increased erosion and flooding; and poor waste management, both liquid and solid waste.

1.16.2 Environmental Threats

There are environmentally-sensitive areas which play a critical role in nature where they serve as habitats to a wide range of species. They also aid in absorption of natural pollution, i.e., carbon sinks. Such areas are invaluable and require conservation. They include: riparian reserves, lakes, wetlands, forests and open/green spaces in urban areas. The main ecologically sensitive areas in Nyandarua County are: Lake Ol'Bolosat, The Malewa river ecosystem, Kinja River, Nyairoko River (which has a wetland along its course), Aberdare Forest and Ndaragwa Forest. Other forests are Ol'Bolosat, Geta, North Kinangop and South Kinangop.

Threats facing ecological areas in Nyandarua include: tree species like blue gum that dry up the wetlands; encroachment on riparian reserves; encroachment and pollution of Lake Ol'Bolosat from human settlements and agricultural activities; increase in unregulated quarrying activities (especially in Ol'Kalou, Kipipiri and Kinangop) and sand harvesting in Miharati; silting of dams and rivers; deforestation particularly in Ndaragwa and areas close to the Aberdare Ranges; uncontrolled logging/burning of charcoal causing air pollution, degradation of the forest and wild fires; and over-reliance on wood fuel: 77.6% of households use firewood, 19.4% use charcoal for cooking.

1.16.3 High Spatial and Temporal Variability of Rainfall

The County has witnessed a change in climate over the years. The weather patterns have changed. Previously, the County experienced rainfall throughout the year but nowadays there are two distinct

rainy seasons with the long rains in March to May and short rains from September to December. This change in weather patterns has also changed the farming patterns in the County as some areas such as Ndaragwa experience some periods of drought and famine. Cases of crop failure have also been common due to extremely low temperatures at night leading to frost bite. Livestock farming has also been affected leading to reduced productivity especially for dairy and beef products. Cases of disease incidences, e.g. malaria is now common unlike in the past when the County was considered a malaria free zone.

1.16.5 Solid Waste Management Facilities

Solid Waste Management in Nyandarua is characterised by: Low implementation of environmental laws; Poor practices such as indiscriminate dumping and lack of waste segregation. The main waste include: domestic, industrial and medical waste. To comply with National Solid Waste Management Strategy Standards, the County will need to zone off waste collection areas; ensure timely and regular collection of all wastes and provide waste collection facilities; ensure that collected waste is transported to designated sites for waste disposal; gazette a County dumpsite and accelerate the process of purchasing land for dumpsites in Ndunyu Njeru and Engineer Market and increase the number of garbage collection trucks.

Urban areas are the largest generators of liquid waste. However, all the urban areas in the County luck sewerage networks posing a risk of contamination and ill-health. The major sources of liquid waste are households, institutions, commercial establishments and light industries. The wastes mainly include blackwater, sullage and waste from industrial processes. Most of the households, 84.1%, rely on pit latrines for sewage disposal. A majority of the households, close to 74.2%, pour waste water in their compounds.

1.16.6 Climate Change Mitigation Measures and Adaptation Strategies

The County Government in collabouration with other stakeholders will need to enhance mechanisms for: enforcing the laws and regulations regarding encroachment of river banks, forests, wetlands and other riparian reserves; repossessing of illegally acquired forests, riverbanks and wetlands where they have been grabbed; gazettement and de-silting of the lake to enhance retention of the lake and reduce human wildlife conflict; promote tree planting both at the farm level and public land; promote the carbon credit trading programmes; development of alternative sources of energy including biogas, solar, electricity, energy saving *jikos*; encouraging farmers to move from range management of livestock to zero grazing; promote greenhouse farming for enhanced productivity; encourage farmers in the drier areas of Ndaragwa, Kipipiri and Ol'Kalou to adopt high value drought resistant crops and irrigation farming; and construction of multipurpose dams for farming, livestock watering and power generation.

Strategies employed by the County Government to curb deforestation include: Establishment of plantation forests in gazetted forest areas; provision of advisory information to tree growers; promotion of the establishment of commercial woodlots; urban and roadside tree planting and beautification; and promotion of efficient wood and energy utilisation technologies.

1.17 Water and Sanitation

1.17.1 Water Resources and Quality

The County is categorised as water scarce. The situation has been aggravated by degradation of water catchments leading to reduced ground water recharge. As a result, boreholes have medium to low yields. The main source of water in the County is rainwater which ends up in dams and rivers.

A total of 22 rivers flow through Nyandarua County, of which eight are permanent, namely Malewa, Ewaso Narok, Pesi, Turasha, Chania, Kiburu, Mkungi and Kitiri.

Lake Ol'Bolosat, which is the only lake and the largest water mass in the County, is fed by streams and groundwater seepage from the Aberdare and Dundori hills. Human activities and clearance of the catchment areas for settlement have affected its natural replenishment system.

The major rivers within the County originate in the Aberdare forest and drain to the Ewaso Ng'iro, Rift Valley, Tana and Athi catchments.

The County experiences two rainy seasons with the long rainy season from March to May, with a maximum rainfall of 1,600 mm and short rainy season from September to December, with a maximum rainfall of 700 mm.

Rainfall intensity varies according to the location. Areas near the Aberdare slopes receive sufficient rainfall, whereas rainfall in the lower parts of Ndaragwa and the plateau is scanty and erratic.

The County has one lake, about 222 small dams, 280 boreholes, 6,244 shallow wells and 96 springs. Main source of water for domestic use is small dams and shallow wells. Most of the water used is untreated which poses a health risk to the population.

1.17.2 Water Resources Management

There are two registered water companies in the County, namely Nyandarua Water and Sanitation Company and the Ol'kalou Water and Sanitation Company, in addition there are several community managed water supply schemes. However some areas in the County are not covered by these schemes and therefore remain unserved. The water supply schemes are unreliable requiring augmentation and rehabilitation to increase the number of households with access to piped water.

1.17.3 Water Sources and Access

About 46,400 households have access to piped water. Most of the households depend on water from shallow wells, dams, springs, roof catchment and rivers.

1.17.4 Sanitation

Sanitation encompasses maintenance of personal hygiene, safe disposal of liquid and solid waste, control of disease vectors, provision of safe drinking water and provision of hygienic shelter. The

main form of disposal of human waste is pit latrines, 92 % of the households have latrines, 3% have flush toilets and there is no sewerage system in the County. On the other hand, 32.8% of Nyandarua's households dispose of their solid waste at garbage pits while 28% of households burn their waste and 25% dispose it in their gardens. The County Government collects garbage for only 2% of the households.

There is need to develop sewerage systems for the major urban centres of Ol'Kalou, Mairo-Inya, Engineer and Njabini and provide regular and adequate systems for the disposal of waste for other urban centres and at individual household level.

1.18 Health Access and Nutrition

There are currently 207 health facilities of which 73 of these are public health facilities. There is a County referral hospital; J.M. Memorial Hospital, a County hospital Engineer and one faith-based hospital N. Kinangop Catholic Hospital. The County has a total of 788 health personnel. The doctor population ratio is 1:28,000; nurse population ratio is 6:10,000 a staff population ratio of 11:10,000 (the WHO recommended ratio is 23:10,000). The bed capacity is 486.The average distance to the nearest public health facility is 3.7 Km; recommended 5 Km (WHO). In some areas of the County, access is hindered by geographical barriers.

The average distance to the nearest health centre is 3.2 km. In the County, 21 % of the households travel up to one kilometre to access health service, 78 % travel between 1.1 km and 4.9 km while those who travel above five kilometres account for 1 % of the population.

Of major concern is that only 15% of the total population in Nyandarua County use mosquito bed nets. This needs to be improved through creating public awareness to the residents.

1.18.1 Health Access

There are 2 Government hospitals, 1 mission hospital, 26 health centres, 45 dispensaries, 7 mission dispensaries, 125 private clinics and 69 community units.

The distribution of available health personnel is as follows:

Table 1.26: Distribution of Available Health Personnel

No	Staff cadres	No. available	No./ 10,000	Available by tier			Required by tier			Total gAPs		
			County	Management	Hospitals	Primary care	Management	Hospitals	Primary care/ Community	Management	Hospitals	Primary care/ Community
1.	Medical officers	14	0.28	1	21	0	2	56	0	1	35	0
2.	Specialist (surgeon, public health, gynaecologist, anaesthstic, radiologist, phycisian, peadtrician)	7	0.06	1	6	0	3	19	0	2	13	0
3.	Dentists	2	0.03	0	2	0	0	6	0	0	4	0
4.	Dental Technologists	1	0.01	0	1	0	0	4	0	0	3	0
5.	Public Health Officers	57	0.70	8	2	37	10	2	40	2	0	3
6.	Public health technician	33	0.75	0	0	50	0	0	56	0	0	6
7.	Pharmacists	7	0.09	3	4	0	3	16	0	0	12	0
8.	Pharm. Technologist	12	0.18	0	3	9	0	36	26	0	33	17
9.	Lab. Technologist	44	0.07 0.57	2	18	24	2	35	40	0	17	16
10.	Orthopedic technologists	2	0.03	0	2	0	0	13	0	0	11	0
11.	Nutritionists	15	0.21	1	7	7	1	15	47	0	8	40
12.	Radiographers	5	0.06	0	5	0	0	24	0	0	19	0
13.	Physiotherapists	6	0.11	1	4	1	1	10	0	0	5	0
14.	Occupational Therapists	3	0.04	0	2	1	0	10	2	0	8	1
15.	Plaster Technicians	3	0.04	0	3	0	0	24	0	0	21	0
16.	Health Records and Information Officers	7	0.12	5	2	0	7	22	5	2	20	5
17.	Health records and information technician	6	0.09	1	2	3	1	5	13	0	3	10
18.	Medical engineering technologist	1	0.01	0	0	1	0	8	5	0	8	4
19.	Medical engineering technicians	5	0.07	0	4	1	0	4	1	0	0	0
20.	Mortuary Attendants	2	0.01	0	2	0	0	8	0	0	6	0
21.	Drivers	5	0.07	4	1	0	10	8	28	6	7	28
22.	Accountants	3	0.04	1	2	0	6	4	0	5	2	0
23.	Administrators	4	0.06	2	2	0	6	3	0	4	1	0
24.	Clinical Officers (specialists)	12	0.18	2	10	0	2	28	0	0	18	0
25.	Clinical Officers (general)	42	0.63	0	14	28	0	50	50	0	36	22
26.	Nursing staff (KRCHNs/ KRN)	242	3.04	11	154	77	11	507	200	0	53	353
27.	Nursing staff (KECHN)	168	2.52	0	41	127	0	61	157	0	20	30
28.	Laboratory technicians	11	0.16	0	6	5	0	10	15	0	4	10

No	Staff cadres	No. available	No./ 10,000	Available by tier			Required by tier			Total gAPs		
			County	Management	Hospitals	Primary care	Management	Hospitals	Primary care/ Community	Management	Hospitals	Primary care/ Community
29.	Community Oral Health Officers	1	0.01	0	0	1	0	0	5	0	0	4
30.	Secretarial staff	4	0.06	3	1	0	7	2	3	4	1	3
31.	Attendants / Nurse Aids	0	0	0	0	0	0	0	0		0	0
32.	Cooks	1	0.01	0	1	0	0	12	58	0	11	58
33.	Cleaners-support staff	13	0.19	0	8	5	2	50	148	2	42	143
34.	Cleaners-solid waste management	17	0.25	0	0	17	0	0	125	0	0	108
35.	Security	0	0	0	0	0	2	8	120	2	8	120
36.	CHEWs	4	0.06	0	0	4	0	0	4	0	0	0
37.	Medical social workers	7	0.10	0	2	5	0	3	5	0	1	0
38.	Clerical officers	5	0.07	2	3	0	4	12	29	2	9	29
39.	Telephone operators	2	0.04	0	2	0	0	3	0	0	1	0
40.	Supply chain management officers	3	0.01	2	1	0	7	4	0	5	3	0
Total		**784**										

1.18.2 Morbidity: Five Most Common Diseases in Order of Prevalence

The average morbidity rate for the County is 21.2 % with the male morbidity rate at 19.2 % and female morbidity rate at 23.4 %. Most of these diseases are bacterial infections that can be prevented through proper clothing, APpropriate beddings, water treatment and hand washing.

Table 1.27: Prevalence of Common Diseases in the County

	New Cases	July 2016 to June 2017	% Contribution
1.	Disease of respiratory system	331796	45.6
2.	Disease of the skin	55821	8.2
3.	Pneumonia	25134	3.7
4.	Diarrhoea	32280	4.7
5.	Arthritis, joint pains	38003	5.6
6.	Dental disorders	12300	1.8
7.	Hypertension	26636	3.9
8.	Road traffic injuries	1648	0.2
9.	Eye infections	14156	2.1
10.	Urinary tract infections	18407	2.7
	Total opd services	**683531**	

1.18.3 Nutritional Status

1.18.3.1 Prevalence of stunting and wasting in children under 5 years

Stunting (low height for age) is the chronic restriction of a child's potential growth. Twenty-nine per cent (29%) of children less than five years old in the County are stunted, three percentage points higher than the national average. On the other hand, 7% of the children are either underweight or overweight. The prevalence of wasting among the under-fives is 2%.

The main causes of malnutrition in the County include poor maternal, infant and young child feeding and breast-feeding practices. Only 37.4 per cent of children aged 6 to 23 months receive adequate dietary diversity and meal frequency. Micronutrient deficiencies are widespread among the children. Maternal anaemia is also a major determinant of child growth. Only 6% of pregnant women receive the recommended 90 or more doses of iron/folate supplements.

Increased consumption of junk foods predisposes children to overweight and obesity, a precursor for non-communicable diseases later in life.

1.18.4 Immunisation Coverage

The immunisation coverage stands at 85.3% of the children in the entire County. There is, however, marked variation with some areas recording lower coverage. Some families do not take their children for immunisation due to religious beliefs or out of ignorance. This has led to prevalence of communicable diseases which could have been prevented. Immunisation can be improved through proper sensitisation to overcome the religious beliefs hampering immunisation.

There is a need for enhanced awareness campaigns on the need and importance of immunisation which can be done through expansion of the community health strategy.

1.18.5 Maternal Health Care

Maternal health is linked with the survival of new born babies. Provision of continuous care during pregnancy, labour and delivery and the postnatal period results in reduced maternal and neonatal morbidity and mortality.

In antenatal care (ANC), 96.7 % of the pregnant mothers seek first antenatal care while 58% of pregnant mothers seek fourth antenatal care from a skilled provider while 3.3% do not seek ANC services at all (KDHS 2014). Regular antenatal care is helpful in identifying and preventing adverse pregnancy outcomes.

In delivery, 86.1% of the mother deliver in health facilities while 12.8% deliver at home. Obstetric care from a health professional during delivery is recognised as critical in reducing maternal and neonatal mortality. 85.3% of the deliveries are conducted by a skilled provider.

1.18.6 Access to Family Planning Services/Contraceptive Prevalence

Access to family planning services in the County is widespread and is found in all health facilities. The contraceptive acceptance rate stands at 67%. The most commonly used contraceptives are male condoms, injectable contraceptives and pills. The remaining 33% represent the unmet need for family planning. Some women have not tried contraception because they fear side effects. Counselling about side effects and mass media communication can improve acceptance rate.

Modern contraceptive use has increased with women education. The unmet need for contraceptive is highest in rural areas and among the poorest women.

Men should also share the burden of family planning by accepting permanent or temporary family planning methods. Health education, sex education and family planning should be an integral part of school/college education.

The health facilities in Nyandarua County are inadequate with a strained workforce owing to big staff shortage; insufficient supply of essential drugs; inadequate modern equipment; poor road network to health facilities and lack of water supply in health facilities.

1.18.7 HIV and AIDS Prevalence Rates and Related Services

HIV prevalence in the County stands at 3%. HIV prevalence among women in the County is higher (4.4%) than that of men (1.6%). The County contributes 0.8% of the total number of people living with HIV in Kenya and is ranked 29th nationally. There are estimated 12,754 people living with HIV in the County with 10% being young people aged 15-24 years and 4% being children under the age of 15 years. Antiretroviral treatment coverage in the County is 92% but viral suppression is poor at 44%. Mother to Child transmission rates are 6.4% in the County against global target of 5 %.(Kenya HIV profile 2016).

1.19 Education, Skills, Literacy and Infrastructure

1.19.1 Pre-School Education (Early Childhood Development Education)

The County currently has 929 Early Childhood Development and Education (ECDE) centres of which 496 are public and 433 are private. The enrolment stands at 33,953 where 20,216 are in public centres and 13,737 are in private centres. In this enrolment, 17,270 are boys while 16,683 are girls. The enrolment is approximately 49.49% of the projected target population aged between 3 and 5 years. The Gross Enrolment Rate (GER) is 54.5% with that of boys being 55.6% and that of girls being 53.3%. The Net Enrolment Rate (NER) is 53% with that of boys being 54.2% and that of girls being 51.8%. This indicates that there are many children who are not enrolled in ECDE. There are 1317 ECDE teachers, indicating a general teacher pupil ratio of 1:26. There are 789 teachers in public centres and 528 teachers in private centres. The average age of attendance to ECDE is two years.

1.19.2 Primary Education

The County has 507 primary schools of which 349 are public while 158 are private. The total enrolment is 151,165, where 128298 are in public primary schools and 22427 are in private schools. In this enrolment, 76,165 are boys while 75,000 are girls. The enrolment is 92.5% of the County population aged 6 and 13 years. The Gross Enrolment Rate (GER) in primary schools is 109.5% while the Net Enrolment Rate (NER) is 96.8%. The number of public primary school teachers is 3,942 with a pupil teacher ratio of 1:33.About 3% of children travel for less than one kilometre to school while 93% travel between 1.1 and 4.9Kms. 4% of the children travel for more than 5km to school.

1.19.3 Youth polytechnics

The Youth polytechnics are basic technical education institutions intended to offer school leavers both from primary and secondary schools opportunities to acquire education and training, knowledge and technical skills for gainful employment. Besides, they equip the youth with entrepreneurial skills based on appropriate technology enabling them to utilise locally available resources for further job creation.

The polytechnics in Nyandarua County include: Rurii Polytechnic, Ol'Kalou Polytechnic, Melangine Polytechnic, Ngorika, Mukeu polytechnic, Kinangop polytechnic, Njabini Polytechnic, Munyaka YP (Engineer), Nandarasi (under construction), Miharati Polytechnic, Kahoro Polytechnic, Lereshwa Polytechnic, Kangui Polytechnic, Ngano and Geta polytechnics are yet to be renovated, Leshau Polytechnic, Shauri Polytechnic, Shamata Polytechnic, Pesi Polytechnic, while Kanyagia and Karagoini polytechnics were renovated and ready for use. Mbuyu and Ol'Bolosat polytechnics (under construction) and Raichiri polytechnic was supplied with electricity.

The County has twenty-four (24) public youth polytechnics (YP) distributed as follows: 9 in Ndaragwa Sub-County, 2 in Ol'Joro Orok, 4 in Ol'Kalou, 4 in Kipipiri and 4 in Kinangop. Out of this, 15 polytechnics are operational with total enrolment of 1540 trainees, while 4 are non-functional, 3 are under construction and two 2 needs to be renovated.

The institutions have 93 instructors of which 6 are permanent and pensionable 26 on contract under ESP and 61 are employed by Boards of Management(BOM).

The main challenges in the education sector include inadequate infrastructure, equipment; long distance travelled from home to ECDE centres, acute shortage of qualified instructors; lack of modern teaching machines, tools and equipment in polytechnics; high examination fees in polytechnics; high dropout rate in Youth Polytechnics; inadequate institutions of higher learning; lack of an institution offering agro-based courses which would be more relevant to the economy of the County; lack of land tenure documents in primary schools and insufficient special schools.

1.19.4 Secondary Education

There are 221 secondary schools; 167 public and 54 private. The average distance travelled to access a public secondary school facility within the County is 2.5 km. This is longest in Ndaragwa, 3.3 km

and shortest in Kipipiri, 2 km. Current total enrolment is 57,646, of which 51,599 are in public and 6,047 are private.

The total number of secondary schools in the County is 219 of which 167 are public schools while 52 are private. The total enrolment stands at 60,021, comprising of 53,974 in public schools and 6,047 in private schools. In this enrolment, 28,303 are boys while 31,718 are girls. This enrolment is 60.66% of population aged 4–17 years. There are 1,656 teachers in public schools in the County giving a teacher/student ratio of 1:33. The dropout in secondary schools stands at 5.8%. Students travelling less than one kilometre to school account for 12%, with 54% travelling 1.1 to 4.9 km and 34% travelling for five kilometres and above. The transition from primary to secondary school is 21%, meaning that 79% either join tertiary institutions or they drop out of school after primary school education.

1.19.5 Tertiary Education

The County has four technical training institutes, namely Nyandarua Institute of Science and Technology (NIST), Leshau, Kinangop, and Kipipiri Technical Training Institutes. In addition, there is the Aberdare Teacher Training College. The County also has Animal Health Industry Training Institute (AHITI) at Ol'Joro Orok. Lack of adequate tertiary institutions has negatively affected the transition to higher learning for skills development and also upgrading from traditional to market driven courses. The sector needs close attention since the level of education is always proportional to the rate of development.

1.19.6 Adult and Continuing Education

There are 36 special needs schools. There were 130 ACE centres by 2015. Total enrolment in ACE in 2014 was 4,326. Most students in ACE facilities are female. Kipipiri Constituency has the highest enrolment while Mirangine has the least.

The County literacy rate stands at 84%. This is the County population that can read. The population aged 15 and above that can read and write in the County is about 83.8%, better than the National average of 78%. This implies that about 16% of the population cannot read and this will be the target group for adult education basic literacy programmemes.

1.19.7 Museums, Heritage and Culture

Sites and monuments constitute the nation's immovable heritage. These sites and monuments, including the natural and cultural landscapes, historical and contemporary architecture, memorials, artworks and sculptures, are a testimony of our identities, shared aesthetical values and creative expressions.

The conservation and appreciation of such sites and monuments promote a stable society and ensures recognition and respect for the differences and cultural identities of distinct communities.

Tangible culture includes archaeological findings and cultural artefacts. The Government shall put in place mechanisms to promote, preserve, safeguard and disseminate traditional and contemporary knowledge on tangible culture. It shall promote programmes that contribute to the use of tangible cultural heritage as a means of wealth creation and employment.

Intangible Culture is defined under the 2003 UNESCO Convention for the Safeguarding of the Intangible Cultural Heritage as "the practices, representations, expressions, knowledge, skills as well as the instruments, objects, artefacts and cultural spaces associated therewith that communities, groups and, in, some cases, individuals recognise as part of their cultural heritage."

The intangible cultural heritage transmitted from generation to generation is constantly recreated by communities and groups in response to their environment, interaction with nature and their history, and provides them with a sense of identity and continuity, thus, promoting respect for cultural diversity and human creativity.

Intangible cultural heritage manifests itself through oral traditions, expressions and language, performing arts, social practices, rituals and festive events, knowledge and practices concerning nature and traditional craftsmanship.

1.19.8 Libraries/Information Documentation Centres/Citizen Service Charters

The County has a Huduma Centre situated at the County headquarters. The Centre is offering a variety of services including National Identity cards processing, civil registration Kenya Revenue Authority services, among others. There are also libraries and County information and documentation Centres distributed in the Sub-Counties as follows:

Table 1.28: Libraries and County Information Centres distribution

Sub-County	Public Libraries	Information and documentation Centres
Ol'Kalou	1	1
Ol'Joro Orok	0	0
Ndaragwa	0	1
Kinangop	0	1
Kipipiri	0	0

1.20. Sports, Youth and Arts

1.20.1 Sports and Sporting Facilities

The County is home to renowned national athletes due to its high attitude climate. Nevertheless, the sports facilities are not well developed. The Ol'Kalou stadium is in the process of being upgraded to international standards. The County has the following stadia distributed throughout its Sub Counties that require upgrading and maintenance.

Table 1.29: Sports Facilities in Nyandarua

Stadium/Field Location (Sub-County)	No. with Soccer pitch Only	No. with Soccer pitch and Running Tracks
Ol'Kalou	-	1
Ol'Joro Orok	-	1
Ndaragwa	1	-
Kipipiri	2	1
Kinangop	2	1

1.20.2 Youth Development

While the County has a large youth population, it lacks talent academies and other facilities to harness the potential of its youth. The youth need to be empowered economically, socially and politically through training and support. The County Government will continue to promote youth empowerment through the creation of ICT hubs, Jua Kali sectors, subsidised *boda boda* charges, organization of youth groups, and the promotion of fish farming and poultry farming, among other measures.

In the past, youth groups have been supported in order to increase their participation in economic development and job creation. The County will continue to provide incubators, greenhouses to support agribusiness and car wash machines to the youth groups to help them learn entrepreneurial skills.

1.20.3 Arts Development

There exist many talents among the youth of Nyandarua which need to be identified, nurtured and developed. Talent show events and exhibitions can provide a platform for youth to showcase and market their talents. Interventions directed toWards engaging the youth in activities that will develop their talents will go far in developing the theatre industry in the County.

1.21 Community Organisations/Non-State Actors

1.21.1 Public Benefit Organisations

CBOs

The County has over 3,000 self-help and community groups with over 5,314 members. Some of the renowned community-based groups are the Friends of Kinangop Plateau and the Friends of Lake Ol'Bolosat. The main source of funds for most of the groups is monthly contributions by individual members. Other sources of funds tend to vary depending on the activities of individual groups. These include revenue accrued from sale of seedling and livestock, rent, dipping and interest on credit advanced to members. Grants are received mainly from the Government, donors and well-wishers.

The active groups in the County receive funds from the devolved funds, namely Youth Fund, Women Enterprise Fund, National AIDS Control Council (NACC) and National Campaign against Drug Abuse (NACADA). The groups engage in farming enterprises (crop and livestock), poultry, environmental conservation, weaving, beads making, creating HIV and AIDS awareness as well as prevention of drug and alcohol abuse.

Political parties

Several political parties have membership and offices in the County. They include: Jubilee Party, Maendeleo Chap Chap, National Alliance Rainbow Coalition -Kenya (NARC Kenya).

Trade Unions

The dominant trade unions with huge membership in the County are the Kenya National Union of Teachers (KNUT), Kenya Union of Civil Servants, Kenya Union of Domestic Hotels, Educational, Health Institutions and Allied Workers (KUDHEIHA). The source of funding for the unions is the members' contributions.

1.21.2 Development Partners

There are various development partners working in different sectors of the County economy. The following is a non-exhaustive list of development partners in these sectors:

Table 1.30: Development Partners

Sector	Development Partners
Health	Afya Plus Kamili, DANIDA, World Bank, USAID
Agriculture	EU
Water and Environment	Ewaso Ng'iro South Development Authority
Urban development	World Bank
Trade and industry	EPZA

1.22 Security, Law and Order

1.22.1 Number of Police Stations and Posts by Sub-County

Table 1.31: Administration Police Stations by Sub-County

Sub-County	Ward	Location
Nyandarua North Sub-County		Nyandarua North Headquarters –Nyahururu
	Ndaragwa Central Ward	Ndaragwa Hqs Kanyagia AP Post Nyonjoro AP Post Uruku AP Post
	Leshau Pondo Ward	Kiriita AP Post Mathigira/Ndogino AP Post Raichiri AP Post
	Shamata Ward	Shamata Hqs Ol'Bolosat AP Post

Sub-County	Ward	Location
	Kiriita Ward	Mairoinya AP Post Leshau AP Post Equator AP Post Muthiga AP Post
Kinangop Sub-County	Njabini Ward	Sub-County Hqs Njabini Town Munyaka AP Post Kinanmba AP Post Tulaga AP Post Sasumua Dam
	Nyakio Ward	Karangatha AP Post Rwanyambo AP Post
	Magumu Ward	Magumu AP Post Heni AP Post
	Githabai Ward	Githabai AP Post
Nyandarua South Sub-County	Gathara/Engineer Ward	Sub-County Headquarters Weru AP Post Kinja AP Post
	North Kinangop Ward	Ndunyu Njeru Divisional Headquarters Ng'othi AP Post Mikaro AP Post Matopeni AP Post Karima AP Post
	Murungaru Ward	Murungaru Divisional Headquarters
Mirangine Sub-County	Mirangine Ward	Mirangine Sub-County Headquarters Kihuho AP Post Ruiru AP Post Governor Kimemia Residence
	Kanjuiri Ridge Ward	Ngorika Ward Headquarters Wiyumiririe AP Post Rutara AP Post Tumaini Division Headquarters Kanjuiri AP Post
Nyandarua West Sub-County	Charagita Ward	Charagita AP Post Kangui AP Post
	Gathanji Ward	Silibwet Division Headquarters Gathanji Division Headquarters
	Gatimu Ward	Kibathi Division Headquarters Gatimu AP Post Air Strip Ngomongo AP Post

Sub-County	Ward	Location
	Weru Ward	Nyandarua West Headquarters Weru Division Headquarters Kariko AP Post Kirimangai AP Post
Nyandarua Central Sub-County	Kaimbaga Ward	Sub-County Headquarters Captain AP Post Kaimbaga AP Post Oleliendo AP Post Kandutura AP Post Kieni AP Post
	Rurii Ward	Rurii Ward Headquarters Gikumbo AP Post
	Karau Ward	Ol Kalou Do's Office Mawingu Headquarters
Kipipiri Sub-County	Kipipiri Ward	Sub-County Hqs Machinery AP Post Kahiga AP Post Leleshwa AP Post
	Wanjohi Ward	Wanjohi AP Post Rironi AP Post Malewa APp Sot Gatondo AP Post Ndemi AP Post
	Geta Ward	Geta Ward Hqs Kiambogo AP Post Kangongo AP Post
	Githioro Ward	Mawingu AP Post Tulasha AP Post Mumui AP Post Olemagogo AP Post

Table 1.32: Kenya Police Stations by Sub-County

S/No.	Division	Station	Posts	Patrol Bases
1.	Nyandarua North	Nyahururu	Losogwa	Co- Site
		Ndaragwa	Karai	Shamata Subego Maili Kumi
		Mairo Inya		Karampton
2.	Nyandarua West	Ol'Joro Orok Ngano	Gatimu Kasuku Huhoini	
3.	Nyandarua Central	Ol'Kalou	Gichungo	Kanyiriri Passenga
4.	Nyandarua South	Kinangop Engineer	Murungaru	Ndunyu Njeru (Proposed)
5.	Mirangine	Mirangine		
6.	Kipipiri	Kipipiri	Geta (Proposed)	
7.	Kinangop	Haraka	Magumu	
		Njambini		Munyaka

1.22.2 Types, Trends and Crime Prone Areas

The most prevalent crimes and which have been seen to be recurrent are: Robberies In major towns/ trading centres; murder and suicides mostly from domestic violence within the villages; damages on property mostly from drunkenness and stock theft.

From police records, there is no specific period that could be said to be most likely for crimes to be committed as they are mostly random.

Table 1.33: Crime Prone Areas in the County

Division/Sub-County	Hot Spot Areas
Nyandarua Central	Ol'Kalou Township Rurii Trading Centre Huruma T/Centre – Ol'Kalou Kiganjo Trading Centre
Mirangine	Ngorika Rutara Tumaini Matunda Areas Nyakiambi Areas

Division/Sub-County	Hot Spot Areas
Kipipiri	Wanjohi Area Mawingo Area Geta Area Miharati Township
Nyandarua South	Engineer Area Ndunyu Njeru Area Murungaru Area
Kinangop (Njabini)	Haraka Area Njabini Trading Centre Magumu Trading Centre

1.22.3 Types and Number of Courts

The County has one operational magistrate court at Engineer and a high court is under construction at Ol'Kalou. A County court is also under construction at Ol'Kalou. The Nyahururu high court also serves the County.

1.22.4 Prisons and Probation Services

The County is served by two prisons located in Ol'Joro Orok and Nyahururu. The courts rely on probation services from offices located at Nyahururu. The County Pobation Office serve two court stations, Nyahururu and Engineer while the Engineer office though relatively new having been established in 2013 serves Nyandarua South, Kinangop and Miharati. The law court and other agencies utilize the departments advisory opinion through the various reports, cases referred include those requiring reports for probation, community service orders, social inquiry reports, victim impact assessment and bail assessment reports.

Casework-Referral

Table 1.34: Casework referral

Programme	Jan.-June 2014	July-Dec. 2014	Jan.-June 2015	July-Dec. 2015	Jan.-June 2016	July-Dec. 2016	Jan.-June 2017	July-Dec. 2017
Probation reports	129	89	84	130	168	153	108	177
CSO reports	348	307	319	397	409	362	232	250
Pre-bail reports	42	29	32	31	28	39	12	35
Social background reports	5	19	33	28	32	28	31	30
Final home reports	3	1	2	3	4	3	5	8
Total	**527**	**445**	**470**	**589**	**641**	**585**	**388**	**500**

Table 1.35: Orders Made

Programmeme	Jan-June 2014	July-Dec. 2014	Jan.-June 2015	July-Dec. 2015	Jan-June 2016	July-Dec 2016	Jan-June 2017	July-Dec 2017
Probation	62	43	64	70	63	66	108	130
CSO	348	179	190	133	126	133	232	250
Borstal	3	3	2	3	3	6	3	9
PBR	42	44	21	26	28	39	12	35
KYCTC	0	2	1	3	7	2	0	2
Mathare hospital	0	0	0	0	0	0	0	0
Rehab school	0	1	1	1	2	1	2	2
Probation hotel	1	1	0	1	1	0	0	0
Jail	61	15	21	19	22	15	20	10
Discharge	0	1	0	0	0	0	0	0
Carried forWard	10	5	2	1	0	0	0	0
Total	**527**	**294**	**302**	**257**	**252**	**262**	**377**	**441**

1.22.5 Number of Public Prosecution Offices

There are two public prosecution offices at Nyahururu and Engineer which provide services to the course which serve Nyandarua.

1.22.6 Number of Prosecutions Over the Years

Table 1.35 below shows Convicted Prisoners by Sex and Type of Offences, 2014

Table 1.36: Convicted Prisoners by Sex and Type of Offences, 2014

Type of offence	Number	
	male	female
House breaking and stealing.	1	
Arson	1	
Theft of M/V parts.	1	
Stealing	105	
Riding a M/V without driving licence.	3	
Riding a M/V without insurance.	22	
Riding a M/V without helmet.	36	
Riding a M/V without inspection sticker.	16	
Stealing by servant.	18	
Being unlawfully present in Kenya.	3	
Possession of alcoholic drinks.	94	80
Handling stolen goods.	18	
Rape	5	
Failing to register as a Kenyan.	19	2
Assault causing actual bodily harm.	38	3
Defilement	9	
Causing death by careless riding.	3	
Grievous harm.	4	
Malicious damage to property.	12	
Robbery with violence.	-	
Stealing livestock.	27	

Type of offence	Number	
	male	female
Creating disturbance in a manner likely to cause a breach of peace.	9	2
Preparation to commit felony.	4	
Trafficking in narcotic drugs.	34	
Forcible detainer.	-	
Escape from lawful custody.	-	
Being drunk and disorderly.	287	
Forgery	-	
Destroying crops of cultivated produce.	97	
Failing to attend court.	1	
Forfeiture of bond.	-	
Attempted suicide.	-	
Possession of ammunition/ fire arm.	-	
Possession of govt. stores stealing mv.	-	
Offensive conduct.	8	
Personating a public officer.	4	
Attempting defilement.	-	
Assault with a child.	12	
Touting	40	
Showing disrespect to judicial court.	1	
Incest	12	
Obtaining by false pretense.	12	
Fishing without fishermen licence.	-	
Hindering burial of a dead body.	-	
Reckless and negligent act causing harm.	-	
Manslaughter	-	
Exposing food for sale without adequate care.	15	2
Failure to report commission of female genital mutilation.	-	
Failure to maintain parts of mv.	71	
Cotempt of court.	3	
Failure to honour maintenance agreement.	-	
Carrying excess passengers.	27	
Removing forest produce w/o permit .	71	
Neglecting a child.	2	
Cheating	1	
Possession of government trophies.	4	
Affray of government	2	
Total	**1,152**	**89**

1.22.7 Community Policing Activities

Community policing is conducted through the *Nyumba Kumi* initiative as a strategy of anchoring community policing at the household and community level.

The concept is aimed at bringing residents together in clusters defined by physical locations, felt needs and pursuit of common ideals for a safe, sustainable and prosperous neighbourhood.

1.22.8 Immigration Facilities

There are no immigration facilities in the County. However, the Huduma Centre offers the services for application for passports.

1.23 Social Protection

1.23.1Number of Orphans and Vulnerable Children (OVCs)

The number of orphans and vulnerable children is 62,306.

1.23.2 Cases of Street Children

Street children are usually found in the main towns: Ol'Kalou, Engineer, Ol'Joro Orok, Ndunyu-Njeru, Mairo-Inya, Ndaragwa, Njabini and even in the satellite centres. Most children came to the street after the 2007/8 tribal clashes. According to the children's department, most of them are taken back to their families/guardians and some are referred to various children homes within and outside the County. The number of street children currently stands at about 180.

1.23.3 Child Care Facilities and Institutions by Sub-County

The two children offices are situated at Nyahururu town and the other at Engineer centre, Kinangop Sub-County. There is one child protection unit at Nyahururu police station. There are eighteen (18) charitable children institutions in the County.

Table 1.37: Charitable Children Institutions

Sub-County	No. of institution
Ol'Kalou	4
Kipipiri	2
Kinangop	6
Ndaragwa	4
Ol'Joro Orok	2
Total	**18**

Institutions for child offenders and young adults including Borstal, Kamiti Youth Correctional and Training Centre, Getathruru rehabilitation Centre and probation hostels are used to rehabilitate some of the offenders. In overall, supervision is done in the office and various reporting centres situated in Ndaragwa and Ol'Kalou.

Table 1.38: Pobation Office Staff Establishment

Office	No of staff (probation officers)
County HQs	1 (male)
Nyahururu	4 males, 2 females
Engineer	2 males, 2 females
Total	**11**

CHAPTER 2

LINKAGES WITH VISION 2030 AND OTHER PLANS

Hon. Najib Balala, CS, Tourism, H.E. The Governor together with other leaders during the National wetlands day at Lake Ol bollosat.

2.1 Overview

Since its promulgation in 2010, the Kenya Constitution has altered our governance framework fundamentally by creating a two-tier government, one at national and the other in 47 Counties. Within Counties, municipalities and urban areas which are a key part of our National development programme are managed by independent boards responsible to County authorities. The distribution of functions of Counties is outlined in the Fourth Schedule of the Constitution. These include development responsibilities that are central to the County Integrated Development Plan among them agriculture, County hospitals and public health, early childhood education, co-operatives, trade, County roads, fisheries and livestock.

The Constitution also prescribes National values and principles of governance which include sharing and devolution of power. Emphasis is made for the Counties to ensure that participatory development and capacities are developed at the County and community level.

Five laws which provide the framework for devolution have been enacted, namely: Urban Areas and Cities Act, 2011; The County Governments Act, 2012; The Transition to Devolved Government Act, 2012; The Intergovernmental Relations Act, 2012; and The Public Finance Management Act, 2012.

The PFM Act, 2012 provides for effective and efficient management of public resources. Article 125 of the Act requires the budget process for County governments in any financial year to consist of integrated development planning process which include long-term and medium-term planning as well as financial and economic priorities for the County over the medium term. Articles 126 of the Act further obligates each County Government to prepare an integrated development plan that includes strategic priorities for the medium-term that reflect the County Government's priorities and plans; a description of how the County Government is responding to changes in the financial and economic environment; and the programmes to be delivered.

The County governments are composed of the County Executive Committee and the County Assemblies. The County Executive Committee is expected to supervise the administration and delivery of services to citizens as well as conceptualize and implement policies and County legislations. The County Assembly is a legislative organ that should play an oversight role on all County public institutions including the urban areas and cities. The County Governments are required to prepare the County Integrated Development Plans to enable prioritisation of socio- economic development issues at the local level. This is mandatory for funding of County projects and programmes.

The County Development Profile seeks to provide the baseline information which will guide the execution of the foregoing function.

This chapter provides the linkages of the County Integrated Development Plan 2018-2022 (CIDP2)

with the Kenya Vision 2030, Medium-Term Plan, the Jubilee Manifesto and other development agendas and strategies.

The CIDP2 has been prepared based on the functions of the County Government while appreciating that the County and National governments are interdependent. The priorities contained in the third Medium- Term Plan 2018-2022 of the Kenya Vision 2030 which are the National priorities have been considered and have been aligned with the goals and priorities in the CIDP2. Being a marginal County, Nyandarua will leverage on all initiatives of the National Government including the President's Four Pillar Agenda of food security, providing affordable housing, affordable health services and manufacturing to deliver on the Socio- Economic Transformative Agenda. As a result, successful implementation of projects and programmes in CIDP2 will contribute to the attainment of National goals. A total of 98 Vision 2030 Flagship Projects have been identified for implementation in the six priority economic sectors of Agriculture, Manufacturing, Tourism, Wholesale and Trade, BPO and Financial Services. The CIDP2 also identifies flagship projects in different sectors that have the greatest impact on the economy and which are going to be implemented in partnership with the National Government or by the County Government.

The chapter also links CIDP2 to the implementation of the Sustainable Development goals and mainstreams the implementation of the African Union Agenda 2063.

2.1 Linkage with the National Plans

Linkage with Vision 2030 and Medium-Term Plan III

Sessional Paper Number 10 of 2012 is the National policy economic blueprint that entrenches Kenya Vision 2030 as the long-term development strategy for Kenya. Vision 2030 aims to transform Kenya into a modern, globally competitive, middle income country providing a high quality of life to all its citizens. The Vision is anchored on three key pillars: economic, social and political.

The Economic Pillar aims to achieve an average gross domestic product growth rate of 10 % per annum and sustain the same until 2030 in order to generate more resources to reinvigorate the economy to meet its envisaged goals and aspirations. The key sectors in this pillar include: tourism, agriculture and livestock, manufacturing, wholesale and retail trade, business process outsourcing and financial services. A seventh sector, oil and mineral resources, has now been added taking cognizance of recent developments.

The Social Pillar seeks to build a just and cohesive society with social equity in a clean and secure environment. The main sectors under this pillar include: Education and training, health, water and irrigation, environment, housing and urbanisation, gender, sports, youth, arts and culture.

The Political Pillar aims at realising a democratic political system founded on issue-based politics that respect the rule of law and protects the fundamental rights and freedoms of every individual in the Kenyan society.

The three pillars are anchored on a number of foundations which serve as enablers that create an environment that is geared towards the realisation of Vision 2030. These include: Macroeconomic

stability; continuity in governance reforms; enhanced equity and wealth creation opportunities for the poor; infrastructure; energy; science, technology and innovation; land reforms; human resource development; security and public sector reforms. An additional enabler, National values and ethics, has been included following the passing of the Constitution of Kenya, 2010.

The Kenya Vision 2030 is phased to be implemented in successive five-year Medium-Term Plans. The first plan covered the period 2008-2012 while the second one covered 2013-17. MTP 2018-2022 is the third plan that draws on lessons learnt in implementing the first and second MTPs. It seeks to implement more flagship projects identified under Vision 2030 as well as complete the ones that were not completed in the previous Medium-Term Plans.

The County Government Act, 2012, along with the Public Financial Management Act, 2012, calls for the preparation of County Integrated Development Plans (CIDPs) which must be aligned to the National Development Plan. This County Integrated Development Plan 2018-2022 (CIDP2) has been aligned to Kenya Vision 2030 and the third Medium-Term Plan 2018-2022, providing the essential linkages of the National and County governments. Indeed, the socio-economic transformation of Nyandarua County is premised on support and leverage from the National government, whether that be in environment, industrialisation, health, water, roads or other sectors.

Linkage with Climate Change

Kenya has enjoyed significant economic growth over the last decade. As Kenya strives to achieve middle income status, National development is challenged by the environmental consequences of economic growth, largely from elsewhere on the planet.

Development in Kenya is best served by harnessing a comprehensive response to climate change; one that involves building resilience through adaptation measures, one that invests in and achieves due rewards from reducing deforestation and forest degradation, and one that pursues the benefits of low emissions development. For this reason, the Government of Kenya has integrated planning for adaptation and low carbon development in developing the National Climate Change Action Plan (NCCAP) 2013-2017. Without prejudice to the foregoing, the National Climate Change Action Plan shall address all sectors of the economy and provide mechanisms for mainstreaming of the National Climate Change Action Plan into those sectors.

The climate change Act of 2016 requires County Governments, in performance of their functions, to integrate and mainstream climate change actions, interventions and duties set out in the Act, and the National Climate Change Action Plan into various sectors. County governments shall, in developing, updating and approving the County Integrated Development Plan and the County Sectorial Plans, mainstream the implementation of the National Climate Change Action Plan, considering National and County priorities. In accordance with this Act, the Governor has designated a County Executive Committee Member for water and environment management to co-ordinate climate change affairs. Subject to this Act and the Constitution, a County Government may enact legislation that further defines implementation of its obligations under this Act, or other climate change functions relevant to the County or such other related purposes.

A County Government shall, at the end of every financial year, through the designated County Executive Committee Member, submit a report on progress of implementation of climate change actions to the County Assembly for review and debate, and a copy of this report shall be forwarded to the Directorate for information purposes.

2.2 Linkage with Manifestos

Linkage with jubilee manifesto

The Jubilee's second term manifesto is aligned to the foundations provided in Kenya's Vision 2030 and based on the manifesto, three pillars have been identified on which the pledges will be delivered.

Pillar One: Transforming Lives

(i) Transforming health services;
(ii) Transforming Education and Training for the 21st Century;
(iii) Affordable and decent housing for Kenyans;
(iv) Ensuring safe and sufficient water for all;
(v) Empowering youth;
(vi) Empowering women; and
(vii) Sport, culture and the art.

Pillar Two: Transforming Society

(i) Good governance, justice and the fight against corruption;
(ii) Building a public service that is fit for Service;
(iii) Building a united and cohesive nation;
(iv) Security and policing;
(v) Devolution-bringing Government closer to the people.

Pillar Three: Transforming the Nation

(i) A broad based and inclusive modern economy;
(ii) Building Kenya's infrastructure for the 21st Century;
(iii) Transforming our industry – Build Kenya, Buy Kenya;
(iv) Land, Agriculture and the Environment;
(v) The "Blue" Economy;
(vi) Foreign relations and trade;
(vii) Building Africa's Silicon Savannah;
(viii) Building a vibrant tourism sector.

Linkage with Governor's Manifesto

The Socio-Economic Transformative Agenda for Nyandarua is to create a productive, prosperous, newly industrialised and secure Nyandarua County that adds value to its citizens and competes

effectively in the 21st Century. The priorities in CIDP2 are aligned to Kenya's Vision 2030 and are in line with the Jubilee Manifesto and the President's Four Point Agenda for the period 2018-2022. To propel this agenda, six have been identified:

Pillar One: Good Governance

(ix) Transformative strategies;
(x) Development of a policy framework;
(xi) Creation of synergy on allocated funds to the County;
(xii) Creation of a Leadership Caucuses;
(xiii) Capacity building.

Pillar Two: Social Sector Development

(i) Globally competitive education and learning;
(ii) Accessible health service that is preventive, curative, responsive, efficient and affordable;
(iii) A vibrant cultural identity associated with hard work, optimism, productivity and functional families;
(iv) Provide a safe and secure environment for people, property and natural resources.

Pillar Three: Infrastructure Development

(i) To implement the Integrated Water Resource Management Plan;
(ii) To ensure an efficient transportation system including road, railways and air;
(iii) To ensure access to affordable, reliable and quality energy for both domestic and industrial use;
(iv) To achieve fast, reliable, efficient, affordable and 100% availability of ICT network;
(v) To place Nyandarua County on the World Sporting map by active participation in the global sporting community;
(vi) To open up Nyandarua County as the preferred tourist destination in Kenya;
(vii) To achieve a sustainable development that espouses management and conservation of natural resources.

Pillar Four: Financial and Trade Services

(i) To attain stable personal and County incomes;
(ii) Financial literacy and entrepreneurship development programmes;
(iii) Establish Talent Academy and Centres of Excellence;
(iv) Mapping of Banks and Financial Service Providers;
(v) Establish a new County Men's and Youth Enterprise Funds;
(vi) Leverage on Youth, Women, Disabled and Uwezo Funds.

Pillar Five: Agricultural Development

(i) Re-establish agriculture as the dominant component of the Nyandarua County Economy;
(ii) Establish benchmarked quality control, weights and measures to standardize packaging of local agricultural products;
(iii) Use contracted farming with guaranteed markets;
(iv) Invest in value addition and agro industries;
(v) Enhance access to farm inputs and subsidized services;
(vi) Establish irrigation systems in the high productive dry lowlands to reduce dependence on rain-fed agriculture.

Pillar Six: Industrialisation

(i) Achieve industrialisation for wealth and job creation;
(ii) Encourage Agro-processing and value addition;
(iii) Establish cottage industries;
(iv) Establish a Special Economic Zone (SEZ) and Industrial Parks;
(v) Providing Innovation and Incubation services to SME's;
(vi) Development of "Jua Kali" Associations in the Sub-Counties.

In addition, the Transformative Agenda prioritizes the following:

(i) Water: The County Government will develop a County Master Plan and invest in the provision of clean water for domestic use as well as for irrigation and protect the water catchment areas which are also a source of water for neighbouring Counties.
(ii) Capacity building: The County Government will prioritize training and the construction of the required infrastructure for the County Assembly and the County executive and the establishment of the County headquarters.

The CIDP2 is premised on the achievement of these priorities which are in tandem with the aspirations of Wanjiku and the President's Four Pillar Agenda of food security, manufacturing, access to affordable health services and access to affordable housing.

2.3 Linkage with President's Big Four Agenda

Food security

One of the priorities under the BIG FOUR AGENDA is achieving food security. The programmes under CIDP2 are intended to inter alia, improve nutrition and promote sustainable Agriculture. These programmes have been developed with a view to leveraging on this initiative. Efforts have also been put to increase agricultural productivity through various programmes in the County. Crop diversification and development of marketing strategies in addition to introduction of irrigation projects should augment food security in the county through sustainable agriculture production.

The revival and expansion of extension services will facilitate further transfer of modern technologies

in agriculture and livestock. Additionally, livestock genetic improvement and value addition should further augment farmer incomes. Adoption of modern farming technologies for increased livestock productivity and income generation are being upscaled including promotion of quality fodder.

The Government has been issuing subsidized fertilizer through the agriculture department. This, combined with the stabilized prices of cereals through the National Cereals and Produce Board (NCPBs) is meant to reduce the cost of production and increase returns for the farmers.

Universal health

The Government has over the years improved access to healthcare with free immunization and treatment for children under five years. The immunization coverage, however, needs to be increased to cover all the eligible children. The CIDP2 focuses on the up-scaling of immunization which is at 85.3%, expansion of rural health facilities and training of community health workers to increase access to health services by reducing the number of children who die before they reach their fifth birthday. It also focuses on the increase in the number of health facilities in the County. In summary, CIDP2 has prioritized upgrade of JM and Engineer hospitals, and health centres to subcounty hospitals as well as construction of new dispensaries with a view to improving health access in the county in accordance with the Big Four Agenda.

Affordable housing

The government's pledge to deliver half a million decent and affordable homes to working Kenyans by means of subsidy programmes that include credit facilities and adoption of cutting-edge innovative technologies and materials, is highly ambitious. These cost-effective measures are expected to foster production growth starting from increase in raw material output and decrease in manufacturing cost related to the real estate sector. The CIDP2 addresses the growth of informal settlements in the County which has largely been as a result of internally displaced persons who moved to the County after the 2007 general elections. Inadequate and non-affordable housing in urban centres has resulted in the creation of sub-urban slums. CIDP2 encourages investment in the County to ensure affordable and decent housing for the people of Nyandarua.

Manufacturing

The national government is investing in manufacturing which will henceforth create productive and sustainable jobs, through creation of industries, expansion of existing businesses, boosting the retail sector, enhancing the services sectors, and building value chains. The CIDP2 prioritizes industrialisation to add value and to provide employment and create wealth. In this context, the flagship projects that have been identified will have the greatest impact on the development of the County.

2.4 Linkage with Local plans

Sector Plans, Urban and City Plans

The Ministry of Devolution and Planning has outlined an implementation framework through which it will work closely with the National Treasury and other Government ministries, the County Governments, constitutional commissions and independent offices to ensure that projects and programmes contained in the Medium-Term Plan are completed with efficiency and on time. In consultation with these institutions, the ministry has published "County Profiles" containing the latest data on the geographic, resources, economic and social data of the Counties. These documents provide basic information to County governments in preparing their County Integrated Development Plans (CIDPs) as required under the Constitution and under the Public Finance Management Act, 2012.

The National Spatial Vision of achieving the goals and objectives of a more balanced regional, urban and rural development is anchored on the concept of polycentric urban development. Firstly, the spatial vision takes cognizance of the Human Settlements Strategy, which was based on the concept of a Hierarchical Polycentric Regions, which envisioned several urban centres organised in a hierarchical central place structure. The National spatial vision takes cognizance of the emerging concentration growth areas identified in Kenya Vision 2030 flagship projects. The National spatial vision recognizes the aspirations of County Spatial Planning under the current system of devolved governance, which is based on the concept of complementary polycentric regions, which envision several dominant urban centres that have approximately the same size, are of equal importance, are equally spread out geographically, and are more or less equally accessible. The projects proposed for implementation in CIDP2 will be implemented as per the spatial and zoning plans to ensure a balanced distribution of development in the County. Such plans address issues such as settlement, environment, transport and economic development. These spatial plans form the basis upon which development activities in support of the integrated plan will take place.

The sectoral plans for the various sectors have been derived from the third Medium-Term Plan 2018-2022 and are prepared as per the sector working groups. This County Integrated Development Plan takes into account the priorities and strategies as outlined in the existing sector plans to ensure harmony in implementation. The County specific sector plans and models which will be developed by the departments will also be derived from this integrated plan considering other policy documents and the Jubilee coalition manifesto as well as the President's Four Pillar Agenda.

2.5 Linkage with International Plans.

African Union Agenda, 2063

When the AU was celebrating its golden jubilee (1963-2013), in May 2013, on overcoming colonisation and apartheid, which led to the attainment of political independence for the continent, African leadership agreed to chat out a way forward on re-dedicating the continent to the attainment

of the continent's long-term socio-economic and integrative transformation.

The African Union Agenda 2063 was developed in 2013 as a collective vision and roadmap for the next 50 years towards National integration for shared prosperity and peace, that is, the "Africa We Want". The African Union committed to speed up actions to eradicate poverty, create opportunities for African housing, education, industries, agriculture, climate change and environment, infrastructure, free trade area, youth, dialogue-centred conflict resolution, gender parity, people's free movement, democracy, resource mobilisation and monitoring and evaluation.

This is to be attained through seven aspirations, namely:

Aspiration 1: A prosperous Africa based on inclusive growth and sustainable development.

Aspiration 2: An integrated continent; politically united and based on the ideals of Pan- Africanism and the vision of Africa's Renaissance.

Aspiration 3: An Africa of good governance, democracy, respect for human rights, justice and the rule of law.

Aspiration 4: A peaceful and secure Africa.

Aspiration 5: An Africa with a strong cultural identity, common heritage, shared values and ethics.

Aspiration 6: An Africa, whose development is people-driven, relying on the potential of African people, especially its women and youth, and caring for children.

Aspiration 7: Africa as a strong, united, resilient and influential global player and partner.

These aspirations acceded to by the AU member states form reference points during the preparation of medium-term development plans of member states. Kenya being a member of the AU is bound by these aspirations when planning for socio-economic development.

In aligning CIDP2 to the National planning framework such as the Medium-Term Plan III, the socio-economic provisions of the AU Agenda 2063 have been incorporated in the Plan.

Linkage with The SDGs

The United Nations Sustainable Development Summit held in September 2015 adopted Agenda 2030 and the sustainable development goals and provided a platform to spur partnerships engagement in support of the sustainable development goals. Initiatives aiming to support the newly adopted sustainable development goals were adopted for each of the goals. At the County level, various projects, programmes and institutional arrangements have been enhanced for the implementation of the SDGs. The following is the status of implementation of the SDGs at the County level:

Goal 1: End Poverty in all its Forms Everywhere

The Ministry of Devolution and planning through the Poverty Eradication Commission has established poverty eradication revolving fund. The programme is running in Kinangop and several people have benefited from the fund to establish income generating projects. The County Government through its departments, has established various programmes aimed at empowering the public economically. Such programmes include youth empowerment programmes where youth groups, for example,

are supplied with incubators, greenhouses, and car washing machines to support them financially. Similarly, farmer co-operative societies and other groups are supported through various programmes and projects to uplift their living standards.

Goal 2: Zero Hunger

This calls for ending hunger by achieving food security, improved nutrition and promotion of sustainable Agriculture. One of the President's Four Priority Agendas is food security and the programmes of the County under CIDP2 have been developed to leverage on this initiative. Efforts have also been put to increase agricultural productivity through various programs in the County. The revival and expansion of extension services will facilitate further transfer of modern technologies in agriculture and livestock. The Government has been issuing subsidized fertilizer through the agriculture department. This combined with the stabilized prices of cereals through the National Cereals and Produce Board (NCPBs) is meant to reduce the cost of production and increase returns for the farmers.

Other programmes in agriculture and livestock including integrated extension programme are intended to ensure that the County is food secure and farmers get maximum returns from their farming enterprises. The Cash Transfer Programme (CTP) for the elderly, orphaned and vulnerable children (OVC) and persons with severe disability will continue to be beefed up to ensure that the vulnerable members of the society can meet their basic needs and supplement the income they get from other sources.

Goal 3. Ensure Healthy Lives and Promote Well-Being for all at all Ages

The Government has over the years improved access to healthcare with free immunization and treatment for children under five years. The immunization coverage, however, needs to be increased to cover all the eligible children.

From the County health department records, County's under five years' mortality rate is 42% which is an improvement from 50 per 1000 births in 2008. The up-scaling of immunization which is at 85.3%, expansion of rural health facilities and training of community health workers has increased access to health services by reducing the number of children who die before they reach their fifth birthday. Through the County department of health and other devolved funds like CDF, the number of health facilities in the County has increased in the last few years. This will be scaled further under CIDP2 in line with the President's Four Point Agenda on providing affordable healthcare for all.

Through the expansion of rural health facilities, training of community health workers and the expansion of maternity units in various health facilities, the number of mothers delivering in health facilities has increased with deliveries done in the hospital being 58.3%. Maternal mortality rate has greatly reduced with percentage of mothers who receive complete ANC services at 60%.

The Government has been promoting the use of condoms by making them accessible in most public places. This, combined with the up-scaling of the Prevention of Mother to Child Transmission (PMTCT), increasing the number of VCT centres, blood screening and availing of antiretroviral drugs in most health facilities, has increased the capacity of the County to reduce the spread of HIV and AIDS. The HIV prevalence rate in the County is 3%; an improvement from 4.6% in 2008. HIV

and AIDS, being a cross-cutting issue, is being mainstreamed into all sectors.

The issuing of free mosquito nets to pregnant mothers has been introduced to curb any malaria infections. This has reduced the percentage of malaria outpatients to 13% in the County (as percentage of all first outpatient visits).

Goal 4: Quality Education

The objective of this goal is to ensure inclusive and equitable quality education and promote lifelong learning opportunities for all. The cost of leaving millions of children and young people on the margins of society is far greater than the funds required to jump-start efforts to reach international goals for education, which had shown a considerable promise. The Education First initiative aims to accelerate progress towards the Education for All goals and the education-related sustainable Development goals. There has been some success in this sector following the introduction of Free Primary Education (FPE). The net County enrolment rate in primary school in 2016 was 40.63% for girls and 59.37% for boys. The primary school completion rate is impressive at 87.3% but, in order to achieve the country's target of 100% enrolment and completion by 2022, there is a need to expand the education infrastructure in primary schools.

At secondary school level, the County enrolment rate is at 52.84% for girls and 47.16% for boys. The transition rate from primary to secondary school in 2016 was 65%. The waiving of tuition fees in public secondary schools, awarding of bursaries to the needy students through the County department of education, and constituencies bursary fund, and the improvement of infrastructure in secondary schools, have greatly helped in increasing transition to secondary schools.

One of the main programmes in the sector under CIDP2 targets ECDs with the number of ECDE classrooms being rehabilitated and new ones built, staffing increased, teachers trained and employed on permanent and pensionable terms. The County Government will register all ECDs and provide food and sleeping materials for the children.

The County Government is spearheading the establishment of the University of Nyandarua and planning is already at an advanced stage.

Goal 5: Gender Equality

The aim is to achieve gender equality and empower all women and girls. Through the Women Enterprise Development Fund (WEDF) implemented at the County level through the Constituency Women Enterprise Schemes (C-WES), women have been able to access capital to engage in income generating activities. The Kenya Constitution, 2010 has guaranteed women at least 33% representation in all elected and public Offices in the County. The election of a County Women Representative ensures that women and issues affecting women are addressed through influencing legislation. The women have also been represented in various forums and decision making through their respective organisations like the Maendeleo ya Wanawake. Nevertheless, more effort needs to be done.

The County Department of education has introduced provisions of free sanitary towels to girls in schools to prevent them from missing classes. The free primary education has also given equal opportunities to both boys and girls to access education. This goal is likely to be met as long as the supporting legal framework, including the provisions of the Kenya Constitution, 2010 and the

affirmative action are observed and implemented.

From the County human resource department records, 48% of the County work force comprise of women which demonstrates efforts to mainstream gender in Government opportunities. In addition, 30% of total procurement tenders for goods and services are reserved for women, youth and PLWDs. The Governor has respected the gender equality rule by bringing in three women County Executive Members in charge of very important departments in a ten-member cabinet.

Goal 6: Clean Water and Sanitation

The objective is to ensure availability and sustainable management of water and sanitation for all. This involves access to adequate and equitable sanitation and hygiene for all and improved water quality by reducing pollution, eliminating dumping and minimizing release of hazardous chemicals and materials, lowering the proportion of untreated waste water and substantially increasing recycling and safe reuse.

The County department of water will accelerate the activities and programmes to substantially reduce the number of people suffering from water scarcity, protecting and restoring water-related ecosystems, including mountains, forests, wetlands, rivers and water pans. Various water projects including construction of dams, drilling of boreholes, and construction of tanks, desiltation of dams and laying of pipes will ensure that all households are connected to clean piped water, with enough water for irrigation.

Goal 7: Affordable and Clean Energy for All

This calls for access to affordable, reliable, sustainable and modern energy. The conservation of environment in the County received major boost through programmes like; the trees for jobs initiative, green schools and the rehabilitation of the Aberdare ranges, where over three million trees have been planted over the last two years. Farmers are being encouraged to adopt farm forestry through an agriculture policy that requires 10% tree cover on the farms.

The ministry of environment through NEMA has been enforcing the Environment Management Co-ordination Act (EMCA) that requires environmental impact assessments to be done for all major development programmes.

As many households in the County use firewood and charcoal as cooking fuel, a number of activities and programmes under CIDP2 are geared towards exploring more sustainable sources of energy in order to sustain and increase the County's forest cover; for example, installation of transformers and implementation of last mile connectivity as well as installation of solar lighting and feasibility studies on wind energy.

Goal 8: Decent Work and Economic Growth

This refers to the promotion of sustainable and inclusive economic growth, full and productive employment and decent work for all. It entails sustenance of per capita economic growth in accordance with National circumstances, achievement of higher levels of economic productivity through diversification, technological upgrading and innovation, including a focus on high-value added and labor-intensive sectors, promotion of development-oriented policies that support productive activities, decent job creation for all women and men, including for youth and persons

with disabilities, and equal pay for work of equal value, entrepreneurship, creativity and innovation and encouraging the formation and growth of small and medium-sized enterprises, including access to financial services.

There is also effort to strengthen the capacity of domestic financial institutions to encourage and expand access to banking, insurance and affordable financial services for all.

The County Government adheres to labour laws in all aspects of human resource management including fair selection, recruitment, promotion and provision of decent working conditions.

Goal 9: Industry, Innovation and Infrastructure

This involves development of quality, reliable, sustainable and resilient infrastructure, including regional and trans-border infrastructure to support economic development and human well-being, with a focus on affordable and equitable access for all. It also includes promotion of inclusive and sustainable industrialization, significantly raise industry's share of employment and Gross Domestic Product in line with National circumstances and increase the access of small-scale industrial and other enterprises. In particular, it involves the development of financial services including affordable credit and their integration into value chains and markets, upgrading of infrastructure and retrofit industries to make them sustainable, with increased resource-use efficiency. In addition, it involves enhancement of scientific research, upgrading of technological capabilities of industrial sectors, encouraging innovation and substantially increasing the number of research and development to support domestic technological development, research and innovation, by ensuring a conducive policy environment for industrial diversification and value addition to commodities, and significantly increasing access to information and communications technology.

The CIDP2 prioritizes industrialisation to add value and to provide employment. In this context, it has identified projects that have the greatest impact on the development of the County. To leverage on economies of scale arising from the Standard Gauge Railway (SGR), the County Government has planned to invest at the Mai Mahiu dry port and expects the National Government to assist in reviving and upgrading the railway line to connect to the SGR.

The County Government will partner with the National Government to provide quality, reliable, sustainable and resilient infrastructure and in particular, transport and communication networks. The department of roads has gone far in terms of constructing and improving the road network that will be expanded and fast tracked under CIDP2. The ICT department with the support of the National Government is fast tracking ICT connectivity in the County since Nyandarua was the only County in the country without fibre cable connectivity.

Goal 10: Reduced Inequality

This goal aims at reducing inequality by progressively achieving and sustaining income growth of the low-income population. It seeks to empower and promote the social, economic and political inclusion of all, irrespective of age, sex, disability, race, ethnicity, origin and religion, economic or other status. It ensures equal opportunity and reduces inequalities of outcome, including eliminating discriminatory laws, policies and practices and promoting appropriate legislation, policies and

actions.

The Government will adopt policies, especially fiscal, wage and social protection policies, that progressively achieve greater equality. The distribution of projects and programmes under CIDP2 is based on the principle of inclusive growth and equality of distribution of resources among the Sub-Counties and the Wards.

Goal 11: Sustainable Cities and Communities

The objective is to make cities and human settlements inclusive, safe, resilient and sustainable. The growth of informal settlements in the County has largely been as a result of internally displaced persons who moved to the County after the 2007 general elections. These people settled in areas like Ngorika and Mawingu while others were integrated in families within the County. Inadequate and non-affordable housing in urban centres has also resulted in the creation of sub-urban slums in areas like Huruma.

In line with the Presidential Four Point Agenda on affordable housing for all, proper physical and town plans by the Lands, Housing and Physical planning department is being fast tracked to encourage investment in the County, stamp out corruption and ensure affordable and decent housing for the people of Nyandarua.

Goal 12: Ensure Sustainable Consumption and Production Patterns

Communities need to be educated on challenges facing societies and integration of social responsibilities in corporate management to ensure sustainable consumption and production patterns. The County Government is providing public awareness through civic education in various public fora.

The CIDP2 preparatory process has been participatory and the monitoring and evaluation framework will continue to involve the public to ensure value for money and transparency in the implementation of projects and programmes and a buy-in of the Plan from the wider public.

Goal 13: Climate Action

The National Climate Change Action Plan prescribes actions to combat climate change and its impacts. It describes measures that can build resilience such as reducing deforestation and forest degradation, reducing emissions to the atmosphere, among others. The Climate Change Act of 2016 requires all the Government departments to integrate and mainstream climate change actions and interventions in their operations. CIDP2 incorporates a number of flagship projects like the gazettement of Lake Olbolossat, and the protection of the water catchment areas in the Aberdares that give concrete meaning to this Goal.

Goal 14: Life below Water

This goal aims at conserving and sustainably using the oceans, seas and marine resources for sustainable development. It guides ocean ventures tackling environmental and social challenges. It involves generating innovative business models that promote clean and healthy oceans.

Nyandarua County is endowed with one lake namely Lake Olbolossat. It is a fresh water lake home to many flora and fauna species. The County Government plans to invest substantially in the lake after its gazettement to make it a tourist attraction and an investment centre.

Goal 15: Life on Land

The objective is to protect, restore and promote sustainable use of terrestrial ecosystem, sustainable management of forest development, combat desertification, halt and reverse land degradation and stop biodiversity loss. It also involves wildlife conservation considering that expansion of operations is limited by conserved areas.

The County Government is determined to achieve food security by ensuring conservation of its natural resources. The County wildlife conservation areas include the Aberdare National Park and forest and Lake Olbolossat. The Aberdare National Park is managed by the Kenya Wildlife Service (KWS).

Goal 16: Peace, Justice and Strong Institutions

The Government should promote peaceful and inclusive societies for sustainable development, provide access to justice for all and build effective, accessible, and inclusive institutions at all levels. The Government seeks to ensure that there is a coherent, coordinated, and all-inclusive participatory approach to the effective implementation of its development agenda. The aim is to reach especially those most affected by poverty in awareness building and participation.

The Governor has already fast-tracked actions in this area by bringing into the development process religious leaders and other interested groups and is spearheading the establishment of a leaders' forum within the County. The Governor is the Chairman of the Aberdares and Mount Kenya regional economic bloc, whose aim will be to increase inter-regional trade and promote peace and justice in the region.

Goal 17: Partnership for the Goals

Global partnership of Governments, NGOs and business communities is necessary to strengthen the inclusivity, trust and innovation in the way data is used to address world's sustainable development effort. Official statistical systems are the building blocks for understanding poverty and how to address it. Statistics on poverty and how to address it ensures Governments leave nobody behind in development efforts.

The Government provides websites and internet platforms through which planners can access the best data, gain the best analytical skills and know the efforts that are put globally in handling different development issues.

The CIDP2 has aligned itself to these goals to contribute to the country's efforts to attain sustainable development.

CHAPTER 3

REVIEW OF IMPLEMENTATION OF CIDP FOR 2013-2017

Public participation of CIDP2 by the members of the public at Nyakio ward.

3.1 Overview

This chapter provides information on the implementation of the first Nyandarua CIDP for the period 2013-2017.

By the time the first CIDP was being prepared, not all the functions spelt out in the fourth schedule of the Constitution had been transferred to the County Government. The main priority of the County Government, therefore, was to enhance its capacity in the first three years of transition, to enable it undertake all the functions as stipulated in the fourth schedule. These included: Prudence in financial management practices; building strong institutions for management of County affairs; training and capacity building of County Government staff including the County Assembly. The priority in the CIDP, therefore, was to complete any ongoing projects, strengthening the capacity and institutions to undertake all the devolved functions.

3.2 Status of Implementation of the Previous CIDP

The implementation of the first CIDP encountered many challenges that resulted to mixed performances with some programmes and projects meeting their set targets and many others missing the targets. Many projects were implemented off the Plan. The below targets performance could be explained by various factors including; financial, policy, legal, institutional and operational challenges.

3.2.1 Analysis of the County Revenue Streams (the budgeted versus actual)

The financing of the programmes and projects in the CIDP was from:

(i) Equitable share from revenue raised nationally;

(ii) County own source revenue;

(iii) Transfer from National Government in terms of conditional grants;

(iv) Conditional grants from donors.

The total resources mobilised for the implementation of the CIDP is presented in table 3.1 below.

Table 3.1: Budget and Resource Availability in Kshs.

Particulars	2013/14		2014/15		2015/16		2016/17	
	Budgeted	actual	Budgeted	Actual	Budgeted	Actual	Budgeted	Actual
Own source revenue	174,674,681	138,349,081	200,000,000	240,629,472	392,000,000	281,941,469	390,000,000	300,091,263
Equitable Share	3,150,207,289	3,150,207,289	3,758,296,517	3,758,296,517	4,307,070,831	4,307,070,831	4,647,384,382	4,647,384,382
Conditional grants	0	0	0	0	99,303,109	99,303,109	183,686,770	183,686,770
Conditional Grants (leasing of medical equipments)[1]	0	0	0	0	95,744,681	95,744,681	95,744,681	95,744,681
Donor grants	0	0	16,480,123	16,480,123	18,860,000	18,860,000	9,430,000	9,430,000
Total Revenue	**3,324,881,970**	**3,288,556,370**	**3,974,776,640**	**4,015,406,112**	**4,912,978,621**	**4,802,920,090**	**5,326,245,833**	**5,236,337,096**

[1] The grant for leasing medical equipment under MES is not received at the County level but retained by the national treasury and use to make payment for lease.

Table 3.2: County Expenditure (budgeted and actual) by Sector/sub-sector

Department	2013/14 budgeted	2014/15 budgeted	Actuals	2015/16 budgeted	Actuals	2016/17 budgeted	Actuals
Executive, County attorney and the CPSB	291,209,987	293,848,869	317,333,775	341,871,879	334,003,717	424,845,874	391,669,417
Communication, legal & ICT	38,759,874	64,523,223	48,898,347	91,281,782	51,977,090	101,926,597	96,370,193
Finance and economic planning	343,454,004	505,384,270	420,296,432	561,765,966	554,291,807	381,110,545	361,203,306
Education, youth affairs, sports & culture	227,511,193	211,441,932	227,452,913	270,624,584	274,654,290	256,993,714	207,037,054
Health services	774,481,802	1,090,386,234	988,956,803	1,339,456,708	1,137,626,837	1,330,646,511	1,129,455,663
Lands, housing & physical planning	37,409,989	132,666,000	82,305,022	151,083,562	70,946,217	173,406,278	97,007,048
Roads transport & public works	600,219,826	743,606,689	577,444,117	1,155,405,194	1,030,549,944	1,027,392,104	1,005,740,225
Agriculture, livestock & fisheries	356,334,633	454,715,115	429,535,156	354,181,787	313,416,219	321,585,642	295,392,106
Trade & industralisation	60,919,063	116,691,696	100,530,909	142,463,200	106,914,870	97,765,376	88,942,683
Water, enviroment & natural resource	64,788,611	196,471,399	162,545,262	388,159,868	267,177,925	383,591,875	376,489,329
Tourism, sports & arts	-	45,477,750	25,313,650	79,894,072	64,192,081	119,953,195	58,001,258
County assembly	591,860,002	599,517,261	557,254,272	720,868,212	664,074,300	810,500,445	749,216,763
Total	**3,386,948,984**	**4,454,730,438**	**3,937,866,658**	**5,597,056,814**	**4,869,825,297**	**5,429,718,156**	**4,856,525,045**

3.2.2 Summary of Key Achievements versus Planned Targets.

Over the plan period, the following were the achievements in the various sectors/sub-sectors:

Table 3.3: Summary of Key Achievements versus Planned Targets

Planned Project	Target	Achievements
Kasuku Water Project	Provide about 200 people with potable water	200 people benefited
Ex Major Water Project	Provide about 500 people with water	0
Oraimutia Water Project	Provide about 600 people with water	0
Mawingu Kagaa Water Project	Provide about 200 people with water	0
Muiri Water Project	Provide about 100 people with water	0
Munyeki Water Project	Provide about 200 people with water	100 people benefited
Kaimbaga Water Project	Provide about 500 people with water	300 people benefited
Gitirima Water Project	Provide about 300 people with water	350 people benefited
Gwakiongo Water Project	Provide about 500 people with water	0
Mukungi Mumui Mikaro Water Project	Provide about 3,000 people with water	20,000 people benefited
Kipipiri Malewa Water Project	Provide about 25,000 people with water	3900 people benefited
Rehabilitation of Kinangop Ring Main (Kikanamoko)	Provide about 10,000 people with water	15000 people benefited
Tulaga Ngwataniro Water Project	Provide about 5,000 people with water	6000 benefited
Tulaga Muruaki Water Project	Provide about 2,000 people with water	30000 benefited
Karuang'i Water Project	Provide about 500 people with water	2000 people benefited
Kiburu Water Project	Provide about 400 people with water	2000 people benefited
Rehabilitation of Kirima Water Project	Provide about 10,000 people with water	0
WATER AND SANITATION		
Water projects	Provide about 600,000 people with safe drinking water	324,000 beneficiaries
Desilting and rehabilitate dams and pans	25 dams (one in every Ward)	16 dams/pans desilted and rehabilitated
Sewerage projects	Provide waste water services to about 20,000 people	0
Public toilets	1 toilet block per Ward	17 toilet blocks per Ward
Dumping site	25 dump site	6 dumpsites
Drilling and rehabilitation of boreholes.	Drill 50 boreholes	25 boreholes
County master water plan	1 master plan	Not done
Rehabilitation of the Aberdares Ranges Water tower	The Aberdares	40,000 trees planted in schools, water catchment areas and riparian areas

Planned Project	Target	Achievements
Roads Drainage Works and Bridges		
L3787 Kageraini-E1540 Sulmac	10 Km	10 Km
C69 Kanyenyaini-Gathara-E1760 Kahama	8 Km	8 Km
C68 Kanyenyaini-E1766 Lower Munyaka	7 Km	7 Km
Mwirigi-Mimano-Mbuthuri	5 Km	5 Km
Githinji Pry- St Mary	4 Km	4 Km
Thindi-D393 Mutiini	9 Km	9 Km
C69 Kahuru Building – Mwenda andu	5 Km	5 Km
DN-Michore-Gichungo	10 Km	10 Km
Karuri-Kimbo	7 Km	7 Km
Ndiara-Kiambo-Marimu-Geta forest road.	15 Km	15 Km
Huhiririo-Gatondo	12 Km	12 Km
David-Munyuini	8 Km	8 Km
Kirima-Miti Itano-Kiburuti	15 Km	15 Km
Kageta- Magega Road	4 Km	4 Km
C77 Mukurino-C69-RAR36	9 Km	9 Km
C77 Mumbi Pry-C69 Silanga (RAR19)	13.5 Km	13.5 Km
C77 Ruriondo-d389 Kaimbaga (RAR18)	18 Km	18 Km
385 Mawingu- C77 Captain	11 Km	11 Km
L3752 Wiyumiririe-L3752 Nyaituga-Kanyiriri (L3752)	20 Km	20 Km
C83 Kangui-D382 Ngatha (L3761)	7 Km	7 Km
C77 Kwa Meja-E1754 Passenga (L3763)	12 Km	12 Km
B5 Nyumba Ithatu-Huhoini Bidii School	14 Km	14Km
C77 Kasuku-Ol'Bolosat	8 Km	8 Km
C77-Madaraka-Kibathi	5 Km	5 Km
C77 Kasuku-Kirima Ngai (E1755)	7 Km	7 Km
Shamata-Kametha	6 Km	6 Km
B5-Subego farms	8 Km	8 Km
Ngurumo-Chepalangu	10 Km	10 Km
Muruli-Muchemi	5 Km	5 Km
Karampton-Ndivai	6 Km	6 Km
B5-Mile 4-Mahianyu	11 Km	11 Km
Ol'Joro Orok	375 Km	375 Km

Planned Project	Target	Achievements
Ndaragwa	64 Km	64 Km
Ol'Kalou	225 Km	225 Km
Kipipri	200 Km	200 Km
Kinangop	700 Km	700 Km
TRADE		
Joint loans board scheme	Ksh 15M per year	5M in 3 yrs
Identification and promotion of producer business groups (PBGs)	50 groups	10 groups
Creation of a business solution centre	-all business people	0
Co-operatives development		
Equipment for all Jua Kali industries in the County	To improve on quality of Jua Kali products	750 Jua Kalis artisans
Rehabilitation, upgrading, revival of all co-operative societies in the County	To reduce incidences of spoilt milk	24 co-operatives revived
	To improve marketing of produce and access to capital	
EDUCATION		
Free primary and secondary education programme	153,186 children of primary school going age	
	61,050 children of secondary school going age	
	Increase the transition rate to secondary to 80% by 2015	
Construction of administration block	1 administration block	1
Community learning resource centres		NIL
Construction of 160 classrooms	160 classrooms	NIL
Construction of 10 dormitories	10 dormitories	NIL
Construction of laboratories in secondary schools	30 laboratories	NIL
Greenhouses		NIL
Hostels for youth polytechnics	9 hostel blocks.	1 hostel block
Twin workshops	5 twin workshops	2
Upgrade of polytechnics	7 youth polytechnics	3 youth polytechnics
ECD infrastructure	To promote ECD education	178 classrooms
Recruitment of ECD teachers	400 ECD teachers	400 preparatory assistants engaged by County Government

Planned Project	Target	Achievements
Polytechnics trainees tuition fund	1540 trainees	1540 trainees benefited under SYPT
Modern tools and equipment	15	9 issued with few assorted tools
Greenhouses	8	NIL
Social services		
Persons with severe disabilities cash transfer PWSD-CT		
OVC-Cash transfer programme		
Youth Empowerment centre (Library block)		Done at Ndaragwa Sub-County Murichu
Social and gender development		
CBO projects	8000 residents	Done 5000 residents
Public cemetery	5 cemeteries	Not done
Supply of sun-screen lotions to persons living with albinism	100 persons per year	Not done
Mobilisation of communities to participate in development	1	Done
Construction of cultural centres	1 per Sub-County.	Not done
Identification of tangible and intangible cultural heritage	2	Not done
Mobilisation of communities for cultural development	Countywide	Only one cultural day done
Identification and registration of cultural practitioners	2	Done two
Cultural and music festivals	Countywide	Done one
Art exhibitions	Countywide	Done one
Research and development in herbal medicine	Countywide	Not done
Creative industry, poetry, film industry and writers	Countywide	
Youth Empowerment Centre	Construction of YEC with 3 complete wings per Sub-County	Not done
County talent centres	5 talent centres , 1 in every Sub-County	Not done
Construction of a children's rescue and rehabilitation centre	Construction	Not done
OVC-Cash transfer programmeme	Identification of households with OVCs	Not done
	Kshs 2000 given to every household monthly	Not done
Women Enterprise Fund	Loans given to groups	Not done
	Training provided to successful groups	Not done

Planned Project	Target	Achievements
Youth enterprise Fund	Loans given to Groups	Not done
	Training provided to successful groups	Not done
Sub-County	Complete 6 Sub-County offices	
CEISP	3 Sub-County Planning units	Sub-County planning units were established in Ol'Kalou, Ndaragwa and Engineer
Construction of County Headquarters	To accommodate the County executive and departments	County headquarters has been constructed and is operational
Construction of County Assembly	To accommodate members of the County assembly	County assembly chambers are complete and operational
SECURITY		
Equipping AP camps and posts	All Wards	
Construct police stations	2 police posts	
Community policing	All Wards	
Staffing police posts	All police posts	
ICT		
Development of a customer facing website	An up to date website	A functional County website is in place
Automation of County Government processes and Services	Interconnection of all Sub-Counties through a Wide Area Network (WAN) and automation of revenue collection.	All Sub-County headquarters connected through Wide Area Network(WAN) 50% of revenue automation has been done
Automation of financial management	Fully automated financial management process	The IFMIS system has been fully adopted
Internet installation	All Sub-County offices.	Internet installation has been done in all Sub-County HQs
Implementation of an SMS query service	All revenue sources	SMS query service has been implemented but does not cover revenue
Establishment of 2 resource centres		Establishment of the resource centres not done
Development of a Geographical Information System (GIS)	All County resources and facilities	Development of GIS not done
Establishment of one disaster recovery site	Databases and servers.	Establishment of a disaster recovery not done
HEALTH		
Installation of theatre equipment at J.M. hospital	1 operational theatre	J.M. and Engineer hospitals acquired theatre and X-ray equipment
Complete and Equip Maternity Ward	Completed the Ward and operationalise by 2015	Tumaini dispensary partially done – Equipment not bought

Planned Project	Target	Achievements
Dispensary Under Construction	Complete and operationalise by 2015	Construction partially complete for Kahuho dispensary but ready for use – staff identified and equipment bought
		Kamuchege dispensary complete, equipment bought and staff deployed
Training of community health workers	To train 200 health workers	100 Community health workers trained
Ambulance services	1 ambulance per level 4 hospital	2 ambulances procured for J.M. Kariuki Memorial Hospital and Engineer Hospital 4 ambulances for HCs and dispensaries
Upgrading health centres and dispensary projects	25 health centres and 50 dispensaries	13 dispensaries operationalised and 15 renovated – Murungaru, Bamboo, Rwanyambo, Munyaka, Heni, Kanjuiri, Kahembe, Kirima, Shamata No upgrading was done
Upgrading of level 4 hospitals	9 Wards, X-ray units, 30 staff houses	X-ray machines and ultrasound installed and in use Maternity Wards constructed in Engineer hospital No staff houses were constructed
Computerise revenue collection and HMIS	2 hospital departments in all district hospitals	This was not done
Construction of a college of Nursing	Improve number of health workforce. Provide community opportunity to access medical Training and employment	Construction of KMTC at J.M. Memorial Hospital done and college is now operational
Establish community health units in all sub-locations	100 health units across the County	4 units trained
Upgrade of J.M. Kariuki Memorial Hospital to a referral centre for the County	Install 2 CT Scan Machines, 2 ECG Machines, 1 CD4 counting machine, 1 ICU and Renal Unit in the County	CD4 machine in place and construction of a maternity theatre ongoing
Strengthen Kenya Medical Supplies Agency (KEMSA)	Train 300 health care workers from high volume facilities	Training for the 300 health care workers done to strengthen ordering, quantification, use and rationalisation
	4 stores	Not done
	2 storage rooms	Not done
Human Resource Strategy	Computerise all the 124 health care facilities reporting to the Governor	IHRS installed and operational but computers not purchased

Planned Project	Target	Achievements
Develop Equitable Financing Mechanism	80 health facilities	Adoption of the national government reimbursement of user fees foregone mechanism for primary health services
Community Based Information Systems	100 community units	Not computerised – still manual
Rehabilitation of Rural Health	60 health facilities	13 dispensaries operationalised and 15 renovated – Murungaru, Bamboo, Rwanyambo, Munyaka, Heni, Kanjuiri, Kahembe, Kirima, Shamata
Develop Human Resources Strategy	All staff	IHRS installed and operational but computers not purchased
Implement Output Based Approach (OBA) in Reproductive Health	55% of women of reproductive age not accessing skilled delivery	Not done
Construction of OPD, Maternity and Staff Houses	Mutarakwa dispensary	Not done
Construction of OPD, Maternity and Staff Houses	Heni dispensary	Not done
Construction of OPD, Maternity and Staff Houses	Weru dispensary	Not done
Construction of OPD, Maternity and Staff Houses	Geta forest dispensary	Not done
Construction of Wards	Murungaru Health Centre	Partial renovations done – Not complete
Construction of Wards	Bamboo Health Centre	Wards completed
OPD block	Kwa Haraka dispensary	Nothing done but facility is operational
OPD block	Kahuru dispensary	Completed, equipped and operational
Construction of OPD, Maternity and Staff Houses	Koinange dispensary	Not done
Construction of OPD, Maternity and Staff Houses	Mukungi dispensary	Nothing done
Construction of OPD, Maternity and Staff Houses	Gatondo dispensary	Nothing done
Githioro dispensary		Nothing done
Gitogo dispensary		Renovations done and it's currently operational
Kahuru dispensary		Completed, equipped and operational
Rurii dispensary		Renovations done and it's currently operational
Gichungo dispensary		No renovations were done but land was purchased

Planned Project	Target	Achievements
Silibwet Health Centre		Not done
Huhoini dispensary		Partial renovations and it's operational
AGRICULTURE		
National Agricultural Extension Programmeme	To reach 60,000 farmers with extension messages per year.	Did not continue after devolution
CEP-GOK		
Njaa Marufuku Kenya	Provide grants to farmer groups	Assorted farm inputs for demonstration
Traditional high value crops	Farmers in drier parts of the County	Potato value addition equipment procured and given to a group
SHOMAP	Construction of 5 model markets-Whole sale and retail market of fresh produce in Kinangop (2), Ndaragwa and Ol'Kalou (2)	
		Construction of Soko Mpya model market
		Construction Ndaragwa, Market
		Construction Oleriondo Market
		Construction of Murungaru cold room
	Promotion of greenhouse technology for income generation	Greenhouses procured and installed which benefited 5 farmer groups and 10 institutions
ASDAP	1 farmer group per Sub-County	Capacity building in dairy, fish and potatoes value chains
SHEP UP	Fund 5 model groups per Sub-County per year	One model group per Sub-County funded
NAAIAP	1000 needy farmers per programmeme Sub-County	Not done
EAAEPP	Wheat farmers	Milk cooler and capacity building in dairy and wheat VC
KAPAP	Farmer groups in 4 Sub-Counties	Capacity building in dairy and Horticulture value chains
PSDA	Farmer groups in Nyandarua Central	Not done
LIVESTOCK PRODUCTION		
Livestock production services	Train 2000 farmers on fodder management, animal husbandry, marketing annually	1900 farmers reached
		Purchase of AI service providers motor bikes (49)
		Purchase of Toyota pick-up
		Purchase of liquid nitrogen/semen
		Imported semen Ayshire-3500 doses Friesian – 10,000 doses
		Procured semen, 10 motor bikes
EAAPP Project	Dairy farmers	Milk cooler and capacity building in dairy farming

Planned Project	Target	Achievements
ASDSP	Dairy, Irish potatoes and Fish value chains	Capacity building in dairy, fish and potatoes value chains
		Local varieties-800 bags (50 kg), imported varieties - 1000 bags
FISHERIES		
Fish farming Programme	Public Institutions	1048
		2 ponds done One per ATC
Trout Development	To produce 5000 kgs of trout(table-size) and 100,000 fingerlings	Geta trout farm rehabilitation (1)
CO-OPERATIVE DEVELOPMENT		
EAAP	Train 4 co-operative members on dairy management	Milk cooler and capacity building in dairy and wheat VC
FAO	Train 2 co-operative members on dairy management	
	To assist one (1) co-operative with equipment for value addition	
AGRICULTURE: CROP PRODUCTION		
Water harvesting	Excavation of 5 water pans for irrigation per constituency	4 major water pans done
	Plan and design the development of 50,000 acres under irrigation by mid plan period	Irrigation projects carried out
Promotion of greenhouse technology	Training on construction and maintenance of greenhouses	5 greenhouses procured and installed in Shamata
	Establishment of Demonstration sites and farmer field schools	Greenhouses procured and installed which benefited 5 farmer groups and 10 institutions
Soil and water conservation	Laying of conservation structures	
	Training	
	Promotion of agroforestry	
	Spring protection	
	Catchment conservation	
	Rehabilitation of already degraded areas	
	Protection of river banks	
Clean potatoes seed production	Bulking of clean seed from research stations in collaboration with stakeholders 5 seed producer groups per Sub-County	Potato seeds procured and bulked for 100 groups
	Training of farmers and staff	Trained

Planned Project	Target	Achievements
Commercial village extension approach	Identify enterprises for different localities and promote them using this new approach	5 commercial villages in Ol'Kalou and Kipipiri dealing with potatoes
	Staff and farmer trainings	5 staff trained
Promotion of fruit trees and passion fruit production	Setting up of fruit tree nurseries	8,100 fruit tree seedlings-avocados, apples were procured and distributed to farmers
	Training of farmers on production fruits	150 farmers trained
Promotion of horticultural crops for export	Promote production of snow peas and other crops for export.	2000 farmers trained
	Promote production of cut flowers	Construction of a flower grading shed at ATC Njabini
	Promote value addition and processing	Potato value addition equipment's for Shauri Women Group
Promotion of growing of pyrethrum	Capacity building of farmers and staff	3000 farmers
	Acquisition of planting materials	Various farm inputs supplied, delivered and distributed
Storage of fresh produce	Construction and equipping of 7 cold storage structures in the County	1 pack house under construction
Pyrethrum processing plant	Construction and equipping of pyrethrum extraction plant	2.8 million pyrethrum seedlings procured, assorted inputs –TSP fertilisers, insecticides procured for PBK farm
Sugar beet processing plant	Construction and equipping of sugar beet plant	Sensitisation to stakeholders done but plant not constructed
Provision of subsidised fertilisers and seeds	Procurement of subsidised fertilisers and seeds and distribution.	DAP-3510 bags 23:23:0-1820 bags Supplied and distributed to farmers
Diseases and pest control in crops	Procurement of pesticides and insecticides and distribution.	Disease surveillance equipment–cool boxes
Fresh produce market stalls	Construction of fresh produce markets.	Construction of market sheds and pit latrines
Cool storage facilities	Construction and equipping of storage structures in the Sub-Counties	Construction of Diffused Light store at Njabini ATC
Promotion of agriculture among the youth	Roof water harvesting in school	Not done
	Training of pupils/student;	Not done
	Greenhouse construction;	Greenhouses installed in the following Wards:
		1. Ol'Kalou Rural-Matindiri
		2. Kipipiri-Wanjohi/Geta
		3. Kinangop-Magumu
	Rabbit unit construction;	construction of rabbit house, cages
	Fish pond construction	2 ponds done one per ATC

Planned Project	Target	Achievements
LIVESTOCK DEVELOPMENT		
Milk cooling plants	Construction of 5 cooling plants	No cooling plant constructed but 3 milk ATM procured and distributed to co-operatives
Support to extension services	Trainings 70,000 farmers	65,000 farmers reached through field days, demonstrations, exchange tours
	Field days	
	Demonstrations	
	Farmers exchange tours	
	Farm visits	
Livestock auction yard/value addition complex	Establishment of livestock yards	There is no livestock yard established although land has been purchased at Geta
Wool sheep development	Trainings	31 rams for upgrading bought (corriadale and dorpers)
	Demonstrations	
	Have cottage industries for value addition	Purchase of 18 wool spinning machines
Revival of cattle dips	Provision of acaricides for all dips in the County	Purchased acaricides (FarmTraz-532 litres Ticktac-500 litres)
	Repossessing of grabbed land for cattle dips	69 dips rehabilitated
A.I services	Construction of a semen and liquid nitrogen depot	7 A.I static points established
	To improve 5000 traditional breeds of cattle annually	16,477 traditional breeds improved
	Employment of A.I providers	50 A.I providers engaged on PPP
Mobile on farm livestock feed processing	Bailing of hay To reach 5,000 livestock farmers per year	About 4,500 livestock farmers reached per year
	Feed constitution	
	Generation of livestock feeds homemade rations	8 feed mixture purchased and distributed to farmers
Establishing fodder/pasture demonstration sites	Capacity building of communities through demonstrations on fodder and pasture management	Fodder store
Model zero grazing units in schools	2 secondary school/ 2 primary schools per Sub-County	10 model zero grazing units established

Planned Project	Target	Achievements
Promotion of dairy cattle, bee keeping, poultry keeping, rabbit and dairy goats	250,000 livestock farmers	200,000 livestock farmers reached bee hives procured and issued to Polseki SHG in Njabini Ward
		Purchase of beekeepers starter kit
		hatcheries (12) supplied and delivered
		30 incubators, 30 AC generators, startup kit
Development of water troughs for livestock in dams and pans	Designing	Designing done in Kipipiri
	Technical support and supervision	
Establishing dairy processing plants	Construction works and Promotion of products training	Not constructed
Promotion of Biogas technology	Training and capacity building on use of biogas 200 households per Sub-County	Biogas units (18 Wards 3 institutions- (31)
Hides and skins improvement and leather development	Trainings farmers on value addition techniques	Farmers trained
Slaughter slabs	Construction of 1 slaughter slab per Sub-County	No new slaughter slab constructed Repair of slaughter house and construction of pit latrine
Veterinary clinics/ Laboratories and farmer's Information Centre	Rehabilitation and extension of veterinary clinics in Ol'Kalou and Tulaga	Not done
Animal diseases and pest control	Procurement, storage and delivery of vaccines	Purchase of Assorted Vaccines
		Purchase of Vaccines LSD,FMD vaccines procured
Dam fisheries	Stock 200 dams/water pans and purchase fishing equipment for the Sub-Counties Stock all the numerous dams, procure fishing gears	Restocking/Stocking Tilapia fingerlings 10,000, cat fish fingerlings 80,000, trout fingerlings 1000
		Tilapia-32,000, Cat fish 82,000 Mature tilapia-150 Mature cat fish-150 supplied and delivered
Fish farming programme	300 fish ponds per constituency Construction of ponds in private farms and public institution	2 ponds done one per ATC
	Stock all the numerous dams, procure fishing gears	
Fertiliser cost reduction programme	Reduce cost of fertiliser	DAP-3510 bags 23:23:0-1820 bags Supplied and distributed to farmers
	Increase consumption of fertiliser	Various farm inputs supplied, delivered and distributed
Fish farming programme	300 ponds per constituency	

3.3 Challenges in Implementing the Plan, 2013-2017

This being the first plan under the devolved system, several factors challenged the implementation of the plan and achievement of the set targets. These included:

3.3.1 Lack of Adequate Capacities

There was low absorption rate for development funds by the implementing departments especially in the initial years. There have been cases of funds budgeted for development projects being returned to the National Treasury at the end of the fiscal year. This was mainly attributed to inadequate capacities to prepare projects for implementation in time for the procurement process to start on time. The gap in capacities to prepare projects was in the form of staffing, skills and equipment.

The County had a relatively weak revenue base affecting the revenue targets. The County generated most of its internal revenue from business permits and cess from agricultural products. Being a dominantly rural County, most of the income generating activities were agricultural related. With the challenges facing the agriculture sector ranging from changing weather patterns to marketing inefficiencies, the County's own revenue source has been fluctuating and in most instances falling below target thereby affecting budget implementation.

There were also cases of weak links between resources allocated and policy objectives. There was the temptation of allocating huge budget amounts to unprepared new projects while ongoing ones were starved of funds. In most cases, departments were provided incremental budgets based on negotiation and bargaining among the budget actors. This was mainly due to weak capacity among departments to link resources and policy objectives. The County Assembly also assumed the role of initiating projects and allocating resources during approval of budgets. As a result, spending took place with little impact on policy objectives.

There was also a general lack of adequate office space with most departments operating in congested offices. The Sub-County and Ward offices were also poorly equipped to deliver services.

3.3.2 Funding and Disbursement Challenges

3.3.2.1 Piecemeal release of resources

The release of funds to the County Revenue Fund was largely on a monthly basis. At times, departments had to accumulate funds before commencing the tendering process especially for huge projects. Consequently, departments incurred pending bills and delayed implementation of projects especially towards the close of the year. Further, critical assessment of spending proposals was lacking and was restricted to the information submitted from the spending units.

The funding for the departments was below the various declaration and commitments to which Kenya subscribes to. This included the recommended 10% of the budget for agriculture by the Maputo and Malabo declarations, the 20% of the budget for health by the Abuja declaration and the 5% of the budget for ICT by the Kenya ICT Policy.

3.3.2.2 Challenges with the IFMIS

The IFMIS system experienced frequent downtimes affecting operations at the County Treasury. The reliance of the National Treasury which administers the system delayed payments in most cases. The various modules of the system were being rolled out in phases without proper training of the officers at the County level.

3.3.3 Reporting Challenges

Cases of disjointed reporting were common. There was institutional fragmentation between entities to which reports were submitted. In most cases, non-financial and financial information was submitted to different entities including the County treasury, County assembly, office of controller of budget, and office of auditor general.

3.3.4 Legal, Institutional and Policy Challenges

The County legislative authority, oversight, and appropriation powers is vested in the County Assembly; while the County Executive is expected to implement County legislation, manage and co-ordinate County administration, and perform other lawfully conferred functions, among others. It took time to set up the necessary structures and build the capacity to legislate on various issues including domestication of the various national laws and policies. To date, some functions like the trade fund, VSDF, co-operatives revolving fund have not been operationalised due to lack of supporting legal framework. Each County Government is required to decentralise its functions and services to the extent that is efficient and practicable. Due to lack of structures most of the projects were co-ordinated from the County headquarters hindering effective supervision and monitoring. Being the first County Government, setting up of the structures took a lot of resources which were meant to go to development.

3.3.5 High Public Expectation

Expectation by members of the public were highest in this plan period. With little civic education on the roles of the two levels of government, the confusion among many of the residents resulted in conflicts and unmet expectations. There were cases of legal suits against the County Government lodged by members of the public but due to lack of information and preparedness, some of the cases were thrown out, but the time taken in courts affected implementation of some projects thereby affecting service delivery.

Table 3.4: Status on resolution of challenges

Challenges	Issues	
	Resolved	**Unresolved**
Lack of adequate capacities	Capacities to identify projects for implementation Equipment Staffing partially resolved	Low absorption rate of development funds; Relatively weak revenue base both in own source revenue and national transfers; Weak links between resources allocated and policy objectives including deviation from plans; Underdeveloped monitoring and evaluation systems; and Lack of adequate office space. Skills
Funding and disbursement challenges	-	Piecemeal release of resources; Lack of critical assessment of spending proposals; and Challenges with the IFMIS (down times and phased system modules rollout without proper training). Procurement processes. Political interference.
Reporting challenges	-	Irregular reporting demands by agents such as OCOB, CRA, etc. Disjointed reporting with institutional fragmentation.
Legal, Institutional and Policy challenges	-	Lack of legal capacity has slowed down the domestication of some of the national laws and policies, e.g., Potato bill; Unenforceable laws and regulations drafted by County (e.g., Trade fund) Time taken to implement the passed laws
High public expectation	-	Little civic education on the roles of the two levels of government (i.e., National and County Governments) Weak public participation

3.4 Lessons Learnt and Recommendations for 2018-2022

From the challenges and the experience in implementing the first CIDP, several lessons were learnt which will help in improving the subsequent plans. The lessons include:

1. Need to undertake few projects at a time and complete them before undertaking new ones;

2. Need to employ the required staff gradually until the optimum number is attained. Priority should be given to technical staff in critical departments and replacement of those leaving the service;

3. Comprehensive civic education programme for members of the public and the employees for better understanding of the various roles of the different stakeholders in the devolved system;

4. Ensure community involvement at all stages of project cycle is necessary to enhance ownership and sustainability of projects;

5. Operationalise the Monitoring and Evaluation framework;

6. Need to properly assess the ability to complete and sustain the project. This will ensure that the projects meet their timelines, specifications and budget constraints;

7. Need to balance political interest and County strategic direction as stipulated in the County development plans;

8. Clear separation of powers between the Assembly and the Executive. The CIDP2 must be the guiding document for the implementation of the priority programmes and related activities; and

9. Leverage on the goodwill of the National Government in meeting the expectations of the County.

CIDP2 Validation at Shamata word by the members of the public.

CHAPTER 4

COUNTY DEVELOPMENT PRIORITIES AND STRATEGIES

CIDP 2 validation by religious leaders, professionals and business community

4.1 Introduction

This chapter outlines the spatial development framework, key County development priorities, strategies, programmes and projects as identified in the Governor's manifesto and by stakeholders in the County.

4.2 Spatial Development Framework

This section describes the spatial framework within which development projects and programmes will be implemented. It also outlines an assessment of natural resources within the County and identifies resource potential growth areas.

Table 4.1: Potential Growth Area

Thematic Area	Overview/ Current Status	Policy Strategy	Potential Geographical Areas	Lead Agencies/ Departments
Industrialization	Lack of agro processing industries Non-vibrant Jua kali sector	Develop a policy framework for establishment of special industrial zones with supporting infrastructures (water, electricity, road network),	County wide	Physical Planning, Water, Energy, Industralization

Thematic Area	Overview/ Current Status	Policy Strategy	Potential Geographical Areas	Lead Agencies/ Departments
Agribusiness	Poor marketing Postharvest losses Over reliance on rain fed agriculture Lack of diversification of crop farming Poor livestock breeding practices Lack of value addition	Crop diversification and development of marketing strategies Development of irrigation projects for sustainable agriculture production Livestock genetic improvement and value addition. Adoption of modern farming technologies for increased livestock productivity and incomes Promotion of quality fodder Develop and implement value addition strategy in crop and livestock productions.	County wide	Agricultural/livestock departments
Access to health	Lack of vital medical equipment Lack of enough personnel Lack of electricity connection at health facilities Lack of drugs in health facilities Lack of enough health facilities Weak community health strategy un developed referral system	Development of the county referral system Strengthening the community health strategy. Develop a Policy on recruitment and replacement of key medical staff Management of health facilities Management of drug supply systems	Upgrade of JM and Engineer hospitals and health centres to level four hospitals Establishment and operationalization of dispensaries	Health department

Thematic Area	Overview/ Current Status	Policy Strategy	Potential Geographical Areas	Lead Agencies/ Departments
Access to clean and safe water	un operational water supply schemes lack of clean water for domestic use Mismanagement of community run water projects	Operationalization of all existing water supply schemes Efficient management of community run water projects Development of water banks Water resources development master plan	All existing supply schemes county wide	Water department
Sports and youth development	Lack of sporting facilities and activities to engage the youth Inadequate support for youth programmes for economic and social development	Development and implement a youth and sport policies Promoting youth to venture in agribusiness and Trade Internship programmes	County wide	Youth and sports Agriculture
Tourism	Limited tourism activities Unexploited tourism resources	Establishment of a tourism circuit in Nyandarua Develop unique tourism promoting activities including agro-tourism Mapping out other tourist's attraction sites. Key zone: Aberdares ranges Settler houses Unique ranges at Kanjuiri	All tourist attraction site especially at Lake Olbolossat and Mau Mau caves .	Tourism depart

Thematic Area	Overview/ Current Status	Policy Strategy	Potential Geographical Areas	Lead Agencies/ Departments
Land use and management	Cases of landlessness and especially squatter problem Illegal acquisition of public land Uncontrolled growth of towns and urban centres Lack of secure land tenure system.	Survey & mapping services Resettlement of squatters Repossessing of illegally acquired land Control of development in urban centres and spatial planning. Improve land tenure systems County Government to apply for land under SFT to convert to County Land	In all the squatter villages Ol'Kalou and other market centres	Lands department in partnership with National Government
Road interconectivity	Encroachment to road reserves Poor access and feeder roads Poor drainage Poor planning and implementation of road projects	Repossessing of road reserves Developing/opening up access roads Improve drainage systems Adopt proper planning and implementation of project	All areas lacking access roads	Roads / Lands departments
Trade development	Lack of strategic markets for county produce Inadequate startup capital	Construction and operationalization of strategic markets and stalls. Provision of affordable capital. Undertake business management training. Adopt trade facilitative regulations.	All main urban centres	Trade

Thematic Area	Overview/ Current Status	Policy Strategy	Potential Geographical Areas	Lead Agencies/ Departments
Education	Inadequate infrastructure for ECDE and Youth Polytechnics Lack of modern equipment and qualified instructors in youth polytechnics Lack of course specialization among youth polytechnic. Lack of staff for ECDE centres and youth polytechnics lack of talent development opportunities	Develop a management policy for ECDE and Youth Polytechnic. Construction and improvement of ECDE and Youth polytechnics infrastructure. Establish centres of excellence for specialized course training among Youth Polytechnics. Provide modern equipment and technology in Youth Polytechnics.	Couy wide	Education, gender,
Environment	Encroachment on protected areas and wetlands Uncontrolled logging Uncontrolled quarrying and sand harvesting activities Lack of County sewerage and solid waste disposal facilities	Implement the national policy on environment Establish an ecosystem framework Establish controls on quarrying and sand harvesting Development of a sewerage system	Ol Bolosat	Department of Environment

4.3 Natural Resource Assessment

This section outlines the major natural resources found within the County.

Table 4.2: Natural Resource Assessment

Name of Natural Resource	Dependent Sector	Status, Level of Utilisation and Scenarios for future	Opportunities for Optimal Utilisation	Constraints to Optimal Utilisation	Sustainable Management Strategies
Arable Land	agriculture	Overuse, soil erosion		• Subdivision of land,Optimal utilization • Sustainable management	
Underground water	Dometic use and agricultural			• Expensive to extract	• Good management, survey
Lake Olbolossat	• Tourism • Fisheries • Eco- Tourism • Irrigation • Agriculture	Declining water levels -Expected to further decline with expansion of horticulture sector water quality expected to decline due to increased farming activities and encroachment Growing grasses degrade the lake	.Best practices in waste water management and wetland conservation in some farms .Gabions construction around lake to control soil erosion	• water levels declined • water quality deteriorated from horticulture activities (affecting quality of fish, and quality of tourism) • .soil erosion which degraded soil fertility	• Monitoring of water levels and quality • Gabion construction to control soil erosion • Regulate waste water and effluents from farms • Indigenous tress planting on mural for conservation of the lake • Extension services to cover waste water management • Gazettement of lake Olbolossat as a protected area • Nutrient enrichment
Turasha River	• Irrigation • Domestic water • water for animals e.g. cattle	• over utilized up stream • water pollution	• can support more for food production through irrigation, fishing farming	• upstream damming Nittification, deforestation along the banks	• Legal and policy enforcement • River rehabilitation programme

Name of Natural Resource	Dependent Sector	Status, Level of Utilisation and Scenarios for future	Opportunities for Optimal Utilisation	Constraints to Optimal Utilisation	Sustainable Management Strategies
Aberdare water tower	• Irrigation • Domestic water	Decline of water level due to Illegal logging destroy the water tower	• can support more water for domestic use, irrigation for more food production	• wild fires • Illegal logging	• Legal and policy enforcement • water tower rehabilitation programme
Malewa River	. Irrigation . Domestic water . water for animals e.g. cattle	over utilized up stream water pollution	• can support more for food production through irrigation, fishing farming	• upstream damming Nitrification, deforestation along the banks	• Legal and policy enforcement • River rehabilitation programme
Ewaso Ng'iro River	. Irrigation . Domestic water . water for animals e.g. cattle	over utilized up stream . water pollution	• can support more for food production through irrigation, fishing farming	• upstream damming Nitrification, deforestation along the banks	• Legal and policy enforcement • River rehabilitation programme
Minerals (building stones and sand).	.constructions .Infrastructure	. Rampant stones harvesting	• can support residential construction .more murram road construction	• over quarrying • Hence more soil erosion	• Legal and policy enforcement on mining • Quarry rehabilitation programme
Forests	. Agriculture . Water & Energy	. Deforestation hence reduces rainfall	• Rainfall attractions more food production	• wild fires • Deforestation • encroachment of water catchment areas	• Legal and policy enforcement • Forest rehabilitation programme • green energy

4.4 Development Priorities and Strategies

This section gives a summary of the development priorities identified in the sectors from the Governor's manifesto, the Jubilee manifesto, MTP III, sectoral plans and stakeholder's consultative forums. The development priorities, programmes and projects are, therefore, linked to the Kenya Vision 2030, MTP III, County Transformative Agenda, programmes and Projects aimed at fulfilling Article 56 of Costitution of Kenya, achieving the aspirations of Sustainable Development Goals (SDGs) and African Union Agenda 2063, among others.

4.4.1 Rapid Results Initiatives

In fulfilment of the responsibilities given through the Constitution of Kenya, the residents of Nyandarua County brought in place a new County administration which is charged with running the affairs of their Government for the next five years (2017-2022). The Governor, during his inauguration on Monday, August 21, 2017 at Ol'Kalou stadium, spelt out to the residents the development agenda which he intended to fulfil within his first 100 days in office. Annex 1 summarises the activities that have been identified under RRI to turn these into an implementable action plan to fulfil that commitment.

4.4.2 Flagship Projects

The Flagship projects under the County Integrated Development Programme (CIDP2) for 2018-2022 are intended to spur growth of Nyandarua's economy and bring about transformative change to the lives and welfare of its people. The 80-20 rule (the Pareto Principle) that is used to guide businesses on activities that have the most chance of generating 80% of the revenue has been used to identify the programmes in table 4.3 below. It is assumed that by fast tracking these programmes under CIDP2, the Nyandarua County Government would achieve 80% impact from its planned programmes provided the National Government releases the resources to the County on time and that Nyandarua's development partners and the private sector would make good on their pledges in full and in a timely fashion.

These programmes reflect the sector priorities which have incorporated "the Big Four pillars" on the Development Agenda of the Jubilee Government (food security, affordable housing, manufacturing and affordable health care for all), the Governor's Transformative Agenda, Wanjiku's aspirations and other policy documents and strategies.

Table 4.3: Flagship Programmes (CIDP2, 2018-2022) by Sector

Sub-programme	Cost (Kshs millions)	Source of Funds
Youth, Sports and Arts		
Sports academy	500	County & National Government/ private sectors
Arts centre	15	County & National Government/ private sectors
Performing Art Theater	50	County & National Government/ private sectors

Sub-programme	Cost (Kshs millions)	Source of Funds
Ol Kalou & Engineer stadium	500	County & National Government
Lands, housing & physical Planning		
County Spatial Planning	110	County Government
Ol Kalou, Mairo Inya & Engineer special municipal status	300	County Government/donors
Establishment of County land bank	2,000	County & National Government
Construction of affordable housing units	2,000	County & National Government/private sector
Resolving Ol Kalou Town multiple allocation	350	County Government
Construction of land office	130	County & National Government
Water, environment, tourism & natural resources		
Develop a water and sewerage master Plan	150	County Government
Construction of the 6 Planned mega dams and their associated infrastructure (Pesi, Kinja, Malewa, Shamata/Kirima, Kiburu & Geta)	61,000	County & National Government
Gazettement, rehabilitation, dredging & conservation of lake Ol bolosat	2,100	County & National Government
Tree Planting, afforestation, re-afforestation of the Aberdare Ranges and public forests in the County.	50	County & National Government
Health services		
Upgrade and equipping of JM Kariuki Memorial Hospital to level 5 high density, Engineer Hospital to level 4 high density, and Ndaragwa Health Centre to Level 4.	1,382	County & National Government
Upgrade and equipping health centres to level 4.	983	County & National Government
Public administration & ICT		
County wide fiber optic installation & connectivity	200	County & National Government
Transport, Energy and Public works		
Revive & upgrade existing Railway to SGR standard	500	National Government
County airstrips	2,500	County/National Government

[2] Includes football, athletics, etc.

Sub-programme	Cost (Kshs millions)	Source of Funds
Provide road connectivity to counties surrounding Nyandarua – Gilgil Machinery rd, Kanyiriri Gilgil rd, Geta Ihururu rd, Uruko Nanyuki rd, Milangine Kabazi rd, Ngorika Mbaruku and Njabini Kiarutara rd.	5,000	County & National Government
County Executive Office Complex	605	County & National Government
Industrialization, trade & cooperatives		
Potato, vegetable & fruit processing Plant	1,000	County/National Government/private sector
Small and medium scale factories for the processing of sugar beets and sunflower	20	County/National Government
Milk processing Plant	2,000	County/National Government/private sector
Hides and skins leather processing	1,000	County/National Government/private sector
Dry Port at Naivasha SGR Main terminal	1,000	County/National Government
Industrial Parks and special economic zone	1,000	County/National Government/Private Sector
Nyandarua Micro Finance Fund	1,000	County Government
Nyandarua County Investment Promotion Corporation	100	County Government
Regional economic block	400	County Government
Modern Agricultural wholesale market at Magumu(county land at Matches)	143	County Government/National government
Agro-processing plants (sugar beet, giant bamboo plant, maize/ feed mills and hide and skin tannery)	2,500	County/National Government/Private Sector
Education, Culture & Gender affairs		
ECDE feeding programme	250	County Government/Donors
Bursary Fund/endowment & scholarship	610	County Government/private sector
Establishment of The University of Nyandarua	5,000	County & National Government
Specialization of courses among youth polytechnics & Centres of excellence.	100	County & National Government

Sub-programme	Cost (Kshs millions)	Source of Funds
Community multipurpose conference center per sub-county	175	County Government
Aged persons in NHIF scheme	30	National Government
Agriculture, Livestock and Fisheries		
Integrated agricultural extension services	412.95	County Government
Fisheries development	500	County & National Government
Milk coolers	450	County & National Government
Input subsidy(fertilizer, seed)	305	County & National Government
Horticultural export promotion	30	County & National Government
Seed potato multiplication tissue culture laboratory	125	County Government/Donors
Reintroduction of pyrethrum growing in the County (seed multiplication in ATCs -30 acres)	10	County Government
Introduction of sugar beets growing in the County (Seed multiplication at ATCs – 10 acres)	4	County Government
Introduction of giant bamboo growing in the County (Seed multiplication at ATCs)	4	County Government
Introduction of avocado growing in the County (Seed multiplication at ATCs)	4	County Government
Introduction of sunflower growing in the County (Seed multiplication at ATCs)	4	County Government
COUNTY SECRETARY		
Youth Internship/Mentorship	35	County & National Government/Non State Actors
Staff Rationalization (Redundancy Based)	300	County Government
COUNTY ASSEMBLY		
Modern Four Level Office Complex	458	County Government

4.4.3 Other Projects and Programs

4.4.3.1 Public Administration and ICT

Department composition

This department comprises office of the county Secretary, Office of the County Attorney, the Communication directorate, ICT directorate, Enforcement and compliance directorate, Public Administration Directorate, Human resource Directorate and County Public Service board.

Vision and Mission

Vision:

To be a transparent, effective and efficient institution offering high quality public service management and coordination, enforcement and compliance, ICT, Legal and liaison services

Mission:

To provide transparent, efficient innovative and informative legal, ICT and administrative solutions that enable the county to be effective and productive

Sector Programmes

Programme 1: Enforcement and Compliance									
Objective: To provide security of county assets and ensure compliance with county Legislation and relevant National Laws.									
Outcome: Compliance with County laws and security of County assets									
Sub Programme	**Key Outcome**	**Baseline**	**Key performance Indicators**	**Planned Targets**					**Cost Projections Kshs Millions**
				Year 1	**Year 2**	**Year 3**	**Year 4**	**Year 5**	
Enforcement and Compliance	Enhanced Compliance with the County laws and other Acts	No Data	Percentage Level of Compliance to County laws	50%	55%	60%	65%	70%	12
		No Data	Level of public satisfaction with law and order(%)	50%	55%	60%	65%	70%	20
		enforcement tools and equipment (one vehicle, one laptop, furniture	No. of enforcement equipment to be acquired	7 laptops, 1 printer, 1 photocopier, 1 desktop, smart phones, walkie talkies	3 vehicles	2 vehicles	2 vehicles		50
Security	Improved asset Security and accountability in County government institutions	1 Head quarter and 6 sub county office premises(7premiases)	No. of County Government premises secured	7	7	7	7	7	6
		No Data	No. of County institutions with Up to date Asset Inventory	100	200	300	400	500	

Programme 2: Administration									
Objective: Coordination of government functions for efficient service delivery									
Outcome: Quality service to the citizenry									
General public administration	Improved service delivery	50%	Percentage level of Public satisfaction as demonstrated by the customer satisfaction survey	60%	70%	80%	90%	95%	55
		7days	Average response time to correspondences and enquiry (days)	7	6	5	4	3	5
	Enhanced Administrative Capacity	60%	Adequacy of human resource by number and skills levels (%)	60%	70%	80%	90%	100%	62
Centralized Transport management System	Improved efficiency in use of county mobile assets	1825 annual requests successfully handled	Percentage of requests successfully handled	2000	2100	2200	2300	2400	5

Sub-County and Ward Administrative services	Prompt service delivery at Sub County and ward level	7 days	Average response time to citizens concerns and needs(days)	7	6	5	4	3	60
	Informed citizenry	7 channels	Modes and frequency of communication	7	7	7	7	7	375
	Improved Inter departmental functionality and coordination within the Sub county	120 meetings county wide	Total number of quarterly coordination meetings at the ward and sub county levels	120	125	130	135	140	5
	Development of One Stop Service Delivery Unit(Offices) at the Sub county level	0	No. of Sub counties with 80% of all services	3	5	5	5	5	500
Community Policing Through Nyumba Kumi Model	Secure community and Environment	None	Approved Joint County & National Administration Nyumba Kumi policy in place	1					40
		50%	Percentage level of sub locations where Nyumba kumi is operational zed	60%	70%	75%	80%	85%	
		No data	Percentage of violations reported	30%	25%	20%	15%	10%	

Charity and Courtesy Services	Enhanced relations with the public and other stakeholders through Charity	30 events County wide	No. of Charity and courtesy events	30	33	36	38	40	2
Programme 3: County Human Resource Management									
Objective: Professional Management of Human Resource in the County for efficient service delivery.									
Outcome: Productive public service									
County Human Resource Management	Streamlined HR Procedures	Existing draft on County Human Resource Management Policies and Procedures Manual	Approved County Human Resource Management Policies and Procedures Manual	1					8.5
		1 Draft Code of Conduct available	Approved Staff Code of Conduct and regulations	1					0.5
		Manual Personnel records	Fully Established ICT-based Personnel Records	1					10
	Monthly Payment of Employee remuneration	IPPD (Integrated Payroll and Personnel Database) system in place	Percentage of staff emoluments processed monthly (salaries, gratuities and pensions)	100%	100%	100%	100%	100%	12,000

County Human Resource Training and Development (CHRD)	Improved Staff Performance	Available draft on Human Resource Training and Development Policy	Approved and implementation of Human Resource Training and Development Policy	1					10
Performance Management	Improved Staff Performance	None	Established Annual staff performance appraisal	1					25
County staff rationalization and HR planning (Redundancy based)	Fully Profiled and rationalized work force	Existing Human Resource Skills Audit draft report. (zero draft) Existing SRC job evaluation report	Established Comprehensive job description of all staff in place Right placement Motivated and productive staff Effective and Efficient service delivery Reduction in staff redundancy	1					300
Public Servants Welfare	Increased productivity (Well bonded, motivated and healthy work force)	State officers and civil servants Car loan and mortgage funded to Kshs. 220 million 3 KICOSCA events held	No. of annual County Staff sports events End of year staff get-together and awards gala.	1	1	1	1	1	1,000
		Existing medical insurance scheme.	% of staff benefitting from medical insurance scheme	100%	100%	100%	100%	100%	425

Programme 4: ICT E-government services and risk management									
Objective To automate all County services									
Outcome: Automation of all County services									
ICT Policy	To provide guidelines on management of ICT services	An ICT draft policy in place	No. of approved ICT governance and accountability tools	1					5
Update and upgrade County Website	Eased digital access of information and services	24,000 web visits annually	No. of annual visits to the website	25,000	27,000	30,000	33,000	35,000	10
		No Data	No. of Form Downloads and Online Applications processed	30,000	40,000	50,0000	60,000	70,000	
Integrate ICT in County Government operations	Effective decision making	None	No. of County government department with 80% of the processes automated	3	3	4			100
Maintenance of ICT infrastructure and equipment	Smooth operations	90%	Percentage of ICT infrastructure and equipment in working Condition	95%	96%	97%	98%	99%	10
Wide Area Network	Efficient flow and sharing of information	12 premises	No. of Premises with LAN	20	20	20	20	20	219
Improvement of GSM Network coverage	Ease of communication in the county	90%	Percentage of GSM area Coverage	100%	100%	100%	100%	100%	10

Bulk SMS system	Improved linkages among offices	5,000 SMS	No. of people receiving Information through bulk SMS	100,000	100,000	100,000	100,000	100,000	4
Linkage with E Citizen	Eased access to government services	No data	Rate of E-citizen portal access by the County residents	40%	50%	60%	70%	80%	5
Programme 4: Data center and disaster recovery									
Objective A Recovery Site to be in place in case of disaster at the County Headquarters									
Outcome: Security of County data information and business continuity									
Data and recovery system	secured Data and call center services	None	An Established self updating Database and call centre	1 (recovery site)	1(call centre)				5
Programme 5: Communication & Public Relations									
Objective Provide Communication & PR Services									
Outcome: Provision of Communication & Public Relations Services									
Public Communications Policy and Bill	Improved public relations	1 Draft Public Communication and Access to information Act in place	Developing Public Communication and Access to information Act in place	1					1
Brand Nyandarua (e.g. Magical Kenya)	Enhanced image and investment attraction	No data	Percentage level of new investors in the county	40	50	60	70	80	300
Media & PR center	Improved dissemination of county Information	None	An Established media P.R centre including radio			1			40

Programme 6: Legal Services									
Objective Provide Legal Services									
Outcome: Provision of Legal Services									
Litigation	Reduction of court cases affecting the County Government	Representation in 200 cases	Reduction in litigation	reduce litigation cases by 30%	reduce litigation cases by 32%	reduce litigation cases by 35%	reduce litigation cases by 36%	reduce litigation cases by 50%	50
Legal Aid Clinics and Civic Education programme	Legal awareness to the residents	Participated in 1 legal aid (organized by the Judiciary)	Number of legal aid clinics done	5	5	5	5	5	25
			Number of civic education forums held	5	5	5	5	5	25
Alternative Dispute Resolution mechanism (A.D.R.)	To promote settlement of disputes out of courts	None	Number of disputes resolved out of court	50	20	20	20	20	50
			Number of mechanisms developed for A.D.R.	1	1	1	1	1	
			Number of Policies/ Legislations/ Bill/ Regulations developed	5	5	5	5	5	25
			Number of Policies/ Acts/ Regulations reviewed and amended.	2	2	2	2	2	10

Legal instruments	Legally compliant instruments and contracts	Over 70 government-related transaction instruments prepared.	Number of transactional instruments prepared. (i.e. MOUs, Contracts, SPVS, Agreements, Instruments of Conveyance etc.)	30	40	50	70	100	5
Legal Resource Centre	To promote and enhance better operations of the Office of the County Attorney and offer access to legal materials to the public	None	No. of Operational and equipped Legal Resource Centre rephrasing		1				5
Legal Policy and Procedures Manual	Coordinated and uniform Procedures and informed county departments	None	Approved Legal Policy and Procedures Manual	1					2
Legal Audit and compliance	Effect laws and policies	None	No. of Unqualified Legal Audit Report	1	1	1	1	1	10
Enforcement of County Legislation	law abiding citizenry	None	No. of Established Courts	1 (Olkalou)	1 (Engineer)				2
Reclaiming of Nyahururu town from Laikipia County to Nyandarua.	Increased County Assets	Nyahururu Municipality within Laikipia County boundaries.	Reclaimed Nyahururu Municipality			1			25

Staffing and Training	Effective, efficient and professional legal service provision	Existing understaffed Directorate of Legal Services	Percentage of human resource trained (%)	60%	70%	80%	90%	100%	3
Programme 8: County Public Service Board									
Objective: Facilitation of the management, development and sustenance of integrated public service									
Outcome: Maintenance of highest standards in the public service									
Establishment and abolition of offices	Functional offices as per schedules 4 & 5 of the Constitution of Kenya	Existing devolved functions	Approved Advisory paper on county functional offices	1					5
Disciplinary control	Disciplined public service	County Human Resource Advisory Committee (CHRAC) in place	Percentage of employees with no disputes to be resolved	95%	95%	96%	97%	98%	7
		Disciplinary procedure in place	Percentage of employees with no disciplinary case to be resolved	95%	95%	96%	97%	98%	
Monitoring and reporting	Focused Board Enhanced feedback and accountability	Requirement under the County Government Act 2012	Percentage of reports that have been prepared and submitted to County Assembly and other relevant authorities Responses to queries by oversight bodies (EACC, KENAO, Senate)	100%	100%	100%	100%	100%	10

Promotion of values and principles	Adherence to principles and values by County public service.	Values and principles as provided in the Constitution of Kenya articles 10 and 232	Percentage of staff and has been educated and trained	50%	70%	80%	90%	100%	10
Human resource Planning, Management and Development	Coherent and integrated human resource planning and budgeting	Existing county human resource	Approved Advisory papers on human resource planning, management and development	1	1	1	1	1	10
Administration support services	Provision of support services to the board in delivering its mandate	None	Establishment and Capacity building of secretariat board	1	1				10
		None	Number of motor vehicles purchased		1				7
		County public service board in place	Effective and efficient Administrative and operational services	1	1	1	1	1	70
Youth Internship and mentorship program	Experienced, mentored and well guided youth ready for the job market	None	No. of annual Interns that have been engaged to the County Government	120	120	120	120	120	35
			No. of annual youths that have been mentored	4000	4000	4000	4000	4000	

Cross-Sectoral Implementation Considerations

Programme Name	Sector	Cross-sector Impact		Measures to Harness or Mitigate the Impact
		Synergies	**Adverse impact**	
Public administration	Education, Agriculture, Health, Human resource, Transport, Governance, Enforcement	The administration department coordinates countywide programmes and activities and in return the other departments implement their programmes in liaison with the administration department The enforcement department provides security for all county assets and ensures compliance to county and other laws	Breakdown in communication between the implementing and the coordinating departments The implementing departments feel burdened by the coordinating department due to budgetary limitations It may affect economic activities and conflicts may arise It may lead to litigations and environmental issues	Proper communication channels put in place and strictly adhered to The coordinating department to be allocated adequate programme administration budget Enhance civic education and enact relevant laws
	Education	The alcoholic drinks control act and the bursary act are implemented by administrators	Increase in litigations Perceived favoritism in bursary allocations	Civic education Holding stake holders forums

Programme Name	Sector	Cross-sector Impact		Measures to Harness or Mitigate the Impact
		Synergies	**Adverse impact**	
ICT E-government services and risk management	All	All County Departments seeking ICT services	Failure to comply with existing regulations and manuals Failure to pay ICT suppliers on time -Failure to report an ICT problem on time Failure to involve the department of ICT when purchasing ICT equipment Failure to follow user manuals when using new ICT equipment Failure to return ICT equipment when staff retire/leave the county Failure to maintain proper inventory of ICT equipment Misuse of internet by staff on personal projects instead of office work.	Compliance with existing regulations and manuals Payment or settlement of ICT suppliers on time Responding to ICT problem on time Involvement of the department of ICT when purchasing ICT equipment Follow user manuals when using new ICT equipment Human resource directorate to enforce the policy on returning of ICT equipment Maintenance of proper inventory of ICT equipment Enforcing the correct use of internet via the ICT policy
Data center and disaster recover site	All	All County Departments seeking data backup	A Data center and a disaster recover site have not yet been established	Establishment of a Data center and a disaster recover site.

Programme Name	Sector	Cross-sector Impact		Measures to Harness or Mitigate the Impact
		Synergies	**Adverse impact**	
Communication and Relations	All	All County Government departments seeking Communication and Public Relations services	Failure to comply with existing regulations and manuals Failure to pay PR suppliers on time Failure to report a PR problem on time Failure to involve the Directorate of Communication and Public Relations in County Government events. Failure to follow user manuals when using new communication and public relations equipment Failure to return communication and public relations equipment when staff retire/leave the county Failure to maintain proper inventory of communication and public relations equipment Failure to recruit qualified staff to operationalize the directorate Failure to purchase modern equipment for communication and public relations	Compliance with existing regulations and manuals Payment of PR suppliers on time Responding to communication and public relations problems on time Involvement of the Directorate of Communication and Public Relations in County Government events Follow user manuals when using new communication and public relations equipment Human resources directorate to enforce policy on returning of communication and public relations equipment Maintenance of proper inventory of communication and public relations equipment Recruit qualified staff to operationalize the directorate Purchase modern equipment for communication and public relations

Programme Name	Sector	Cross-sector Impact		Measures to Harness or Mitigate the Impact
		Synergies	**Adverse impact**	
Legal Services	All	All County Departments seek legal services	Failure to comply with existing laws, policies, regulations and manuals Failure to settle debts on time Failure to respond to correspondences on time Failure to involve Office of the County Attorney in negotiation and drafting of contracts Failure to observe Human Resource Manual in labour dispute Failure to avail witnesses Failure to maintain proper records	Compliance with all laws Payment or settlement of debts on time Responding to correspondences on time Involvement of the office of the County Attorney in negotiations and drafting of contracts Observance of Human Resource Manual and other all Employment Laws in Labour Dispute Provision of competent witnesses on time Maintenance of proper record at all times

4.4.3.8 Agriculture, Livestock and Fisheries

Departmental composition

The department has four (4) directorates; Agriculture, Livestock Production, Veterinary services, and Fisheries directorates

Vision and mission

Vision

To be the lead agent in promotion of innovative commercially oriented modern agriculture, employment creation, income generation and food security.

Mission

To improve livelihoods through promotion of a vibrant, competitive and sustainable modern Agricultural sector and creation of an enabling policy and legal environment.

Development needs priorities and strategies

The priority for this department over the plan period will be to enhance access to information, skills and adoption of modern Technologies in order to Increase Agricultural production, Productivity for food security and improved livelihoods.

This will be achieved through the following strategies;

Strengthen institutional policy and legal framework; Strengthening extension services through integrated extension approaches; Enhance access to quality agricultural inputs; Promotion of post-harvest handling for reduction of produce losses from Pests and Diseases; Promote Food Security through Monitoring of Crop Situation and Food Balances**;**Promote Market Access and Product Development; Enhance quality and safety of food products both animal and crops; Promote sustainable land use and environmental conservation; Promotion of mechanization in agricultural production.

Sector Programmes

Programme 1 : Crop development									
Objective: To improve production & productivity of crops for food security and economic growth.									
Outcome: Enhanced food security and improved livelihood									
Sub Programme	**Key Outcome**	**Baseline**	**Key performance Indicators**	**Planned Targets**					**Projections Kshs millions**
				Year 1	**Year 2**	**Year 3**	**Year 4**	**Year 5**	
				1	**2**	**3**	**4**	**5**	
Crops Promotion for Household Income	Improved crop production	25	Hectares of pyrethrum established	100	100	100	100	100	30
		0	Hectares of sugar beet established	50	55	60	65	70	10
		100	Hectares of fruit trees planted	100	100	100	100	100	15
		5	Hectares of new potato varieties established	1000	1000	1000	1000	1000	12
		250	Hectares of cut flowers established	10	10	10	10	10	8
		350	Hectares of French beans/ commercial peas established	50	50	50	50	50	5
		-	Hectares of sunflower planted	200	300	350	400	500	10
Horticultural export Promotion	Diversified markets and capacitated farmers on global GAP/ Euro GAP	none	Volume of agricultural export by type. Capacitated farmers with export certificates.	french beans (300t), Snow peas (300t),	cut flower (1000t), french beans (400t), snow peas (400t), passion fruit (100t), tomato tree (100t)	cut flower (1200t), french beans(500t), snowpeas (500t), passion fruit (200t), tomato tree (200t)	cut flower (1300t), french beans(500t), snow peas (500t), passion fruit (200t), tomato tree (200t)	cut flower(1400t), french beans(500t), snow peas (500t), passion fruit (200t), tomato tree (200t)	30

Potato seed production	Enhanced seed potato production	0	Tons of seeds potato produced	0	0	400	500	600	133
Improvement of Post-harvest handling and commodity marketing	Improved post-harvest management of crop produce	0	Volume of crop produce stored in pack houses			50 (tons)	50 (tons)	100 (tons)	240
		0	Farmer accessing Warehouse receipt system for agricultural commodities		200	1000	3000	3000	
		0	Multipurpose warehouses constructed	1	1	1	1	1	30
		1	Grading sheds constructed	1		1	1		6
		0	Drying silos established			1		1	10
Improvement of Agriculture marketing	Improved crops marketing systems	0	Standardized packaging of farm produce (enactment of regulations)	1	-	-	-	-	3
		3	Co-operatives/ groups marketing produce through contract farming	5	5	5	5	5	2
		0	Co-operative and group stores renovated	2	2	2	2	2	10

Soil fertility management	Improved soil management for better crop yields	80%	Completion of soil testing lab at Nyahururu	10%	10%				7
		3	Soil and water conservation structures constructed/ established	5 (km)	5 (km)	5 (km)	5 (km)	5 (km)	4.5
		50	Soil samples tested, and results given	500	500	500	500	500	5
		0	Mobile Soil Testing Labs procured	1		1			40
Promotion of Irrigation agriculture	Enhanced resilience against climate change and stable household income	200	Hectares of crop land put under irrigation	10	20	20	20	20	15
Preparation of Crop policies	Operational crop policies	0	Bills prepared and enacted	1	1	1	1	1	5
Agriculture Extension Services (Service support)	Improved crop production and productivity	50,000	Farmers receiving extension service/ technology	15,000	15,000	15,000	15,000	15,000	122.5
Crop pests and diseases Surveillance and Control	Improved pest and diseases Surveillance, monitoring and Control	4	Surveillance, monitoring reports	12	12	12	12	12	6
		200	Litres of emergency pesticides procured	5000	5000	5000	5000	5000	50

Monitoring of crop performance & food balances	Enhanced food and nutrition security	12 per year	Food situation reports	12	12	12	12	12	6
Promotion of new and sustainable technologies in Agriculture	Enhanced production and productivity	5	New crop varieties introduced	2	2	2	2	2	10
		10	Green houses procured and installed	5	5	5	5	5	15
Promotion of youth in Agriculture	Improved participation of youth in Agriculture	5	No. of 4 K Clubs trained	25	25	25	25	25	5
		2	No. of out of school youth groups trained	25	25	25	25	25	5
		5	No. of youth groups involved in value addition	2	2	2	2	2	10
		0	Greenhouses established for youth groups	5	5	5	5	5	15
Inputs subsidy	Subsidized fertilizer &seeds accessible to farmers	5330	Bags of subsidized fertilizer availed to farmers	20,000	20,000	20,000	20,000	20,000	300
		1500	Seeds bought and availed to farmers (Kg)	2000	2000	2000	2000	2000	5

Agricultural Institutions support to:- OlJoroOrok, and Njabini ATC's	Enhanced use of modern farming technologies among farmers	500	Farmers receiving training from ATCs	700	1000	1000	1000	1000	15
		5	Farmers groups incubated for Agribusiness at the ATCs	10	10	10	10	10	5
	Operational modern training infrastructure and facilities (institutional upgrade)		Functional structures e.g. classes, hostels, equipment; Farmer trainings held						
Agricultural Institutions support to:-ii) AMS Nyahururu	Improved farming efficiency by use of mechanization services and demonstrations from AMS	50	No. of farmers receiving mechanization services; No. of farmers adopting mechanized agriculture ,Modern mechanization in crop and livestock	200	300	400	400	400	310
Coordination & Monitoring of crop development programmes & projects	Crop development projects coordinated and monitored	4 (quarterly)	Project monitoring reports	4	4	4	4	4	10

Office coordination and support	Efficient and conducive office operations	9 (County office, 5 sub-counties, 2ATCs, AMS)	Payment of utility bills, conducive work environment. Operational office equipment and stationery, No of staff recruited	9	9	9	9	9	75
Programme 2: Livestock Development									
Objective: To promote Livestock Production for increased incomes and better livelihoods.									
Outcome: Improved livestock productivity for wealth creation.									
Livestock feeds and feeding	Enhance quality and affordable livestock feeds	800ha	HA of Improved fodder and pastures bulking sites Climate smart fodder	100	200	300	300	300	15
		3000 ton	Increase in the tonnage of preserved feeds-hay and silage.	500,000	500,000	500,000	500,000	500,000	5
		50	Number of farmers making home-made rations	500	500	600	700	800	5 M
			Fodder banks with bale capacity	500000	500000	500000	500000	500000	10
		None	Number of feed centres established	5	5	5	5	5	10 M
		None	Mobile on-farm feed processing-Tractor services	1	1	1	1	1	40 M
		None	Number of farmers growing raw materials for feeds processing on contract.	100	150	200	250	300	1 M

Livestock marketing and value addition	Streamlined livestock marketing and high Incomes from sale of value added products	None	Number of established livestock sale yards	1	1	1	1	1	25
		None	Number of Milk coolers given to farmer groups	20	20	20	20	20	450
		2	Number of milk dispensers and pasteurizer machines given to groups		1	2	1	1	50
		4000	Number of livestock registered with Kenya Stud Book	2,000	2,000	2,000	2,000	2,000	2
		0	Establish sheep breeding station at ATCs		2				20
		10	Number of wool spinning machines given to farmer groups.		15	15	10	10	5
		1-private	A wool spinning and weaving factories established		1				30
Support to extension and advisory services	Improvement of technology transfer	10,000	No. of farmers trained per year. Through various dissemination methods.	10,000	11,000	12,000	13,000	14,000	39

Strengthening of policy and legal framework on livestock production	Improved livestock production	None	Number of laws enacted	1					5
Promotion of sustainable livestock production technologies	Enhanced technology transfer	10	No. of well-equipped model zero grazing units established in schools and model farms		2	2	2	2	10
		31	No. of bio gas plants established.	25	25	25	25	25	30
			No. of farmers/ institutions trained on biogas production	375	375	375	375	375	
		32	No. of incubators and hatchery units issued to groups; No. of commercial poultry farmers connected to meat and egg markets		3 hatchery unit established -1000 farmers	4 hatchery unit established -1000 farmers	5 hatchery unit established -1000 farmers	6 hatchery unit established -1000 farmers	15
		0	No. of Rabbit breeding centres established; Rabbit farmers connected to high end markets	2 breeding Centres-500 farmers	550 farmer	600 farmers	700 farmers	800 farmers	10
		10	Kilos of honey produced	10000	10000	10000	10000	10000	10

Support Youth in agribusiness	Enhanced youths in gainful employment and income.	1	Number of feed centres run by youths		5	5	5	5	20
			Number of value addition ventures in various livestock value chains	10	10	10	10	10	10
			Construct and equip poultry units		1	1			10
Office coordination and Support	Improvement of work environment and service delivery.	Livestock offices	Well-coordinated and functional offices	Livestock offices	Livestock offices	Livestock offices	Livestock offices	Livestock offices	70

Programme 3: Veterinary services									
Objective: To prevent and control animal diseases and pests									
Outcome: Safe and high-quality animals and animal products									
Animal disease control	Reduced disease outbreaks	50,000 cattle.	No. of animals vaccinated	100,000 cattle	120,000 cattle	70,000 cattle	75,000 cattle	80,000 cattle	100
		1500 dogs		2,000 dogs	2,300 dogs	2,500 dogs	2,700 dogs	3,000 dogs	
		35,000 Livestock Routes	No of Livestock routes inspected	7,000	7,000	7,000	7,000	7,000	10
		5,000 dogs.	No. of dogs baited.	1,000	1,000	1,000	1,000	1,000	5
		1500	No. of movement permits issued	2,000	2,000	2,000	2,000	2,000	2
		8	No. of consignments of materials for production purchased	8	8	8	8	8	20
		0	No. of Vet clinics and labs rehabilitated	1	1	1	0	0	90
		1500	No. of agro-vets and service providers visited	2000	2000	2000	2000	2000	3
		3	Number of vehicles & motorbike Purchased	2 vehicles and 1 motor bike	1 motor bike	2 motor bike	2 motor bike	2 motor bike	15
		0	No of offices constructed, renovated and refurbished	9	0	9	0	0	70
		0	Number of protective gear and uniforms purchased.	500	500	500	500	500	10

Ticks and pest control	Reduced number of vector borne diseases	60	No. of dips rehabilitated	14	14	14	14	14	30
		10,000lts	Litres of acaricide purchased	6,500	6,500	6,500	6,500 l	6,500	30
Animal breeding/A.I	Enhance high yielding livestock	20,000 semen doses	No. of bull semen doses used	50,000	55,000	60,000	70,000	80,000	50
		1	No. of consignments purchased	1	1	1	1	1	100
Veterinary public health	Improve the hygiene conditions of wholesome meat	Bovine – 11,000	No. of carcasses inspected	Bovine 11,000	Bovine 12000 Ovine 39000	Bovine 12000	Bovine 13000	Bovine 13000	5
		Ovine – 36,000		Ovine 36000	Cap	Ovine 37000	Ovine 38000	Ovine 38000	
		Caprine -4,000		4000	5000	6000	7000	8000	
		2	No. of rehabilitated slaughter houses	2	2	2	2	2	5
		1	No. of modern abattoirs constructed		1				100
Veterinary extension	Informed livestock farmers	5,000	No. of farmers reached	7,000	7,500	8,000	8,500	9,000	80
Purchase of office computers and related accessories	To provide backup services and enhance reports writing	0	No. of computers and accessories purchased	8	8	8	8	8	10

Formulation of policies, regulatory framework and bills	Create an enabling environment conducive to fulfilling all that is contained in delivery of veterinary services	0	No. of policies, and bills formulated	2					5
Staff recruitment	Recruitment of staff to replace retired staff	7	Number of staff recruited	10	20	20	20	20	50
Programme 4: Fisheries Development									
Objective: To promote Aquaculture, Capture, Sports Fishing, Quality Control and Marketing of fish and fish products									
Outcome: Increased fish production, safe fish and fish products and betterment of livelihoods									
Aquaculture production	Fish production enhanced	65,781	Number of fingerlings procured and distributed	1,000,000	1,000,000	1,000,000	1,000,000	1,000,000	50
	Fishponds increased	1500	Number of Fishponds excavated and pond liners purchased	200	200	300	300	500	82
	Public Private Partnerships on fisheries created	0	Number of certified seed and feed producer	2	5	5	10	10	6.4
	Enhanced fish processing	1	Number of Cottage industries on fisheries formed	2	5	10	10	10	3.7

Quality control value addition and marketing	Enhance Safe and quality Fish, Seeds, Feeds and Fishery products	0	Number of units formed to do surveillance and monitoring.	1	5	10	15	25	10
	Post-harvest losses reduced	5	Number of deep freezers purchased	5	20	20	20	20	4.25
		0	Number of cooler boxes purchased	20	50	50	50	50	4.4
Lake and Dam Fisheries	BMUs and DMUs developed	6	Number of BMUs and DMUs	20	100	200	300	400	15.3
	Cage culture developed	0	Number of cages constructed	6	50	100	300	500	47.8
	Enhance fishing activities	0	Number of landing site constructed	0	1	0	0	0	10
Input access and utilization	Quality seeds, Fish, Fishing gears and feeds availed	0	Number of establishments created	2	10	15	20	50	48.5
Fisheries extension	Fish actors acquire up to date knowledge and skills	370 fish actors	Number of fish actors trained	500	750	1000	2000	3000	160.45
Fisheries policies and legislation	Institutional frameworks Created	1 Draft of Nyandarua Fisheries policy	Number of formal initiatives, collaborators, Fisheries plans, and number of frameworks created	1	1	1	1	1	1

Farmers havesting potatoes in Ol Kalau.

Cabbage plantation in Kinangop.

Fish farming in Geta ward.

Livestock farming in Nyandarua.

4.4.3.3 Education Culture and Social Services

Department composition

Directorates in this department include; Early Childhood Development Education (ECDE) and Childcare facilities; Youth polytechnics and home craft centres; Gender Affairs; Culture and Social Services.

Vision: Sustained quality education, social-cultural and economic empowerment of the community within Nyandarua County.

Mission: to formulate, mainstream and implement responsive policies through coordinated strategies for sustained equitable education, balanced socio-cultural and economic empowerment of communities within Nyandarua County.

Goal

To empower future generation through provision of psychosocial, quality, relevant education and training as well as empower the community in cultural and socio-economic spheres of life in the county.

Sector/subsector Development needs, Priorities and Strategies

Education sub-sector: the institutions need more qualified teachers, suitable classrooms, sanitation facilities, play equipment, teaching/ learning materials, feeding programme. The subsector also requires a robust curriculum supervision and co-curricular activities programme. The youth polytechnics needs include; engagement of qualified instructors.

Gender, culture and social development: existing cultural assets will be harnessed; libraries established; issues affecting special interest groups in the county such as PWDs, PLWAs, widows/ widowers, and drug abusers will be addressed to empower everyone to participate in social economic development. For instance, the county will create job opportunities, and provide special consideration for business licensing and access to credit to PWDs. Alcohol licensing; regulating, controlling and rehabilitating of the addicts will be enhanced. The religious community will be involved in running the county affairs.

Sector Programmes

Programme Name 1 : Education Development									
Objective: To improve the quality of education and training in the county									
Outcome: improved livelihood and participation in social-economic development in the county									
Sub Programme	Key Outcome	Baseline	Key performance Indicators	Planned Targets					Total Budget Kshs million
				YEAR 1	YEAR 2	YEAR 3	YEAR 4	YEAR 5	
ECDE development	improved motivation of teaching staff	400 ECDE Teachers engaged on contract	Number of ECDE teachers engaged on P&P terms			400	-	-	405
	Enhanced curriculum implementation	400 engaged on contract	Number of additional qualified ECDE teachers recruited	96	50	50	50	50	405
	Increased enrolment rates in ECDEs	No capitation programme in place existing	No. of ECDE centres receiving capitation for free pre-primary education	235 ECDE centres	240 ECDE centres	240 ECDE centres	250 ECDE centres	250 ECDE centres	40
	Increased compliance to registration rules for ECDEs	low compliance	No. of unregistered operating ECD centres registered	All	All	All	All	All	2
	Improved health and nutrition support in ECDE centers	No feeding programmes in ECDEs centres	-Number of feeding and public health intervention programmes in ECDEs. -90% of the times scheduled.	470 ECDE centres	480 ECDE centres	485 ECDE centres	500 ECDE centres	510 ECDE centres	250
	Improved learning environment	181 classes constructed using A.B.T	Number of additional ECDE classrooms constructed	25	65	65	45	10	355

	Improved personal and environmental hygiene.	Sanitation facilities underdeveloped	Number of sanitation facilities constructed in the ECDE centres	50	70	70	50	15	75M
		No ECDE Centre equipped with play equipment	Number of ECDEs equipped with 75% of prescribed Playing equipment.	100	100	100	100	110	50
		No ECDE provided with children resting materials	Number of ECDEs provided with 75% of resting materials.	4000	4000				10
		No. Co-curricular activities in ECDEs	Number of ECDEs participating in the minimum prescribed co-curricular activities.	2	2	2	2	2	10
		Quality of curriculum in ECDEs underdeveloped	Number of ECDEs supported on quality curriculum implementation(Modified curriculum from best practices)	All	All	All	All	All	5
	Improved career progression for ECD teachers	No scheme of service for ECDE teachers	A Scheme of service for all ECDE staff introduced	1					2
	Improved performance and reading culture	Inadequate training and learning materials	No. of ECDEs provided with relevant Teaching and learning materials.	200	200	200	100	100	15
	Enhanced quality of ECDE education	None	Number of ECDE centres of excellence established at sub counties	1	1	1	1	1	10

Promotion of Education standards	Increased transition rates at all education level	78% transition rate	Rate of Transition from pre-primary to secondary level	80%	90%	95%	98%	99%	25
	Improved quality, standards and performance in all basic education institutions	Low education standards	A taskforce established and operationalized on education standards	1	1	1	1	1	50
	Improved education standards for boys in primary **and secondary** schools	None in the County	No. of boys boarding primary schools established for the boy child	1	1	1	1	1	50
Mentorship programme	Promoted holistic development of learners	No mentorship programmes existing	No. of beneficiary schools under the mentorship programme (primary/ secondary)	All	All	All	All	All	3
	Promoted philanthropic programme in education	None existing	No. of children/schools adopted by professionals	10	20	50	70	100	3
Youth training	Increased motivation of teaching staff	No instructor under P&P terms	No. of Youth polytechnics(YPs) instructors engaged on P &P terms	49	-	-	-	-	50
	Enhanced curriculum implementation	49 engaged currently	No. of qualified technical instructors recruited	-	10	10	10	10	81
	Improved competitiveness of trainees on technical skills	No YP currently being assessed and supported on modern relevant courses	No. of Youth polytechnics assessed and supported to offer modern and relevant courses	15	15	18	20	25	3
	Quality assurance and standards of training	Inadequate of teaching, training, tools and equipment	The percentage of vocational training institutions meeting quality criteria.	15	18	20	25	-	100

	Improved learning and enhanced reading habits	Inadequate supplies	No. of institutions supplied with suitable textbooks for technical courses	15	18	20	25	-	12
Infrastructure development	Enhanced enrollment and learning	1 hostel Kangui Yp	Number of hostels constructed in youth polytechnics The ratio of hostels against the trainees according to the set standards	5	5			-	75
	Enhanced quality education and training	10 workshops	Number of twin workshops constructed in youth polytechnics The ratio of workshops against the trainees according to the set standards	3	2	2	2	-	60
	Enhanced administration and management of the institution	5 administration blocks	Number of administration blocks constructed	2	10	5	3	-	40
	Improved personal and environmental hygiene	5	Number of sanitation facilities constructed	-	10	5	3	-	5
Governance and support	Retention of qualified teaching staff Financing of YP education Compliance with set standards	Draft scheme presented to the cabinet	The percentage of qualified instructors retained Financing of the program Level compliance in percentage	1					1

	Improved Quality in training of motor vehicle courses (Repair and maintenance of county vehicles A source of income for the institutions)	None	A Model MVM Garage Established at Ol 'Kalou YP	1	-	-	-	-	50
	Reduced dropout rate	Programme underfunded	Number of YPs funded with Subsidized Youth Polytechnic Tuition Fund(SYPT)	15	18	20	25	25	150
	Enhanced operational efficiency of polytechnics by offering distinct(specialized) courses	All polytechnics offering same courses	Number of polytechnics offering distinct courses	12	10	10	10	7	100
	Improved upward progression in technical education	Old national industrial and training authority (NITA) in use	Number of YPs Implementing new curriculum (NVCET). The number of VTC implementing new curriculum	1	5	10	15	15	2
	Enhanced talent development	2 Co- curricular activities in place	Number of co-curriculum activities implemented The number of trainees participated	4	4	4	4	4	5
	Increased skilled labour force and certification	500 trainees undertaking NITA	Number of trainees taking NITA and KNEC examination The number of trainees certified by National examination bodies	800	950	1100	1300	1500	50

Strengthened vocational training Centre for employment.	Improve self-reliance	The proportion of eligible youth aged between 14-35 trained in vocational skills The percentage of vocational students certified	Improved skilled labour force Number of trainees completing and certified No. of trainees provided with advanced vocational training.	20 ECD toilets and classes constructed with ABT 20 ECD benefit with playing equipment	30 ECD toilets and classes constructed with ABT, 30 ECD benefit with playing equipment	35 ECD toilets and classes constructed with ABT 35 ECD benefit with playing equipment	40 ECD toilets and classes constructed with ABT, 40 ECD benefit with playing equipment	45 ECD constructed with ABT 45 ECD benefit with playing equipment	25
Promote access to education	Increased access to education	44,016 beneficiaries	Number of beneficiaries from the bursary fund.	16,000	18,000	20,000	22,000	23,000	1000
			Bursary Fund and	200	200	200	200	200	
	More learners will access university education, creation of employment, creation of market for the farm produce.	Not existing	Establishment of one university in Nyandarua The percentage of learners accessing university education	1	1	1	1	1	5
	Increased opportunities for higher learning & related social economic benefits	No university in the County	University of Nyandarua established with campuses at sub county level Number of learners admitted	1	1	1	1	1	5,000
Gender affairs, Culture & Social Services									
Programme 1 : Gender Affairs									
Objective: To promote gender equality/equity perspective across all areas									
Outcome: Gender equality/equity									
Men and Women empowerment	Increased women's income levels	1500 men and women trained on entrepreneurship	Number of sustainable Income generating projects for men and women	150 Income generating projects	150 Income generating projects	150 Income generating projects	150 Income generating projects	150 Income generating projects	37.5

Girls empowerment	Enhanced hygiene and social interaction	500	Number of girls issued with sanitary towels	10,000	10,000	10,000	10,000	10,000	35
Programme 2: Culture									
Objective: To promote, develop, safeguard and preserve cultural heritage for posterity									
Outcome: Enhance creativity, cohesiveness and peaceful co-existence									
Cultural promotion	A society that embraces various cultures	One	i. No of cultural promotion activities/ events done ii. No. of identification activities of cultural resources, historical& cultural land marks.	26	28	31	33	35	20
Community multipurpose centers	The percentage Reduction of idleness and crime among youth aged 14 -35	None	No of community multipurpose conference centers (inclusive of youth friendly Centres) established	1 Centre	1 center	Centre	1 center	1 Centre	125
Modern cultural Centre	The number of cultural artifacts and historical manuals Preserved Conference hall, accommodation, ICT Centre	None	A cultural Centre with artifacts and historical manuals Preserved, conference hall, with accommodation , museum and ICT Centre	-----	------	1	---------	-------	75
Community library	improve knowledge & literacy levels among the communities	None	No. of Community libraries established	1	1	1	1	1	100

Programme3: Social Services									
Objective: To create more effective organizations, build value-based society, and promote equality and opportunity.									
Outcome: Improved wellbeing of individuals and Community									
Religious Community engagement framework	Incorporation of religious community views in county development plan, advancement of peace, promotion of religious education and moral values	4	No. of Chaplaincy established No. of invitation letters to religious groups to attend public participation forums and memoranda received No. of peace days	Chaplaincy established	All public participation forums	All public participation forums	All public participation forums	All public participation forums	5
NHIF scheme with a subsidy and care program for the aged and vulnerable groups (Elderly, Mau, widows, orphans, widowers)	Senior citizen and vulnerable groups registered with NHIF scheme	None	Policy on NHIF formulated, law enacted, No. of aged persons benefiting,	3000 aged persons	10000	150000	17000	18000	30 300
		None	Number of OVC, PLWDs in the cash transfer program	2000 persons	4,000 persons	6000 persons	8,000 persons	10000 persons	300
HIV/AIDS awareness program	Reduced prevalence rate of HIV/ AIDS and non-communicable illnesses	400	The number of persons who have benefited from HIV/AIDS and non-communicable illnesses sensitization programmes	50 Persons	50 Persons	50 Persons	50 Persons	50 Persons	30

Social-economic program for People living with disability	Increase participation of PLWDS in county's socio-economic development	10% per year	% of tender opportunities for PLWDs No. of income generating activities to aid in transition from school life to adult life e.g. poultry, rabbit rearing, agribusiness, beading	10%	10%	10%	10%	10%	10
	Mainstreaming PLWDs in socio-economic development	1,030 50	No of PLWDs supplied with assistive devices	150	150	150	150	150	50
			No. of groups with PLWDs representation	10	10	10	10	10	
Alcohol and drug abuse	Sober, healthy and productive society	County alcoholic drinks control Act 2014	percentage reduction of alcohol and drug abuse cases	Reduction by 10%	Reduction by 15%	Reduction by 20%	Reduction by 30%	Reduction by 40%	20

Cross-sectorial impacts

Programme Name	Sector	Cross-sector Impact		Measures to Harness or Mitigate the Impact
		Synergies	Adverse impact	
ECDE & youth polytechnics	Infrastructure	Preparation of BQs Project supervision Issuance of completion certificates Payment	Delayed preparation of BQs and related activities	Early submission of the proposed projects Early approval of the budget and close monitoring of projects implementation
Tertiary institutions	Ministry of Education, Science and Technology	Promotion of higher education in the county Cheaper access to higher education	Delayed funding for infrastructural development	Fast-tracking establishment of university education in the county

Programme Name	Sector	Cross-sector Impact		Measures to Harness or Mitigate the Impact
		Synergies	Adverse impact	
Youth polytechnics	TVETA	Registration of Youth polytechnics for KNEC examination	Delayed accreditation	Partnerships to ensure youth polytechnics meet the requirements and TVETA registers the youth polytechnics
Culture and talent development	Productive	Identification and development of talents during cultural events	Lack of policy and poor coordination	Develop policies and well-coordinated schedules

HE the Governor launching ECDE feeding programme.

ECDE pupils taking milk after the lauch of the ECDE feeding progamme.

HE The Governor issuing wheelchairs to PWDs at the County headquarters.

4.4.3.10 Finance and Economic Development

Departmental composition

This department comprises of the Economic Development, Local Revenue and Business Development, Supply Chain Management, Internal Audit and Public Finance Management Directorates.

Vision and mission

Vision

A Centre of excellence that delivers efficiency in use of resources, world class financial and economic development services and giving dignity to *"Wanjiku"*.

Mission

To provide effective, world class and transparent services in financial management, economic development, procurement and policy formulation for an enabling social economic environment while ensuring all the processes and procedures conform to the law.

Subsector Goal

The goal of the department is to monitor, evaluate and oversee the management of public finances and economic affairs of the County Government.

Entrench sustained efficiency and prudency in use of public resources.

Development needs priorities and strategies

The priority for the plan period will be strengthening all County institutions concerned with financial matters; enhancing resource mobilization both local and external; strengthening County economic development, budgeting, procurement, revenue collections, tracking of results and risk management through mapping risks and proactive mitigating strategies and regular audits of County systems.

These strategies will be implemented under the following programmes:

Sector programmes

Programme 1: Public Financial Management									
Objective: To ensure prudency in allocation and utilization of county public financial resources									
Outcome: improved efficiency and effectiveness in financial management									
Sub Programme	**Key Outcome**	**Baseline**	**Key Performance Indicator**	**Planned Targets**					**Projections Kshs. million**
				Year 1	**Year 2**	**Year 3**	**Year 4**	**Year 5**	
Treasury services(Payments and processing of requisitions)	Improved Efficiency and timeliness in financial service delivery	The unit does not have a service charter 30	Time taken to process payment to creditor (days)	28	2I	21	14	14	75
		10	Time taken to process internal requisition (days)	5	4	4	3	3	
		69%	Ratio of recurrent to total budget (%)	65	65	60	60	60	
		Requisitions done fortnightly (total 24 per year) 100% of targeted requisitions done	(%) of requisitions to funds the operation account within 2 days of scheduled time	24	24	24	24	24	10
Financial Reporting	Improved accountability and integrity in financial resources use	Currently: 12 monthly reports, 4 quarterly reports and 1 annual report are produced in a year 100% of reports prepared on time	(%) of financial reports prepared, submitted and approved according schedule	100	100	100	100	100	17

Formulation & Publication of Debt Management strategy and debt register	Improved debt management	Debt management strategy paper prepared annually	No of approved debt management strategy papers & Credible debt Register within the set deadline	1	1	1	1	1	12.5
		13%	% of pending bills compared to the previous year's budget	10%	9%	8%	7%	5%	
		100%	% of financial transaction on IFMIS	100	100	100	100	100	
Budget Formulation Coordination and Management	Improved effectiveness and efficiency in allocation of county resources	Current annual absorption is at 80%	% absorption of the County Budget	90%	90%	90%	90%	90%	80 -
		Great disparity in ward economic levels	Reduced Levels of inequalities in resource allocation among wards	50%	40%	30%	20%	10%	-
Programme 2: Economic Modelling and Research									
Objective: To improve decision making in County Economic Development									
Outcome: enhanced decision making in economic development affairs									
County Statistics	Improved and updated County databank	none	No of County statistical publications disseminated	1	1	1	1	1	100
			% of statistical parameter updated to the current year	70%	75%	80%	85%	90%	
Economic modelling and Research	Improved planning models developed and adopted	none	No. of economic models and innovations developed & adopted	2 Models produced and adopted	1 Model produced and adopted	1 Model produced and adopted	1 Model produced and adopted	1 Model produced and adopted	50

Programme 3: Economic Development planning									
Objective : To improve the management of County Social-economic Transformative Development Agenda									
Outcome: equitable, efficiency and effectiveness in identification and placement of programmes and projects									
Socio-economic planning for the county	Informed identification and distribution of projects and programmes for implementation by the County	2013-17 CIDP in the last year of implementation and under review	% of CIDP implemented	10	30	30	20	10	80
		ADPs prepared annually	% ADP Implemented	90	95	95	95	95	20
		Departments' Strategic plan for 2013-17 in place and under Review	No. of strategic plans Approved and reviewed	10	-	10	-	10	10
		Sector plans for 2013-2023 under implementation	No. of sector plans prepared and reviewed	10	-	-	-	10	10
Programme 4: Monitoring and Evaluation									
Objective: to track progress in the implementation of County Plans									
Outcome: efficient and effective utilization of scarce County Resources									
Development of M&E framework	Improved implementation and completion of projects and programmes	A draft national M&E policy exists	An M&E Policy developed and approved	1					50
			% of county projects completed within time	100	100	100	100	100	
			% of county projects completed within budget	80%	85%	90%	90%	95%	
			% of county projects undergoing monitored	50%	50%	50%	50%	50%	

		County and sub county M&E committee formed but not operational	No of M&E Committee formed and operational	6	6	6	6	6	50
	M&E database	None	% of projects data updated within 1-month	70%	75%	80%	90%	95%	7.5
Monitoring and evaluation of County projects	efficient and effective utilization of scarce county resources	No. of Projects progress reports produced	No. of Departmental End- of-year M&E reports submitted	25 M&E reports	25 M&E reports	25 M&E reports	25 M&E reports	25 M&E reports	30
Programme 5 :Revenue and Business Development									
Objective: To increase Revenue Mobilization at reasonable costs									
Outcome: improved efficiency and effectiveness in mobilization of own source revenue									
Own Source Revenue mobilization	Improved ability to meet fiscal and Financial objectives	Finance Acts in place annually	Approved Revenue related laws	1	1	1	1	1	30
			Amount generated from own source revenue	390M	409M	429M	451M	474M	200
Revenue Automation	Improved management and administration of Own Source revenue collection	Updated and automated Revenue System	% of revenue streams automated	75%	85%	100%	-	-	85
Levies base Establishment and management	Improved Service Delivery and levies Effort	Tax Payers Register in place but not up to date	No. of additional tax payers captured in the Register	20	20	20	20	20	10
County Rating and Valuation Roll	Improved management and administration of Own Source revenue collection	Old ratings and valuation roll	No of new rating and valuation roll	1					15

Programme 6 : Supply Chain Management									
Objective: to enhance value for money									
Outcome: enhanced value for money in utilization of public funds									
procurement of supplies, works and services	Enhanced Value for money	Prequalification list of suppliers in place	% Compliance levels with procurement laws and regulations	100	100	100	100	100	15
		None is in place	Supplies branch established	1					50
		Underdeveloped inventory register	Updated Stock/inventory register	10	10	10	10	10	10
		None	% Compliance to service charter for timeliness of tender review and award	100	100	100	100	100	
	E-Procurement	No data	Proportion of good and services procured on e-procurement	75	80	85	90	100	
Asset management	Improved management and administration of Resources	Incomplete Assets register	% Proportion of county departments and institutions submitting an updated comprehensive Asset register	100	100	100	100	100	30
		Incidences of loss of county assets reported	% loss in county assets	0	0	0	0	0	
Suppliers management	Improved Efficiency and Relations with suppliers	Sensitization time table/ framework	% reduction in complaints from suppliers	10	10	5	5	5	10

Programme 7: Internal Audit and Risk Management									
Objective: to reduce financial risks									
Outcome: reduced audit queries									
Automation of audit functions	Ensuring efficiency in Public audit	manual audit currently being used	% of audit staff component and using Audit software end users	100	100	100	100	100	10
			% level of automated audit services	70	80	80	80	90	
Risk analysis and Mitigation systems	Improved internal control systems	No. of risk of risks profiles/ Register for the department prepared and owed	No of annually developed risks register	1	1	1	1	1	20
		External audit reports developed annually	Value (Amount) of involved in audit queries compared to total budget	10%	10%	10%	10%	10%	-
sensitization on emerging issues relating to Public sector compliance and Management	Sensitized Stakeholders on emergent issues in public sector practice	Sensitizations held annually	% compliance on emergent issues in public sector practice	100	100	100	100	100	15
Revenue Collections monitoring and evaluation	Improved efficiency in revenue collection	Revenue streams audited and reported annually	% Reduction in pilferage of local revenue collected	10	10	10	10	10	25
		Corrective checkups audit	No of advisories on revenue loss seals	1	3	3	2	2	10
Internal control systems review and verification	Efficient and prudent internal control and risk management of public finances	No. of audit reports and advisories produced by the unit	No of audit report developed and acted upon	10	14	16	18	18	75

Special assignment – Donor funded programmes/ Special programmes	Improved Compliance to the donor funded programmes	Several programmes funded by donors	% Compliance levels in conditions for donor fund	100	100	100	100	100	20
State of Projects/ Programmes audit and Monitoring	Validated Projects and Updated assets in the County	Updated true value of asset status in the County	No of -projects and -assets register developed	1 1	1 1	1 1	1 1	1 1	15
Programme 8: County funds									
Objective: to improve the wellbeing of various sectors in the County									
Outcome: improved support to entrepreneurs and risk management									
Promote trade and enterprise	Setting a financing mechanism to SMEs	none	No of beneficiaries and amount of credit disbursed to SMEs	500 100	500 200	600 300	600 300	700 100	1000
			Amount of credit repaid	80	160	250	270	240	
Support to Agriculture sector	Increased access to credit through Agriculture revolving fund	None	No of beneficiaries and amount of credit disbursed	10	10	10	10	10	50
		None	Amount of credit repaid	9	10	10	10	11	
Disaster and risk mitigation	Improved response to Emergencies	Kshs. 225M allocated in the past five years	% of emergencies financed within allocated budget	90%	90%	90%	90%	90%	250

Cross-Sectoral Implementation Considerations

Programme Name	Sector	Cross-sector Impact		Measures to Harness or Mitigate the Impact
		Synergies	Adverse impact	
Economic planning and development	All sectors	The Economic planning department coordinates and provides leadership in the preparation of county plans and economic policies	Some departments deviate from what has been planned Poor costing of projects by the departments distorts the plans	Fully entrenching participatory planning
Monitoring and evaluation	All sectors	The M&E unit develops the County M&E framework and system which is used by all departments to track the implementation of their projects	Disjointed reporting where financial and non-financial information is reported to different institutions Lack of proper projects records interferes with M&E and reporting on progress	Continuous training of staff and other actors on M&E Automate M&E system to generate real time progress information
Public finance management	All sectors	The County Treasury handles all payments and administers the IFMIS system in the county	Delay in the requisition of funds impact on the implementation of projects by the departments Lack of proper cash flow projections by the departments interferes with the treasury's work plans and flow of operations	Improve staff skills and enforce compliance
Revenue collection	All sectors	The revenue department mobilizes local revenue on behalf of the County Government	Lack of cooperation in revenue collection among the departments leads to shortfall in local revenue targets thereby impacting negatively on the implementation of planned projects.	Improve coordination

CEC Finance and Economic development Hon. Mary Mugwanja flagging off CIDP validation team.

4.4.3.6 Health Services

Vision and Mission

Vision: To be a county free of preventable diseases and manageable ill-health.

Mission: To offer affordable, accessible, quality, sustainable health care services and clean environment to all clients in the County.

Sector/ subsector Goal

The department strives to provide quality preventive, promotive and curative health care Services in the County.

Sector/subsector Development needs, Priorities and Strategies

This department has its mandate derived from the fourth schedule of the Constitution of Kenya which includes overseeing the following:

(a)Health County health facilities and pharmacies;

(b) Ambulance services;

(c) Promotion of primary health care;

(d) Licensing and control of undertakings that sell food to the public;

(f) Cemeteries, funeral parlours and crematoria; and

(g) Refuse removal, refuse dumps and solid waste disposal.

Sector Programmes

Programme 1: Health Infrastructure											
Objective: To improve health care quality and accessibility											
Outcome: Improved accessibility of quality health services											
Sub Programme	**Key Outcome**	**Baseline**	**Key performance Indicators**	**Planned Targets**						**Total Budget Kshs. Millions**	
			Year 1		**Year 2**	**Year 3**	**Year 4**		**Year 5**		
Upgrade of Existing heath facilities	Improved accessibility of basic and specialized services	No level 5 hospital in the county	Upgrade of JM Kariuki Memorial Hospital to level five as per the health established norms and standards	20%	40%		60%	80%		100%	1,233
		Engineer hospital under upgrading process to level 4	Upgrade of Engineer Hospital level four(high density) as per the norms and standards	20%	40%		60%	80%		100%	349
		JM Kariuki and Engineer Hospitals are the only level 4 facilities in the county	Number of Health centers upgraded to Sub-County Hospitals (Level 4) as per the established norms and standards	1	1		1	1		1	1136
		27 Dispensaries not fully operationalized	Number of fully functional dispensaries as per the norms and standards	5	5		7	5		5	70
		2 facilities currently equipped with MES lease programme	Amount repaid per annum for the MES lease programme	95	95		95	95		95	475

	Increased admissions of youths to KMTC	1 operational KMTC	Number of youth admissions to KMTC	60	100	120	150	180	120
Construction of new facilities	Improved Accessibility of basic health services	45 dispensaries	Number of new operational dispensaries and services on offer as per the established norms and standards		2	2	2	2	90
		-	Number of completed and occupied staff houses		5	5	10	10	90
Completion of ADB, ESP & other stalled projects	Improved accessibility of basic and specialized services	29 ADB, 4 ESP projects stalled and others	No of completed projects	8	8	8	8	8	100

Programme 2: Curative services									
Objective: To provide quality services in all health facilities									
Outcome: Improved provision of health services in all facilities									
Health Services Promotion	Increased access to drugs and treatment	All facilities receiving health commodities	No of facilities receiving health commodities quarterly	All	All	All	All	All	900
		Basic and specialized services offered in all facilities e.g. HIV/AIDs, TB, Immunization, maternity, Malaria etc.	No of facilities offering health care services and treatment around the year	All	All	All	All	All	1650
		6 ambulances across the county	No of ambulances (19) & 5 utility vehicles acquired	5	5	5	5	4	96
		Subsidized basic services in level 2 &3 being offered	No. of basic services offered in level 2 &3 facilities	All services	All services	All services	All services	All services	450

Programme 3: Solid Waste management & Cemetery									
Objective : To ensure safe and controlled disposal of solid waste and human remains									
Outcome: Improved environmental health across the county									
Improvement of sanitation standards	Reduced communicable diseases	3 garbage trucks	Number of garbage trucks purchased	1	1	1	-	-	30
		No backhoe in the County	Number of backhoes acquired	-	1	-	-	-	10
		3 disposal sites operational	Number of operational disposal sites	1	2	3	4	5	24
		46 loaders/cleaners currently in place	Number of new loaders/cleaners engaged per year	12	13	13	13	13	10
		2 sanitary facilities in two cemeteries	Number of sanitary facilities in cemeteries and disposal sites constructed per year	5	5	5	5	5	60.5
	Improved disposal of human bodies	26 cemeteries in the county	Number of cemeteries fenced per year	0	2	2	2	2	

Programme 4: Preventive and Promotive services																	
Objective: To promote healthy practices at house hold level and the general community																	
Outcome: Improved health practices at the household and community level																	
Community health units	Reduction of the prevalence of diseases and promotion healthy practices	69 operational community health units	Number of newly established and operationalized community health units	3	3		3		3		3		3		3		15
		Number of Community health units trained on new modules	14	14		14		14		14		13		21			
		Number of CHVs provided with monthly stipends	1380	1380		1380		1380		1380		1380		166			
Water and food quality control	To promote water hygiene at the community level	983 villages – targeted 300 villages	Number of villages declared open defecation free	60	60		60		60		60		60		60		15
	Enhanced quality control of water and food	Tests for analysis sent to Nairobi	Functional laboratory equipped with assorted equipment for analysis of food and water samples	1			1										20

Programme 5: Health administrative and support services									
Objective : To enhance seamless service delivery and staff management									
Outcome: Improved health care service delivery									
Administration and management support services	Enhanced service delivery	2 hospitals, 27 HCs and 45 dispensaries in the County	Number of health facilities operating Seamlessly per year	74	78	82	84	86	900
		1 county and 5 sub-county administrative units	Number of health offices operating Seamlessly	6	6	6	6	6	275
		MoH and WHO guidelines on standards and procedures in place	% level of adherence to treatment protocols and standard operating procedures	100	100	100	100	100	15
Human resource	Enhanced service delivery	784 workers in all cadres currently in place	Number of specialists and other staff employed	As per staff establishment/ recruitment plan	As per staff establishment/ recruitment plan	As per staff establishment/ recruitment plan	As per staff establishment/ recruitment plan	As per staff establishment/ recruitment plan	1100

Cross-Sectoral Implementation Considerations

Programme Name	Sector	Cross-sector Impact		Measures to Harness or Mitigate the Impact
		Synergies	**Adverse impact**	
Solid Waste management	Infrastructure	There is an elaborate mechanism for preventive and promotive health for water disposal	Liquid waste disposal, solid waste disposal and drainage systems do not meet the demand of the growing population	Proper physical planning and improvement of infrastructure would assist in waste disposal.
Preventive and promotive Services	Agriculture	Agriculture provides food for nutrition purposes	Food insecurity due to low production and poor agricultural practices results to nutrition deficiencies.	Sensitization to enhance agricultural practices that promote proper nutrition.
Curative services	Human resource - Education	Literacy levels correlates to the health seeking behavior	High illiteracy levels will affect the health seeking behavior and economic ability with other negative externalities	Education advocacy and intensified school health programs will promote health seeking behavior.
Health infrastructure	Infrastructure	Continuous infrastructure improvement has improved accessibility to health care services	Poor road networks hinder accessibility to health care services	Enhance continuous road improvement to increase health service accessibility.

Patients being attended to at JM memorial hospital.

4.4.3.2 Industrialization, Cooperatives and Trade

Department composition

This department comprises of the Industrialization, Trade, Cooperatives, and Weight and Measures directorates.

Vision

The leading department in transforming the livelihoods of the community.

Mission

To promote and provide an enabling environment for the growth and sustainability of trade, co-operatives, industries and enterprise development.

Sector programs

Programme 1 : Financial and Trade Services									
Objective : To promote private sector development through enterprise and entrepreneurship development									
Outcome: Stable personal and county incomes									
Sub Programme	**Key Outcome**	**Baseline**	**Key performance Indicators**	**Planned Targets**					**Total Budget Kshs millions**
				Year 1	**Year 2**	**Year 3**	**Year 4**	**Year 5**	
Markets Upgrade and Improvement	**Modern wholesale Agricultural Market at Magumu (County land at Matches)**	None	% increase in prices of farm produce Quantity of farm produce traded in the market % increase in revenue collected		1				**143**
	Development of Modern markets	19 markets		3	3	3	2	1	118
	Development of modern trading stalls	None		1	1	250	250	250	44
MAINTAIN AND OPERATIONALIZE SHOMAP AND OTHER MARKETS	Increased marketing of produce	4 SHoMAP projects	No of SHoMAP markets transferred and operationalized	1	1	1	1	1	8
COUNTY EXHIBITION ,INVESTMENT & TRADE PROMOTION	**County trade fair and exhibition**	None	No. of County Trade Fair and exhibitions held annually No of exhibitors showcasing their products	1	1	1	1	1	10

	Investors' Conference	None	No of County Conference held No of new businesses established in the county No. of new jobs created in the county % increase in revenue collected from businesses % Increase in private sector investments	1		1			20
	Nyandarua County investment Promotion corporation	None		1					100
	Buy Nyandarua Build Nyandarua	None	No. of traders empowered to conduct business with the county government. No of industries set up in the county	10 traders/ cooperatives	10 traders/ cooperatives	10 traders/ cooperatives	10 traders/ cooperatives	10 traders/ cooperatives	10
	Investment Opportunity Profiling and Mapping	None	No. of industries and trades set-up within the county No of investment opportunities identified and exploited						30

	Regional Economic Block	None	Increased level of trading among partners in the economic block. Enhanced levels of competitive advantage	Signing of regional economic block commitment agreement	Implementation of the agreements				400
BIASHARA FUND	**Nyandarua County Micro-Finance Fund**	Operational Joint Loans Board administered by the National government	No of beneficiaries No of loans disbursed and repaid	600 Traders	750 Traders	805 Traders	960 Traders	960 Traders	1000
TRADE REGULATION	**Trade regulation**	County Trade Fund Act enacted awaiting operationalization	No of trade laws/ policies enacted and operationalised	2	2	2	2	2	5
	Office Support and Coordination		Duration of time spent on delivery of quality services	2	2	2	2	2	169
Programme 2: Industrial and enterprise development									
Objective : to improve cottage industries by value addition to local raw materials and increased quality & productivity									
Outcome: Quality and productivity of cottage industries									
Development of Cottage Industries	**Development of jua kali centres**	6 jua kali centres	Quantity of products produced/processed	3	3	3	3	3	105
	Promotion of cottage industries	200 micro and small cottage industries	Quality of products produced	100	100	100	100	100	100

	Milk processing plant	4 privately owned	Volume of milk in litres processed. Range of milk products produced.	1					2,000
	Industrial parks and special economic zones	None	No of industries set up in the county No. employment opportunities created Scale of infrastructural development	Zoning and mapping	Infrastructural development			Occupation and Operationali-zation	1,000
	Agro processing plants	None	% Increase in value addition on agro products. No. of employment opportunities created. % increase in income generated		Giant Bamboo	Sugar Beet plant	Tannery, Maize and Animal feed milling plant		2500
	Potatoes, fruits and vegetables processing and canning plant	1 Privately owned	Quantity/Quality of potatoes/Fruits produced and processed	1					1,000
Industrialization	**Nyandarua's Dry Port at Naivasha SGR main terminal (National government funded)**	None	No of industries set up in the county	1					1,000

Programme 3 : Cooperative development									
Objective : To Enable members access services of co-operatives									
Outcome: Enhancing economies of scale									
Promotion of Cooperatives	**Operationalization of Nyandarua Cooperative Union**	1	Quality of service offered to Cooperatives	1					5
	promotion of cooperative movement		No of active Cooperatives and SACCO						87
	Cooperatives international day/ Exhibition	5	No of international Cooperative day/ exhibition held annually	1	1	1	1	1	10
Agri Support	**Operationalization and installation of Vegetable cold rooms**	None	No of operational cold rooms constructed	1	1	1	1	1	200
Service Delivery	**Office support and coordination's**		Duration of time spent on delivery of quality services						119
Programme4 : Weights and Measures									
Objective: To Ensure fairness in all trade transactions involving quantities through regular checking of all weights & Measures, equipment.									
Outcome: Fair trade practices									
Quality Assurance and Compliance	**Weights & Measures services**	5,000 inspections have been done	No of verifications and inspections	1,100	1,200	1,300	1,400	1,500	30
Service Delivery	**Office support and coordination's-Motor Vehicle**	0	Improved service delivery	1					6

Construction of Njabini market

Issuance of milk coolers to cooperatives

4.4.3.9Lands Housing and Physical Planning

Department Composition

The department comprises of the physical planning, survey and housing directorates

Vision & Mission Statement

Vision Statement

To become a nationally competitive department in sustainable management of land resource and built environments

Mission Statement

To improve responsive physical planning, survey services and affordable housing for the attainment of secure, safe and sustainable settlements.

Sector Programmes

Programme 1: Survey and mapping									
Objective: To implement approved plans and enhancement Development control and regulations									
Outcome: Surveyed public land, urban and trading centres									
Sub Programme	**Key Outcome**	**Baseline**	**Key Performance Indicator**	**Planned Targets**					**Projections Kshs million**
			Year 1	**Year 2**	**Year 3**	**Year 4**	**Year 5**		
Survey of squatter villages and public utilities	Land tenure security	10 squatter villages have been surveyed	No. of land parcels adjudicated and titled according to regulations	4	4	4	4		95
		One urban centre surveyed and established	No. of approved urban survey	3	6	6	6	4	50
Titling and marking of public land	public utility land protected	12 dams have been re-established	No. of public land titled and marked		60dams	60dams	60dams	40dams	70
Re-establishment of public roads boundaries		No data	Length in kilometers of access roads surveyed	Execution done on request					50
Resolving Ol'Kalou town multiple allocations	Land tenure security	No data	No. of disputes resolved	All blocks Ol'Kalou Township					350
Programme 2: Physical planning									
Objective: To update and enhance availability of geospatial data in a framework for coordinated development as well as enhancing decision making.									
Outcome: Planned urban and trading centres									
Planning and revision of plans for squatter villages	Rational planning	18 squatter villages have been planned	No of squatter villages planned	3		4			10

Preparation of county Spatial plan	Planning and use of county land for economic, social gains	none	No. of sub-county with Spatial plan finalized						110
Preparation of Ol'Kalou, Engineer, Mairo-Inya, OlJoroOrok, Miharati and Njabini zoning plan	Policy framework to guide development and ensure compliance with development control measures for economic and social gains	Ol'Kalou zoning plan and municipal charter	No of zoning plans prepared	Completion of the zoning plan and issuance of Charter		2	2	1	200
Physical development plans and control	Control urban development	4 plans in place	No of local physical plans prepared	6		6	4	3	25
	Orderly development and enhanced revenue generation	No data	No of development complying (%)	Continuous		Continuous	Continuous	Continuous	20
Public information and awareness	Available and accessible and disseminated land, housing and physical planning information and data None		Digital land registry						
		No. of channels for public communication	5		5	5	5	10	
Cost- recovery	Enhanced revenue generation								
Address system	Street and building identification system in place	None	No. of streets and building with street address	1		2	2	2	5

Programme 3: Land Administration and Management									
Objective To avail land for social amenities, investment and to enhance road connectivity									
Outcome: **Provision of land for public use**									
Acquisition of land for access roads	Enhanced connectivity	38 parcels of land have been acquired	No. of parcels of land acquired for access roads	Done on request					**150**
Purchase of land for social amenities	Improved social services provision	25 parcels of land have been acquired	No. of social l amenities land parcels acquired	Done on request					200
Development of County land bank	Increased capacity for investment	None	Land acquired, designated and titled for strategic investment (ha)	80	80	80	80	80	2,000
Purchase Land for County Headquarter expansion	Improved service delivery	40 to 60 Acres exist	No of office space created (square feet)	30Acres	30Acres	30Acres	30Acres		200
Develop a land policy in line with the constitution	County Land use management Act	None	land policy developed	Government Land policy					3
Preparation of County Urban Integrated Development strategy (CUIDS)	Reference for urban development	None	County Urban Integrated Development strategy (CUIDS)prepared	Final report					5
Programme 4: Housing Development and Urban Development									
Objective: To construct and complete Nyandarua County Land offices at Ol'Kalou.									
To bring services strategically closer to the people. Provide all land related services under one roof									
Outcome: Provision of better housing facilities									
Affordable housing Development	Improved low/ middle grade housing	30 low grade units	Increased home ownership	600					1,000

Appropriate building Technology (ABT) centre	Available technology and skills in ABT for affordable housing	No data	No. and type of skills trained	2	2	2	2	2	50
			No. of houses using appropriate technology in use						
County lighting	Enhanced security and extended business hours	No data	No. of towns with street lightning						100
		142 flood lights have been installed county wide	No. of floodlights installed/converted to solar lighting	2	20	20	20	20	100
Urban upgrading and construction of parking lots	Improvement of urban drainage and walkways, parking lots bring order and enhanced revenue collection	400Metres done at Ol'Kalou	Length of walkways and drainage channels constructed in major towns	1.6 KM	1.6 KM	1.6 KM	1.6 KM	1.6 KM	150
Construction of lands offices and furnishing	Centralized Services (One stop shop)	One office block	Office block constructed and furnished	Office completed and furnished					130
Ol'Kalou, Mairo Inya & Engineer Special Municipal Status	Improved service delivery	none	No of urban centres upgraded to Special Municipal status	Establishment and operationalization of Ol'Kalou, Mairo Inya & Engineer Municipality Boards					100

Cross-Sectoral implementation considerations

Land for social amenities/ Access road/Water	Social services/Governance/Roads/ Water	Department of lands will provide land to the departments	Lack of coordination between the implementing departments	Better interaction of departmental heads
Dis-jointed national /County government collaboration	County /National land offices (land registry, survey, NLC, NEMA)	The executive in county lands office to harness collaboration and coordination of services offered in the lands offices (national and county)	Delayed service delivery	Timely and effective service delivery

CEC Lands Hon. Lawrence Mukundi with officers from KNHC during site visit of proposed construction of modern houses at the County Government headquarters

4.4.3.5Transport, Public Works and Energy

Department composition

The Department of Roads, Public Works and Transport was created under the provisions of the Constitution of Kenya 2010 Cap. II (Part 3) Section 186(1) and the County Government Act No. 17 of 2012 (Part II) Section 76 to spearhead devolved infrastructural functions in the County.

This department comprises of the transport, public works and energy directorates.

Vision:

"To achieve and sustain excellence in the construction and maintenance of roads, building and other public works".

Mission:

"To facilitate provision of efficient, affordable and reliable infrastructure for sustainable socio-economic growth and development through modernization, rehabilitation and effective management of all infrastructure facilities".

Sector/subsector Development needs, Priorities and Strategies

The strategic objectives include the following: -

(i) To develop and manage an effective, efficient and secure road network.

(ii) To enhance an efficient and effective transport system for rapid and sustained development in the county.

(iii) To provide an efficient and effective fire emergency response system.

(iv) To develop and maintain Government/Public/Institutional buildings and

(v) To develop and maintain Public Civil Works.

(vi) To provide access to areas with difficult terrain.

Sector programmes

Programme 1: Roads and Transport Development									
Objective: to develop transport infrastructure to improve efficiency in connectivity and access									
Outcome: improved road infrastructure for socio-economic development for poverty reduction									
				Planned Targets					
Sub Programme	Key Outcome	Baseline	Key performance Indicators	Year 1	Year 2	Year 3	Year 4	Year 5	Total Budget (Kshs million)
Opening, Upgrading and maintenance of all-weather road network	increased gravel roads to enhance socio-economic activities	850Kms of grad	no. of kms of roads gravelled and drainage works	350kms of roads gravelled	550 kms of roads gravelled	550 kms of roads gravelled	350 kms of roads gravelled	350 kms of roads gravelled	5,780
	Maintained roads across the County	1710km of existing roads	no. of kms of road maintained at least once a year	850Kms	1300Kms	1625Kms	390Kms	390Kms	200
	Opening of new county roads and construction of bridges and culverts Nd	Nd	No. of kms of new roads opened and developed	0					400
	No of interconnecting bridges constructed Nd	1	1	1	1	1			
	length of culverts constructed (m)	500	500	500	500	500			
Upgrading of existing - roads network to bitumen standards	Improved accessibility	696 km	no. of kms of roads improved to bitumen standards	701	760	918	1076	1234	33,000
	Contribution to roads network connectivity in the Central Kenya trading block	0	No. of kms of roads interconnecting the trading block	0	10Km	40Km	70Km	100Km	5,000
	Upgrade of bus parks and Non Motorable transport	18 No.	No. of bus parks upgraded		5	5	5	5	100

	Construction of Boda boda sheds	25 no.	No .of boda boda sheds constructed	16	16	16	16	16	50
	Up-grade of road network in all Sub County Headquarters to bitumen standards	Nd	No. of kms of road network in sub county hqs upgraded to bitumen standards	5	5	3	0	0	1,000
Road information Management system	Developed and operational GIS road management system	None in place	No. of users per year	1	0	0	0	0	5
			Proportion of time updated within a month						
	An Operational Transport Master Plan for Efficient Transport sector	None in place	transport master plan procured			1			4
	Reclaimed and graded encroached road reserves	460 km	No Km Reclaimed	10	112.5	112.5	112.5	112.5	40
	Establishment of a Research and Development Unit (lab)	None	No. of tests and research processed	0	0	1	0	0	20
	Human Capital Development	15 no.	Percentage of skills gap	20	15	10	5	5	20
			Percentage of staff number deficit						
	Capacity building to local communities in provision of local labour and roads works material	None	Percentage of people trained	0% of target group	30% of target group	30% of target group	10% of target group	10% of target group	10
Airport/ Railway services	Access to international markets for goods and service and on use by both domestic and international tourists	None 0	Level and standard of the airport	20%	30%	30%	20%	0%	1,500
	Level and standard of the airport(Kinangop)		0	10%	40%	50%	1,000		

	access to international markets for goods and service and on use by both domestic and international tourists(railway)	60Km	No. of kms of railway line upgraded	0	20	30	21	0	500
County headquarter	Improved service delivery	1	No. of buildings constructed and completed	1					605
Programme 2: Public Works									
Objective to ensure safe and up to standard infrastructure									
Outcome: modern and sound infrastructure									
Project design, documentation and construction supervision for government buildings	Quality, modern and up-to-standard buildings		No. of public buildings in compliance						As per User Clients' respective budgets
			New and rehabilitated public buildings in m2						
Project design, documentation and construction supervision for the official housing for the County Leadership (Governor, Deputy Governor & Speaker)	Quality, modern and up-to-standard buildings	0	No. of houses constructed	0	3	0	0	0	300
Establishment of a specialized project design and implementation and monitoring unit	Software of quality and standard designs	0	No. of software s procured	0	1	0	0	0	50

Programme 3: Energy development									
Objective: To Increase electricity access and connectivity in line with the Country target									
Outcome: Reliable and affordable energy to spur Social economic development									
Installation of transformers and implementation of last mile connectivity and security flood lights	Increase on % of households connected to electricity to national standards by 2020	nd	No. of households connected to electricity	30	40	45	45	40	800
Renewable and Alternative source of energy	Installed renewable and alternative source of energy	None	Installed renewable energy in the county	0	5%	5%	10%	10%	200
Feasibility study done on wind and solar power potential	Potential to alternative source of energy	1	no. of studies done to determine wind and solar power potential		1				50
Programme 4: Emergency Response and Preparedness									
Objective to safeguard life and property									
Outcome: effectively mitigate disaster									
Fire emergency equipment and response to disaster management	improved service delivery	1 in place that is functional but not complete (inbuilt water tank missing)	No. of equipments procured	1	2	2	0	0	100
			No. of command centers constructed		1				
			No. of fire stations constructed		1				
		8 officers trained on fire fighting	No. of fire marshals trained	24	94	118	118	118	10

On going gravelling of roads across the county.

HE The Governor laying the foundation of the County Assembly administration block.

4.4.3.7Water, Environment, Tourism and Natural Resources

Departmental composition

The Sector comprises of: Water resource development; Environment management; and Tourism & Natural resources directorates

Vision and mission

Vision

To achieve Sustainable access to adequate domestic and irrigation water, natural resources and eco-tourism destinations with environmental Safeguards

Mission:

To promote access, conservation and management of water, environment, natural resources and eco-tourism destinations for sustainable county and national development

Goal

To access potable water, reliable sanitation, productive eco-tourism destinations and natural resources in a well conserved environment.

Sector/subsector Development needs, Priorities and Strategies

Water resources Development

To provide adequate and sustainable water supply for domestic, livestock and for industrial purposes by constructing water harvesting storage facilities, rehabilitation of existing water supply infrastructure and developing new water supply infrastructure to cover unserved areas. This will be achieved by mobilizing resources and sensitizing the beneficiaries to own, operate and maintain the water supply infrastructure.

Environment management

To promote integration of environmental requirements in policies, plan, programmes and projects in all sectors. The priority will be to advice on, and monitor implementation of environment impact assessments on new projects and audit on ongoing projects and engaging all stakeholder to manage and conserve the environment, this will be done through integrated service provision, capacity building for key stakeholders, operationalization of county environment committee and collaboration with lead agencies.

Tourism and Natural resources

Priority will be to map, develop, market and promote Nyandarua as a preferred tourist destination as well as to promote conservation, sustainable access and use of natural resources

Sector Programmes

Sub-Programme													
Key Outcome													
Baseline													
Objective: To provide adequate and sustainable water supply for domestic livestock and industrial purposes													
Outcome: Improved Accessibility to adequate water supply													
				Planned Targets								Total Budget (Kshs million)		Total Budget Kshs millions
Year 1 Year 2 Year 3 Year 4 Year 5				Nat. Govt/ PPP	County Govt									
Development of water supply	Increased access to potable water supply nd	600 water infrastructure projects developed (tanks, boreholes, pipelines and intakes)	i. % coverage of potable water supply	50% coverage of accessibility to safe water supply for domestic and livestock use.		60% coverage of accessibility to safe water supply for domestic and livestock use.		70% coverage of accessibility to safe water supply for domestic and livestock use.		80% coverage of accessibility to safe water supply for domestic and livestock use.	85% coverage of accessibility to safe water supply for domestic and livestock use.	300	750	1050
		ii. Per capita potable water supply (lpd)	30	33		36		40	45					

Rehabilitation and maintenance of water supply projects	Improved reliability	None	Average days of water supply in a month	15	18	22	23	25		100	100
	Reduced water losses	Nd	% of Non-revenue water/ non accounted for water	60%	55%	50%	45%	40%			
Construction and rehabilitation of small dams and water pans	Improved reliability and reduce water losses to retain accessible potable water for domestic and livestock	16 dams/pans desilted and rehabilitated	Number of dams/ pans desilted and rehabilitated	0	2	4	6	8	100	50	150
		Proportion (%) of small storage in serviceable condition		8%	15%	23%	30%				
Water harvesting (Including subsidized cost of excavation of small dams	Increased water for domestic use and small scale irrigation	Limited sensitization on water harvesting	Number of households with water tanks and reservoir	10	10	10	10	10		100	100
		Nd	Per capita water stored (m3)	5m3	7m3	10m3	12m3	15 m3			
Development of small scale irrigation projects	Increased area under irrigated agriculture	10	Acreage of land under irrigation	1	2	2	2	2	360	36	396
Development of county Water policy	Improved management of water resources	None	County Water Act		1					30	30

Office coordination and support	Improved Conducive working environment and improved service delivery Inadequate office space One water bowser one motor vehicle No motorcycle	Department currently understaffed	No. of staff recruited and retained	1	4	25		35				0
		No. offices secured	1		7	25		80		80		
		No. water bowsers acquired			1	1			40	40		
		No. of Pickup Double Cab acquired		1	1				25	25		
		No. of motor cycles acquired		6	6	6	7		12	12		
Development and implementation of water and sewerage Master Plan	Improved management of water and sewer system	None	% of Water Master plan implemented.	2%	5%	10%		15%	25%		150	150
Construction of water treatment plant	Improved Wholesome water	None	No. of Water treatment plant constructed	0	1	2		1	1	700		700
Construction of the six planned major dams and the associated infrastructure.	Increased accessibility to portable water for domestic and irrigation	None	Constructed dams(PESI ,KINJA, MALEWA, Shamata/Kirima, Kiburu and Geta Dam)		1	1		2	2	61,000		61000

Develop a reliable Water, Sewerage and Waste Water System for small urban areas	Improved sanitation at Ol'kalou Town, Mairo Inya and Engineer	Inadequate capacity of existing system	% of population in small urban areas connected to water borne sanitation.		50%	60%	65%	75%	16,000		16000
Programme 2: Environmental Management and Conservation											
Objective: To promote integration of environment issues in policies, plans, programmes and projects in all sectors											
Outcome: Well managed and conserved environment, a foundation for sustainable development.											
Liquid waste management	Improved handling and management of liquid waste	nd	Proportion of liquid waste collected	25%	30%	35%	45%	50%		30	30
	Safe disposal of liquid waste	nd	Proportion of liquid waste treated in compliance to the standards.	15%	13%	17%	21%	25%			
Community and institutional greening projects in environmental Conservation	Conserved environment with reduced pollution	Extensive environmental degradation due to limited awareness on green environment	No. of Community greening projects per ward	1 per ward	1 per ward	1 per ward	1 per ward	1 per ward		55	55
Maintenance of storm water drains in urban centers	Functional storm water drainage system in urban areas	nd	Length of drainage channels maintained and functional (KM per year)	30 km	40km	50km	75km	100km		30	30

Beautification of Urban/ Town/Trading Centre's		Unkempt private and public open spaces	Area of public recreation space developed/ rehabilitated and maintained	10 acres	12 acres	15 acres	18 acres	20 acres		50	200
			Length of road sections beautified in urban area	5km	6km	8km	9km	10km			
Programme 3: Tourism development and marketing											
Objective: To identify, map and develop tourism attraction sites and promote community based local tourism											
Outcome: increase in the number of visitors											
Utilization of Lake Olbolossat wetland	A world class tourist attraction site Reduced human wildlife conflict	Gazettement process ongoing	No. of Hectares Gazetted ,fenced, conserved and dredged	Gazettement	fencing	Conservation	dredging		2,000	100	2,100
Tourism promotion and marketing events (Exhibitions, WWD, miss tourism, sport fishing, motor rallies, festivals, marathons, (Meetings Incentives Conventions and Events)(MICE concept)	Increased tourism earnings Enhanced visibility of Nyandarua County	Promotional materials and events Annual tourism earnings	Number of Marketing events done including exhibitions and Trainings, mapping and documentations No. of domestic tourist Arrivals per year,	2,000	4,000	9,000	15,000	20,000		71	81
			20,000,000	20,800,000	21,632,000	22,497,280	23,397,171.2				

Establishment of 3-5 star rated hotels and registration of the Nyandarua hotels association	Increased facilities for local and international tourists	No of 3-5 star rated hotels established	No. of Associations formed		1						0.2	0
				1	1	1	1	5,000		5,000		
Development of tourism sites and other infrastructural works	Increase number of tourists in the County	None								100	125	225
		No. of attraction sites and mischief valley homes gazetted and conserved	2	2	2	2	2	60	60	120		
Programme 4: Natural resources management												
Objective: To identify, map and utilize Natural resources and development of ecosystems												
Outcome: Promote the conservation and exploitation of natural resources												
Rehabilitation of quarries	Sustainable utilization natural resources	None	No. of quarry pits buried and planted with trees and grass No. of Trainings on quarry personnel	1	1	1	1		1		10	10
Development and enforcement of policy, land laws on conservation and exploitation of natural resources	Proper management of natural resources	None	Number of operational policies and laws on environmental conservation and exploitation of natural resources	1 law		1					5	5

Tree planting, afforestation, reforestation and creation of forests	Attain over 30 % forest cover	616km^2 with Forests	Acres covered by indigenous tree of forest cover including Aberdare ranges	616.2255	600 ha	601 ha	602 ha	603 ha	20.00	5	50
Tree for Income generation	Commercial use especially for youth groups	Not practiced	Hectares with Bamboo afforestation	0	100	200	300	400	100	10	110
Provision of affordable organic fertilizer for Agriculture	increased yield on crop production		Organic fertilizer processing	feasibility study	processing & marketing						10
Human wildlife conflict management	Reduced human wildlife conflict	Community committee in place	No. of areas mapped and fenced or excavation of trenches		1	1				15	15

Cross-Sectoral Implementation Considerations

Programme Name	Sector	Cross-sector Impact		Measures to Harness or Mitigate the Impact
		Synergies	**Adverse impact**	
Water Resources Development	infrastructure	Rehabilitation of access roads and acquisition of lands	Delay in implementation of access roads programme	Timely implementation of access roads programme
	Governance	Adequate financing	Inadequate financing	Timely adequate funding
	Water Resource Management Authority	Works authorization	Delay in issuing of permits	Timely permit issuance.
	National Environment Management Authority	Issuance of certificate	Delayed certificate issuance	Timely certificate issuance and monitoring
	Agriculture	Farming inputs and reforestation	Lack of training and seminars	Train farmers on chemical deposits and soil erosion. Encourage tree planting

Development, Marketing tourism and management of natural resources.	Infrastructure	Rehabilitation of access roads Surveying and acquisition of lands	Delay in implementation of access roads programs Delay in preparation of BQs	Timely implementation of access roads programs
	Governance	Adequate financing	Inadequate financing	Timely adequate funding

CEC Water Environment Tourism and Natural Resources Hon. Simon Mwangi launching a water project at Ndaragwa central.

HE The First Lady and HE The Deputy Governor participating in the cleaning of Kasuku town.

4.4.3.4 Youth, Sports and Arts

Department Composition

This department comprises of Youth affairs, sports and Arts/Theater directorates

Vision and mission

Vision: To Be the Champions in Sports Development, Youth Empowerment and talent nurturing through Arts.

Mission: To Sustainably Develop and Build Capacity in Sports, Empower Youth and nurture talents through Art to Enhance Economic Development.

Goal

To empower Youths through Sports and Arts**.**

Development needs, Priorities and Strategies

The priority for this department over the planned period will be to enhance access to information, skills and adoption of modern technologies in order to increase awareness in existing opportunities on job creation for improved livelihoods.

This will be achieved through the following strategies;

1. Strengthen institutional policy and legal framework
2. Establishment and operationalization of the County Youth Master plan
3. Enhance access to information on Youth empowerment especially concerning 30% tender opportunities.
4. Promotion of sports activities through formation of a county league and introduction of other sports activities.
5. Establishment of high altitude training centre
6. Establishment of sports academies, production studio and theater.

Sector Programmes

Programme 1 : SPORTS DEVELOPMENT										
Objective: Identify, Nurture, Develop and Promote sporting talents within the county through the development of adequate standard sports facilities.										
Outcome: Empower the youths economically, generate revenue for the county government, improved standards of sporting facilities.										
Sub-Programme	Key Outcomes	Baseline	Key performance Indicators Year 1	Planned Targets					Total Budget Kshs. Millions	
				Year 2		Year 3	Year 4	Year 5		
County sports facilities upgrade	**Upgrading of County Stadia**	Upgrading of Ol'Kalou stadium ongoing with the following components: Leveling of football pitch complete Planting grass in foot pitch done Running tracks ongoing iv)Dias construction ongoing	Number of visitors accessing the facility. Number of events held in the facility. Level of events held within the facility.	Tracks Drainage Walling and Toilets	Dias completion Inner pitch fencing. Toilets	Terraces Parking bays Toilets Indoor games establishment		Terraces Parking bays Basketball court	Terraces and canopy Parking bays Landscaping Toilets Pitch floodlight	500M

	Development of ward playing grounds	i) 19 existing playing fields ii) 8 wards without playing fields	No of playgrounds improved. No of youth using the facilities.	5 pitches 2 toilets	4 pitches 2 toilets	4 pitches 2 toilets	3 pitches 2 toilets	3 pitches 2 toilets	200M	
			Number of playing fields acquired and developed	Purchase 1 4acre playing field	Purchase 1 4-acre playing field	Purchase 2 4-acre playing field	Purchase 2 4-acre playing field	Purchase 2 4-acre playing field	40	
				Develop 1 pitch	Develop 1 pitch	Develop 2 pitches	Develop 2 pitches	Develop 2 pitches		
				Construct 1 toilet	Construct 1 toilet	Construct 2 toilets	Construct 2 toilets	Construct 2 toilets		
Promotion of national integration and cohesion	**KICOSCA/ CASA Games held in Nyandarua County**	None	No. of participating counties.	-	-	-	1	-	50	
Promotion of sports participation and competitiveness	**County Tournaments**	4 tournaments held annually in various sports disciplines	No. of disciplines events supported. No. of events supported.	200 teams at Ward level, 50 Sub-county,6 County	200 teams at Ward level, 50 Sub-county,6 County	200 teams at Ward level, 50 Sub-counties,6 County.	200 teams at Ward level, 50 Sub-county,6 County.	200 teams at Ward level, 50 Sub-county,6 County.	125	

		Athletic Events	4 athletic events held annually	Number of athletic events held.	1 cross country,1 Track & Field, 1Beyond Zero and 1 Lake Olbollosat	1 cross country,1 Track & Field, 1Beyond Zero and 1 Lake Olbollosat	1 cross country,1 Track & Field, 1Beyond Zero and 1 Lake Olbollosat	1 cross country,1 Track & Field, 1Beyond Zero and 1 Lake Olbollosat	1 cross country,1 Track & Field, 1Beyond Zero and 1 Lake Olbollosat	50	
		Federation Leagues	11 football teams participating in the five different leagues	No of teams sponsored by the county to participate in the leagues	Branch league	Nationwide Division II league	Nationwide Division I league	National Super League	National Premier League	100	
		Sports fishing	0	No. of Sporting activities held.	5	100	200	200	200	35.25	
			Equipment, Awards and Uniform	375 teams & athletes identified and supplied with equipment and uniform	No of teams benefited .	150 soccer balls, 100 volleyball and 20 trophies	150 soccer balls, 100 volleyball and 20 trophies	150 soccer balls, 100 volleyball and 20 trophies	150 soccer balls, 100 volleyball and 20 trophies	150 soccer balls, 100 volleyball and 20 trophies	50
			Motor vehicle	The department has one vehicle which is allocated to the CECM	No. of vehicles purchased	1 vehicle	1 Bus	1 Land cruiser	-	-	20
Promotion of sports tourism		**High Altitude Training**	No camp available in the county.	No. of athletes accessing the facility.	Purchase of land 100 acres plot	Construction works: Main academy & indoor game facilities	Construction works: Hostels, tracks and football training pitch	Construction works: Hostel, swimming pool, Restaurant and Lounge	Construction works: Gym and installation of gym facilities	750	

Regulation of sports	**County Sports Policy and Act**	1 Sports policy and Act in place awaiting Cabinet approval.	No. of Sports policies, acts and regulations established.	Bills, Policy and Sports Act in use once approved by the cabinet and assembly	-	-	-	-	2	
Programme 2 : YOUTH AFFAIRS										
Objective: To improve and increase youth participation in economic development.										
Outcome: Job Creation										
Sub	**Key Outcomes**	**Baseline**	**Key performance Indicators**	**Planned Targets**						
Youth empowerment and support **Youth advisory council.**	**Youth Empowerment Programmes.**	Youth trainings done	No. of youth empowered. No. of trainings/ workshops held	25 incubators, 25 green house tree nurseries beds, fruit and vegetable farming and 25 car wash machines	25 incubators, 25 green house tree nurseries beds, fruit and vegetable farming and 15 car wash machines	27 incubators, 25 green house tree nurseries beds, fruit and vegetable farming and 25 car wash machines	28 incubators, 25 green house tree nurseries beds, fruit and vegetable farming and 12 car wash machines	29 incubators, 25 green house tree nurseries beds, fruit and vegetable farming and 10 car wash machines	195	
	None	No. of youth advisory forums held. No. of youths reacheD.	-	1	-	-	-	1		

Youth empowerment centers	**Youth empowerment centers**	None in place	No. of youth centers established and functional . No. of youths accessing the centers.	1	1	1	1	1	50	
Youth incubation and ict resource centres	**ICT resource & Incubation centre established.**	Ol'Kalou Library already equipped with computers and connected to the internet	No. of ICT incubation centers/i-hubs established. No. of youth benefiting from the facilities.	2	2	1	1	1	20	

Affirmative action-30% govt tenders	**Affirmative Action-30% Govt Tenders**	A Few youth groups and companies accessing government tenders	No. of Youth Companies Prequalified. % of youth companies awarded County Tenders No. of youth owned businesses No. of youth holding leadership positions in government.	100 youth Companies Prequalified awarded Tenders, Trained and signed Financial MOUs	100 youth Companies Prequalified awarded Tenders, Trained and signed Financial MOUs	100 youth Companies Prequalified awarded Tenders, Trained and signed Financial MOUs	100 youth Companies Prequalified awarded Tenders, Trained and signed Financial MOUs	100 youth Companies Prequalified awarded Tenders, Trained and signed Financial MOUs	10	

Programme 3 : Arts Development										
Objective: Job Creation										
Outcome: Empowered Youth /Self Employment Through Arts										
Talent search & development programmes **Theater and Production Studio.** **Art & Craft centre established**	Talents events held.	None	No of talent show events and exhibitions held. No. of participants engaged.	1	1	1	1	1	50	
	None in place	No. of theaters established. No. youth benefitting from the facility.	-	-	1	-		400		
	None	No. of Art centre established. No. of youth beneficiaries.	-		1	-		20		

Hon dominic murani cec youth sports and arts flaging off athletes during county marathon by athletics kenya

He the governor participating in the county marathon by athletics kenya held at lake olbolossat

4.4.3.11Office of the Governor

Composition

This department comprises of the Office of the governor, office of the deputy governor the service delivery unit and the directorate of the Governor Press service

Vision and Mission

Vision: Excellence in county leadership for a united, prosperous County whose social economic and political development benefits are equitably distributed.

Mission: To provide effective and accountable leadership and policy direction to ensure strong governance institutions for the achievement of social- economic and political development and promote democracy, good governance, unity, cohesion and competitiveness of the county.

Development needs, priorities and strategies

Over the plan period, the department's priority will be on performing such State functions within the county as the President may from time to time assign on the basis of mutual consultations; representing the county in national and international fora and events; submitting the county plans and policies to the county assembly for approval; considering, approving and assenting to bills passed by the county assembly; submitting to the county assembly an annual report on the implementation status of the county policies and plans; delivering annual state of the county address, promoting investments, promoting intergovernmental relations and coordinating civic education and public participation on county matters.

Sector programmes

Programme 1 : Governor's service delivery									
Objective: to coordinate and monitor the implementation of county programmes									
Outcome: a mutual platform for engagement with the citizens/stakeholders									
Sub-programme	**Key Outcomes**	**Baseline**	**Key performance Indicators**	**Planned Targets**	**Cost Projections Kshs millions**				
				Year 1	**Year 2**	**Year 3**	**4**	**Year 5**	
Governor's service delivery unit	Improved service delivery	Governor's service delivery unit newly created	No. of reports prepared	24	24	24	24	24	300
Cabinet affairs	Efficient servce delivery	the fooice of the County secretary coordinates cabinet affairs	no. of policies made/approved	4	4	4	4	4	50
Governor press services	Well informed public on governor's agendas	Governor's Press service in place	No. of media briefs/ documentaries/ publications	12	12	12	12	12	150
Programme 2: Investment promotion									
Objective: To attract private investments in order to supplement government funding									
Outcome: Increased economic growth									
Investment promotion	To grow county's economy and raise peoples living standards	None	No. of PPPs contracts signed	5 PPPs	8 PPPs	10 PPPs	10 PPPs	10 PPPs	200
		None	No of investment forums held	1		1		1	150
		None	A multisectoral investment profile completed	1					20
		A draft policy is in place	Approved investment policy	Completion and approval of the policy	Implementation and review	Implementation and review	Implementation and review		3

Programme 3 : Intergovernmental relations									
Objective: To create a mutual platform for engagement with the citizens/stakeholders									
Outcome:									
Intergovernmental relations	Improved intergovernmental relations between county and other governments	3	No of summit forums attended	1	1	1	1	1	10
		4 Quarterly meetings	No. of council of governors forums participated and facilitated	4	4	4	4	4	75
		None	Devolution Conference in Nyandarua			1			20
		Two	No. of Development Partners identified	10	10	10	10	10	100
Programme 4: Civic education & public participation									
Objective: To facilitate the participation of members of the public and other stakeholders in county matters									
Outcome: A mutual platform for engagement with the citizens/stakeholders									
Civic education	Increased participation in county social economic and political development	Approved County Public Participation and Civic Education Act	No. of civic education forums coordinated	2	2	2	2	2	60
Public participation			No. of public engagement forums held	6	6	6	6	6	90

4.5 Cross Cutting Issues

This section outlines the measures thathave been proposed to mainstream cross cutting issues namely Gender, youth, environmental degradation, climate change, HIV/AIDS, Drug and alcohol abuse, security, Disaster Risk Reduction (DRR), ICT and governance

Cross cutting Issue	How it will affect programmes and project	Measures that have been factored for mainstreaming in the programmes and projects
Gender	• The involvement of both gender in project management will enhance ownership and sustainability of projects • Consideration of the interests of both gender will promote equity and inclusiveness • Departments will have to hold many sensitization fora to encourage active participation of both men and women in projects • Conflicts of interest may lead to delay in implementation of programmes	• formation of self-help groups and cooperatives has been promoted for wider reach of the benefits accruing form the implementation of projects in the CIDP2: • Affirmative action in procurement has been factored by factoring in the legal requirement of 30 % reservation of procurements for special groups • Priority for projects in water and health aimed at increasing access to these services and ensuring that more time is used in income generating activities • Sensitization fora and continuous engagement of communities in matters that concern them to ensure appropriate and timely feedback • In formation of project implementation committees gender parity will be observed. • Favorable opportunities for Equitable admission of both sexes in the learning institutions through the bursaries and scholarships
Youth	• High number of youths will guarantee availability of labor • Increased Innovativeness in service delivery initiatives • High unemployment levels leading high competition for available resources and opportunities • Mismanagement of youth groups limit the extent to which the youth will benefit from the opportunities and resources set aside for them • Drug abuse lowering their productivity • Preference for white collar jobs	• Enforcement of the affirmative action on County tenders (30%) • Proper equipping of youth polytechnics to offer technical course and increase their employability • Talent academies and ICT incubation centres • Development of sports • Internship and mentorship programmes • Capacity building programmes • Development of industries to increase opportunities for employment • Support and streamlining of the boda boda industry • Formation of a youth SACCO • Establishment of County youth Service • Establishment of county youth fund

Environmental degradation	• Silting of dams will reduce available water for domestic, agriculture and industrial use • Reduced surface water • Reduced productivity in agriculture due to soil erosion	• Reforestation in gazetted catchment areas and promoting agroforestry in settled areas • County greening programme Reservation of environmentally fragile areas- L/. Olbolossat and other riparian reserves and wetlands • Development of sewerage and other solid waste disposal facilities • Enforcement of relevant laws on natural resources • Public awareness campaigns • Rehabilitation of dams introducing commercial forestry • Sensitization of communities on the long term value of natural resources
Climate Change	• Diversion of resources and efforts to handle the mitigation measures • Depletion of water resources will increase the cost water provision • fires lead to damage to forests and in turn high cost of restoration • loss of crop and livestock due to drought will be threat to food security	• Introduction of traditional high value crops and promoting bee farming • Development of micro irrigation projects • Conduct of Environment Impact assessment/ Audits on major project to mitigate on negative impacts • Agricultural Extension messages on adapting to climate change • Inclusion of appropriate climate change mitigation and adaptation measures in water and county lighting projects e.g. solar powered water pumping, solar lighting, exploring use of alternative energy • Catchment conservation • Environment conservation by planting more trees to create carbon sinks • In designing of projects, they've had to be climate change effect adaptive smart. • The office provided policy guidelines on issues concerning climate change • Emergency of uncommon diseases, nutritional deficiencies required concerted efforts to contain the emerging issues
HIV/AIDS	• Lower the productivity of labour in the various county sectors • Members of Staff will require continuous training to effectively Create awareness of the scourge during project implementation • Increase of infection among the youth compromise on the future development. Continuous awareness programmes will be necessary to reduce the infection rates	• Strengthening the Community Health Strategy for wider outreach • Collaboration with the NACC to contain stigma, promote testing and treatments • Traditional high value crops have been promoted • Created awareness during sports events.

Drug and alcohol abuse	• Reduced the number of youths in drugs as well as reducing idleness. • It has helped curb the persistent drug abuse through regulation • Lowers the sector productivity • Commitment and higher productivity • Declined productivity • Drug abuse has affected the quality of education due to increase of cases of indiscipline among students. • Increased Saccos and awareness	• Promotion of sports • Establishment of industries, talent centres and ICT programmes to productively engage the youth • Counseling and Rehabilitation • Chaplaincy programme • Mentorship programme • awareness and sensitization workshops
Security	• Guarantee Safety of life property will increase investment and income generating activities • High crime in a rural areas may force people to settle in urban areas and this in turn exerts undue strain on urban resources and services	• Community policing initiative • Establishment of County courts • Rebranding of the county enforcement unit
Disaster risk reduction	• diversion of budgetary resources to cater for emergencies will affect plans	• setting up of fire stations and training of Fire Marshalls • putting in place disaster response and preparedness teams • Sensitization on disaster preparedness among the community • Allocation for the County emergency fund • Enforcement for Design of premises with provision for smoke detectors, lightning arrestors, emergency assembly points etc. • Drainage works in major towns to mitigate on the effects of floods • Promoting tree planting to mitigate against mud slides
ICT	Improved delivery of services	• Automation of county government services • Provision of internet connectivity at county sub county and ward level • Development of ICT hubs • Adoption of e-commerce
Governance	• Misuse of project funds will lead to stalled/ incomplete projects • Lack of involvement of beneficiaries will lead to lack of ownership and unsustainability of the projects	• Effective public involvement has been factored in the CIDP in project identification, implementation and monitoring and evaluation • Continuous Audit and monitoring and evaluation has also prioritized to ensure funds are utilized for the intended purposes • A governance model has been incorporated to ensure that the county departments are efficient, effective and responsive to the needs of their clients as they deliver on their mandate

The County Assembly of Nyandarua

VISION

To be the exemplary County Assembly within the commonwealth.

MISSION

To effectively Represent, Legislate and provide Oversight for sustainable development of Nyandarua County.

MOTTO: Making Nyandarua better.

Development needs, priorities and strategies

The County Assembly has identified three mainprogrammes namely Legislation, Oversight and Institutional capacity which will be implemented through eighteen (18) sub-programmes and an array of activities. Representation of the people is an overriding programme achieved through effective legislation and oversight as well as strong institutional capacity to enhance service delivery.

In the spirit of Article 185 (1) and (2) of the Constitution, the County Assembly will continue to exercise the vested legislative authority of the county. In this regard, the County Assembly will develop robust effective legal and regulatory framework and ensure timely approval of plans, budgets and policies. This plan has identified four major sub-programmes that will ensure effective County legislation; Capacity development of members and staff on legislative agenda, effective plenary and committee undertakings, research and information services as well as effective public participatory engagements.

The County Assembly has power to provide oversight over the County Executive and other County Organs as enshrined in Article 185(3) of the Constitution. The Assembly plans to effectively and efficiently monitor programs implemented by the County Executive and to promote transparency and accountability of the County Government. To achieve this, this plan has identified three (3) sub-programmes: development of monitoring and evaluation systems, putting up strong committee system and continuous improvement of internal control systems of the County Government.

Institutional Capacity is a programme that covers aspects that are neither legislative nor oversight per se but are key to achievement of these programmes d to ensure efficient service delivery. Under this programme, the Assembly intends to create an enabling work environment while allowing for social and economic growth to all staffs and MCAs, to attract, develop and retain a competent human resource, enhance good leadership and corporate governance and improve the financial its (Assembly) capacity

Legislation Programme										
Capacity Development	Train committees on their mandates	Quality reports and effective Assembly resolutions	Effective Assembly committees	3 committee	12	12	12	12	12	67,116,000
	Undertake Exchange Programs on best practices both locally and Internationally	Informed laws and resolutions	Capacitated Members and staff	75 staffs Trained	150	150	150	150	150	**119,850,000**
Committee and plenary efficiency	Review committee manuals	Seamless flow of operations within the plenary and committee meetings	Enhanced productivity	Developed Committee Manual	Adoption and Sensitization of members	operationali-zation of committee manual	operationali-zation of committee manual	operationali-zation of committee manual	Review of committee manual	**16,800,000**
	Review of standing orders			Standing Orders Reviewed thrice and	Review of standing Orders	Review of standing Orders	Review of standing Orders and Committee Manual	Review of standing orders	Review of standing Orders	**14,560,000**
	Install committee sittings portable bio metric				Procure and operationalize					**2,000,000**
	install Committee sittings scheduling system			0	Procure and roll-out the committee system					**4,000,000**
	Formulation and enactment of bills	Effective laws and resolutions	-No of bills passed-35 bills	25 bills	8	9	7	8	3	224,400,000

Public Participation and civic education	Undertake public awareness creation forums on bills, plans, budget and policies.	• Public responsive policies and Legislations	850 Public engagement forums	500 Public engagements)	170	170	170	170	170	318,500,000
	• Civic education	Constructive Criticism from Nyandarua Citizenry	12,500 Nyandarua Citizenry sensitized	0	2500	2500	2500	2500	2500	37,500,000
	Undertaking plenary sittings at ward Level	Informed citizenry on county parliamentary practices and procedures	Bunge mashinani forums	5	25	25	25	25	25	7,320,000
Research and Information services	Upgrade Library services	Informed reports and motions and knowledgeable members	Established research policy	none	Draft Research Policy	Final Research Policy				3,311,000
			Data analysis System	none			Data Analysis System			2,000,000
			Up-to-date library policy and manual	Adopted library manual and policy	Sensitized members and staff of library manual and policy				Reviewed Library policy and manual	2,331,000
			An operational Online Public Access Catalogue and bar code reader	none	Procure and roll-out the OPAC					4,000,000
	Establish linkages with other libraries and research databases		Established external library linkages	6 linkages and subscriptions	11	12	23	25	30	10,000,000

	Procurement of Information Materials		Books, publications, journals procured	300 books and publications	200	120	534	958	459	7,000,000
	Training members and staff on Data mining strategies		Staff and members trained	0	221					
Oversight programme										
1.Develop Monitoring and evaluation systems	Establish monitoring and evaluation offices	Availability of Accurate statistics and data for decision making, policy analysis and planning for value of money and efficiency	An established M&E office	none	Development of Monitoring and Evaluation policy					
	Develop and install an monitoring and evaluation Systems		Operational Monitoring &Evaluation system	none	Market survey of M&E system	Develop data sets	System rollout	Data collection		2,000,000
	Develop data sheets for data collection per sector		Develop monitoring and evaluation Data Sheets	none	Continuous	Continuous	Continuous	Continuous	Continuous	2,016,000
	Tracking the county approved budget and project implementation		Monitoring Reports	none	Annual	Annual	Annual	Annual	Annual	21,500,000
	Undertake Mid & end Term evaluation on County Budgets		Mid and end Term Review Reports	none			Mid Term Review Report		End Term Review Report	3,360,000

	Training and development of monitoring and evaluation officers		Eight trained officers	none	Continuous	Continuous	Continuous	Continuous	Continuous	14,560,000
2. Assembly Committees System	Establish Sectoral Committees	High impact and Sustainable development projects	no. of established Sectoral committees	10	12	12	12	12	12	9,100,000
	Committee housekeeping annual Plans		No. of Annual housekeeping Plans	one comprehensive annual committee plan	1	1	1	1	1	27,625,000
	Training committees on monitoring and evaluations		No. of trained committee	0	12	12	12	12	12	36,400,000
	consideration of monitoring and evaluation reports		No. of adopted M & E Reports		3	3	3	3	3	51,975,000
	Approving Appointments		no. of appointed CO and CECM	15 CO and 10 CECM	Once	Once	Once	Once	Once	27,625,000
	Undertake field visits for projects tracking		No. field reports	100	36	36	36	36	36	29,812,500
	Scrutiny of Policies through Motions and Statement		No. of reports- 128 per year	Number of motions and reports adopted	128	128	128	128	128	367,200,000

3. Continuous improvement of internal control systems of County Government	Scrutinize County Govt. and County Assembly Audited reports	Prudent public finance management within the county government entities	No. of Unqualified Audit reports	5 Qualified reports	1	1	1	1	1	30,900,000
	Training on Internal Control Improvement mechanisms		No. of persons trained	none	13	13	13	13	13	**18,200,000**
	Consideration of field investigative report		No. of resolutions	10	3	3	3	3	3	**2,250,000**
Institutional Capacity Programme										
1. Provision of office space and other institutions	Acquisition of land for development	Conducive working environment	Land contract Title deed		Purchase of land Assembly Expansion				Purchase of land for ward offices	75,000,000
	Construction of four level Twin Office Complex and restaurant	conducive work environment	Office complex and restaurant	None	1nd,2d&3th Floor	Furnishing and equipping of the offices				457,240,000
	Construction of Speaker's Residence	Improve Speaker's welfare	Completed Speakers residence	Designs	Purchase of land	construction of the residence				100,000,000
	Construction of a Health Club with modernized fitness equipment	physical wellbeing of the workforce	A functional health club	None				Construction of health club		50,000,000

	Construction of Ward office	Improved service delivery at ward level	No. of ward office	None					Construction of 25 ward offices	125,000,000
2. Integrating ICT in service delivery	Procurement and maintenance of ICT equip & systems	Efficient service Delivery and enhanced decision making	No of Desktops, UPS, Laptop, photocopiers and printers	20 desktop,	10 desktops, 10 printers , 10 UPS	10 desktops, 10 printers, 2 bulk photocopiers, 10 UPS	10 desktops, 10 printers , 10 UPS	10 desktops, printers 10, 2 bulk photocopiers, 10 UPS	10 desktops, 10 printers , 10 UPS	117,120,000
	Undertake review of the ICT policy	Leveraging on ICT	Reviewed ICT policy				Review of ICT Policy			1,600,200
	Undertaking Training on ICT on MCA and Staff	Efficient service delivery	No. of trainings conducted	0 trained staff.	41	86	75	106	106	20,156,500

3. Recruiting and retaining optimal Staffing and capacity development	Compensate MCAs and Staff			Kshs. 289,180,519	294,182,456	301,267,459	305,469,785	312,186,458	320,456,789	1,533,562,947
	Develop a scheme of service	Harmonized human resource practices such as recruiting, grading, reward, promotion etc.	Developed scheme of service	None	Publish scheme of service	Implement scheme of service	Implement scheme of service	Review of scheme of service	Implement scheme of service	
	Rewards, Promotions, Job enrichment,	Enhanced performance								7,000,000
	Undertake Training for all staff and MCAs	A pool of dynamic skilled physical human resource	No of trainings	400 training	448	448	448	448	448	120,225,000
	Appraisal and performance management system	Increased staff Productivity	A Reviewed HR manual							10,500,000
	Promote internship program		Approved training and development Policy		Develop an internship policy	Implement the policy				11,800,000
	Administrative activities	Increased staff Productivity		73,980,845	78,980,845	83,980,845	88,980,845	93,980,845	98,980,845	444,904,225

4. Improve Capacity of the CASB	Develop a Strategic Plan 2018-2022	Enhanced delivery of Assembly constitutional mandate	Approved Strategic Plan 2018-2022	None	1	1	1	1		13,000,000
	Train Board members	8 trainings per year								59,892,000
	Review of Board performance	Solid leadership and amplified administrative decision making	Board Calendar and CASB Charter	None	1	1	1	1		11,550,000
	Review of Strategic Plan	Enhanced delivery of Assembly constitutional mandate	Reviewed Strategic Plan 2018-2022	None			Review of strategic plan 2018-2022			4,600,000

5.To promote Assembly's corporate Image	Conduct quarterly media briefs	Positive image of the Assembly	20 media Briefings	2	4	4	4	4		640,000
	Develop and gazette county Assembly Architectural designs	Unique County Assembly Buildings	Unique Architecture							500,000
	Undertake assembly corporate branding		Branded vehicle, buildings, equipment's and correspondences							200,000
	Architectural Designs	Unique architectural designs	No of architectural designs	2			Designing of new construction Architectural designs			100,000
	Promote school study visits to the Assembly.	Informed learners on parliamentary practices	No of Schools	30	10	10	10	10	10	1,250,000
	sponsor Sports within the county	Enhanced corporate social responsibility	No of tournaments	none	1	1	1	1	1	1,000,000

6.Promote Corporate Social Responsibility	Mentorship programs within the local schools	Knowledgeable Mentee on parliamentary procedures	No of schools Visited	0	12	12	12	12	12	270,000
	Tree planting	Afforested and reforested land	No of Trees planted through county Assembly intiative	0(Trees)	2000	2000	2000	2000	2000	420,000
	Undertake elaborate attachments		No of attaches	192	48	48	48	48	48	2,880,000
	Enhanced staff car loan and mortgage	Financial wellbeing Staff	Amount dispersed per no. of beneficiaries	90 million(staff M&C loan)	50,000,000	70,000,000	90,000,000	100,000,000	120,000,000	430,000,000
	Enhanced MCAs car loan and mortgage	Financial wellbeing Members	Amount dispersed per no. of beneficiaries	210 million (M&C loan)	210,000,000	210,000,000	210,000,000	210,000,000		210,000,000
	Sustain a gratuity fund for MCA and staff on contract	An established high yielding pension	Contract agreement forms	30,639,117	31,024,921	33,958,136	34,264,179	35,546,281	39,846,217	174,639,734
	Sustain a medical cover for MCA and Staff	A medical scheme	Monthly contributions by the employer	27,000,000	28,000,000	29,000,000	30,000,000	32,000,000	34,000,000	153,000,000
	Strengthen Assembly Sacco	Financial wellbeing Members	No SACCO members	12	45	85	87	156	300	

8. Financial resource mobilization and utilization	Formulate annual, budget estimates	Appropriation Act	Amount appropriated	801,307,000	822,516,756	836,333,888	835,139,397	845,408,552	850,601,408	4,190,000,000
	Develop a resource mobilization strategy	Smooth implementation of the County Assembly programs	Amount of externally mobilized from development partners and CASB investments	90125321	342,322,461	360,322,461	405,322,461	409,322,461	439,322,463	1,956,612,307
9. Security Improvement	Development of a security policy	Secured Assembly environment	Policy		policy development and implemented					1,600,200
	Construction of a modern gate with security systems		State of the art Gate					Gate constructed	Security equipment procured and installed	10,000,000
10. County Assembly's Intergovernmental Relations	Joint development forums of Assembly and executive,)	Synchronized government activities	No of. Engagement forums	5 engagement	1	1	1	1	2	71,400,000
	Devolution Conference		No. of conferences	1	1	1	1	1	1	31,850,001
	County Assembly Forum		No. of meetings	4	4	4	4	4	4	17,800,000
	Subscription to associate bodies eg SOCCAT, CAF		Subscription Amount	Kshs 3,000,000						15,000,000
	Prayer breakfast		No of Events	1	1	1	1	1	1	15,000,000
	Legislative Summit		No of summits	1	1	1	1	1	1	31,850,000

11.Risk Management	Train Internal Auditors and external members		No of internal auditors trained	none	2	2	2	2	2	7,650,000
	Review Assembly operations for improvement	Strengthened internal control system	A reviewed Assembly operations					Review of the operations		1,700,000

CHAPTER 5

IMPLEMENTATION FRAMEWORK

H.E. Governor, Francis Kimemia, briefing Bishop Joseph Mbatia of Nyahururu diocese on CIDP2.

IMPLEMENTATION FRAMEWORK

5.1 Introduction

This chapter gives an overview of the framework for the CIDP2 implementation. This includes the framework on institutions responsible for the actualisation of the plan, resource requirements and mobilisation.

5.2 Institutional Framework

This comprises of organisational structures, rules, formal and informal norms that act as channels for service provision. The County Government Act of 2012 lays down the various roles of the constituent bodies and institutions in the County Government. The CIDP2 will be implemented by both internal and external players. Development partners, the National Government and the private sector will have a stake in implementing the CIDP2 through provision of funds and oversight.

The County Government Act tasks implementing players such as the County Assembly with vetting of officers to drive the implementation team, oversight role to track the implementation of the CIDP2 and approving plans and budgets that assist in meeting the objectives of the CIDP2. The Executive will drive the implementation engine.

All the programmes in the CIDP2 require the concerted efforts of various stakeholders. The religious leaders, as the opinion shapers, have a pivotal role in shaping the morals and values of the people including alcoholism and drug abuse. To this end, the County Government will engage them in the various committees, civic education, public participation and as goodwill ambassadors for the County Government.

The operationalisation of the County Development Board envisaged in the County Government Act will bring together County leaders, including religious leaders, at the National level, County level, and the private sector and facilitate the implementation of CIDP2 priorities and strategies.

The proposed projects will be managed by the Project Implementation Committees (PICs) to be constituted comprising of representatives of the technical department, the administration, economic development and community representatives as well as religious leaders. This is expected to enhance management, ownership and sustainability of the projects.

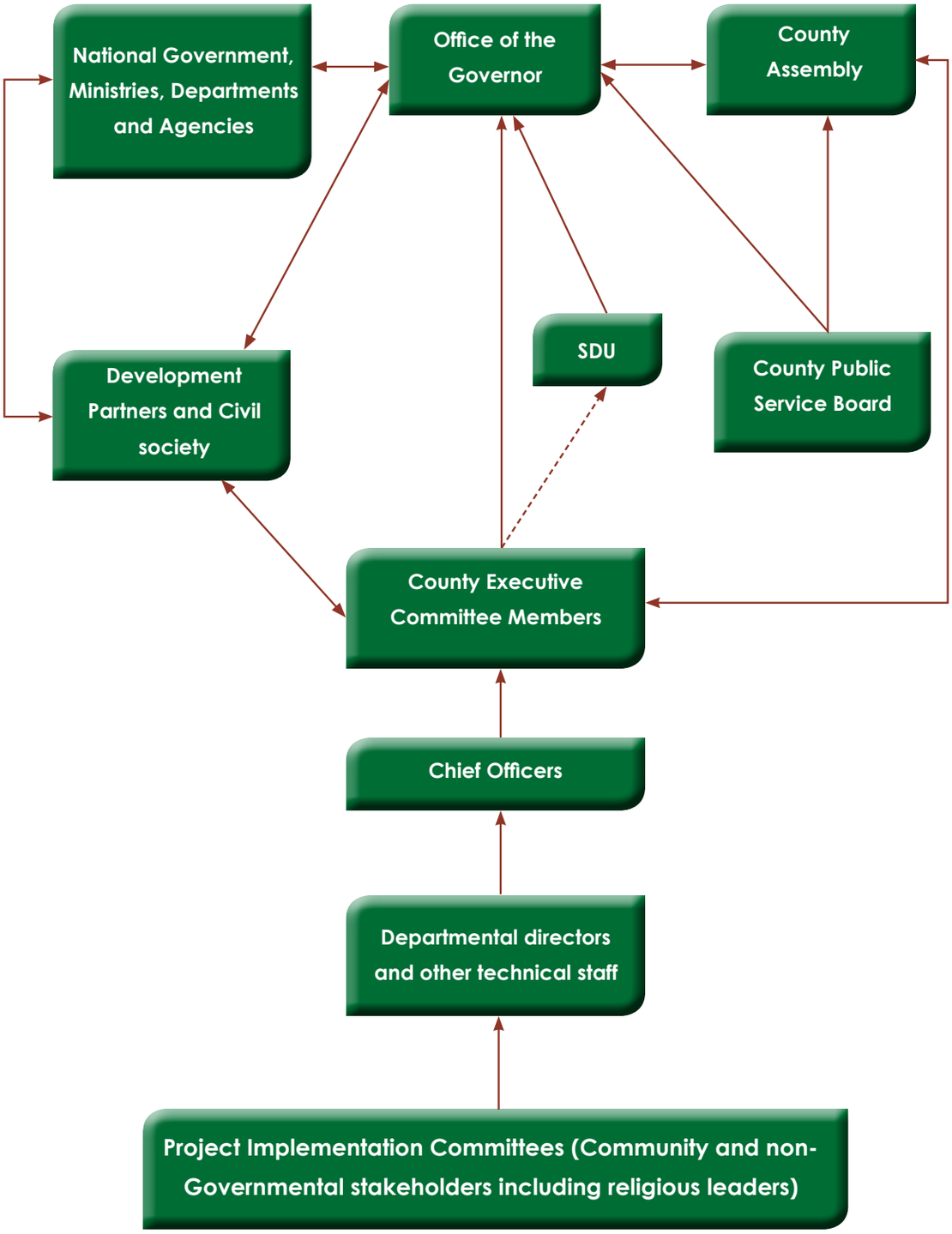

Figure 5.1: Institutional Framework

5.3 Resource Requirements by Sector

Table 5.1: Estimated CIDP2 cost projections in Kshs millions

Sector	County Govt resources (a)	Per cent allocation of the County resources	Additional National Government support	PPP	Total Cost
			(b)	(c)	(a+b+c)
Education, Gender, Culture and Social Services	4,617	7%	5,070	0	9,687
Agriculture, livestock and fisheries	3,726	6%	0	0	3,726
Finance and Economic Development	2,797	5%	0	0	2,797
Industrialisation, Trade and Co-operatives	2,919	5%	1,000	6,300	10,219
Lands, Housing and Physical Planning and Urban Development	3,123	5%	2,060	0	5,183
Public Administration and ICT	15,876	26%	200	10	16,086
Transport, Energy and Public Works	10,051	16%	41,800	0	51,851
Water, Environment, Tourism and Natural Resources	2,054	3%	83,320	2,500	87,874
Youth, Sports and Arts	1,668	3%	500	500	2,668
Gubernatorial	1,228	2%	0	0	1,228
Health	9,371	15%	0	50	9,421
County Assembly	4,500	7%	1,180	147	5,827
	61,930	**100**	**135,130**	**9,507.00**	**206,567**

5.4 The Resource Mobilisation Framework

Kenya's Constitution 2010 brought in far-reaching changes in the way that Government operates and relates to its citizens, with a view to making it fair, efficient, transparent and accountable. The constitution envisages that County governments shall spearhead development at the County level with a view to bridging the developmental disparities. The citizens expect improved service delivery and a governance system that values and promotes their aspirations.

The programmes, policies and strategies under CIDP2 are geared towards ensuring the realisation of a sustainable and achievable transformative agenda. To this end, the County will take appropriate

measures to improve revenue collection and make better use of the available resources to provide infrastructure development; create a private sector friendly County so that it adds value to Nyandarua's produce; undertake capacity building programmes for the youth and women; raise the living standards of Nyandarua's population through better health services, education and security. The objective is to make Nyandarua a model County that delivers services to its people in an efficient and transparent manner.

This section outlines the resource mobilisation strategies which include: details of resources expected from own-source, the equitable share of national revenue, expected conditional grants from National Government or Development Partners, as well as the Public Private Partnerships (PPPs) arrangement.

Table 5.2: Revenue Projections in Kshs Millions

Type of Revenue	2017/18	2018/19	2019/20	2020/21	2021/22	2022/23	Totals (Kshs. Millions)
Local Revenue	371	390	409	429	451	474	2,524
Equitable Share	4,772	5,010	5,261	5,524	5,800	6,090	32,457
Other national Govt support	22,325	22,561	22,561	22,561	22,561	22,561	135,130
Conditional Grants							
Road maintenance Levy fund	184	193	202	212	223	234	1,248
Health User fees foregone	13	13	14	15	15	16	86
Grant for Leasing of medical equipment	96	96	96	96	96	96	576
DANIDA Grant	12	13	0	0	0	0	25
World Bank Loan for transforming health systems	22	0	0	0	0	0	22
Grant for Development of Youth Polytechnics	47	49	51	54	57	59	317
Construction of County headquarters	121	121	0	0	0	0	242
World Bank Grant for KDSP	40	0	0	0	0	0	40
European Union Grant for potato tissue culture lab	66	44	0	0	0	0	110
PPP	0	1,901	1,901	1,901	1,901	1,901	9,505
TOTAL	**28,069**	**30,391**	**30,495**	**30,792**	**31,104**	**31,431**	**182,282**

5.5 Estimated Resource Gap and Measures of Addressing It

The cost for implementing this Plan is estimated at Kshs. 198,867.86 million with Kshs. 133,950 million expected from the National Government and 9,360 million through PPP. However, from the revenue projections, the County will raise Kshs. 31,903 million with the deficit of Kshs. 23,654 million to be bridged through other innovative revenue mobilisation strategies. These include:

1. **Partnerships**: The County Government will partner with the National Government, development partners and private partners in implementing some of the programmes in this CIDP under the framework of PPP.
2. **Revenue sharing from Nyahururu town**: Nyahururu town, generates its revenues from the activities in the two counties of Laikipia and Nyandarua. The leadership of the two counties will develop an appropriate framework of sharing the revenues generated in the town. This is expected to boost the County's local revenue generation capacity.
3. **Revenues from the County natural resources**: The County is home to the Aberdares water tower and is the source of most of the water consumed in Nairobi, Nakuru and Baringo counties. The County proposes to charge for the water leaving the County. The proceeds from this charge will go towards supporting community conservation efforts by implementing projects to their benefit.
4. **Investors' conference:** The County will organise an investors' conference to mobilise local and international investors including the diaspora by showcasing Nyandarua as an investment destination. The outcome of the conference will result in increased investment and employment creation.
5. **The Presidential Four Point Agenda:** Aligning CIDP2 programmes and projects to the Presidential Four Point Agenda and the Jubilee Manifesto, would attract additional resources for development. The outcome of these initiatives has already started to be felt, for example, the setting up of Nyandarua University, the initiative by the National Housing Corporation to set up 1,000 affordable housing units in the County, the Export Promotion Council, Export Processing Zone Authority (EPZA), among others.

These initiatives are therefore expected to further boost the resources for the development of the County and thereby substantially bridge the financing gap.

Public participation of CIDP2 at Magumu ward

CHAPTER 6

MONITORING AND EVALUATION FRAMEWORK

The Speaker of the County Assembly sitted centre, The Clerk Sitted second from right with the Members of the County Assembly.

MONITORING AND EVALUATION FRAMEWORK

6.1 Introduction

This chapter focuses on development of a monitoring and evaluation framework stipulated in the County Government Act, 2013, for the specified programmes and projects to be funded during CIDP2 period from internal and external resources. It specifies objective verifiable indicators that shall be used to monitor implementation of programmes and projects. The chapter also specifies the roles of various stakeholders in monitoring and evaluation.

During the Plan period, monitoring of activities will be a continuous exercise. Evaluation will be done periodically with annual, mid-term and end term reviews aligned to the National Integrated Monitoring and Evaluation System (NIMES). A mid-term review will be undertaken during the mid-Plan period 2020, and an end term review after implementation at the end of the Plan period in 2023.

6.2 Institutional Framework for Monitoring and Evaluation

The Ministry of Planning under the Monitoring and Evaluation directorate has developed the National Integrated Monitoring and Evaluation System (NIMES). Under the system, all monitoring systems are incorporated into the national system; the monitoring systems at the Sub-County levels will feed into the County level which will, in turn, feed into the national system.

County Assembly Committees, County M&E committee (CoMEC), Sub-County M&E committees (SCoMEC), M&E Unit and Sector Monitoring and Evaluation Committees (SMEC) will conduct continuous monitoring throughout the plan period.

6.2.1 The County Monitoring and Evaluation Committee (CoMEC)

The CoMEC will ensure that the County Executive Committee (CEC) and County Assembly have good quality information needed to make decisions and to lead and direct County initiatives. To do this, the CoMEC will provide quality assurance by verifying whether the M&E information given in the reports and the underlying data collection and analysis processes are of the needed quality and conform to the M&E requirements outlined.

The CoMEC will also oversee the overall County compliance and results of projects implementation and service delivery within the CIDP2 and ADPs. The CoMEC will be charged with preventing duplication and wastage and providing the evidence base for policy making and management.

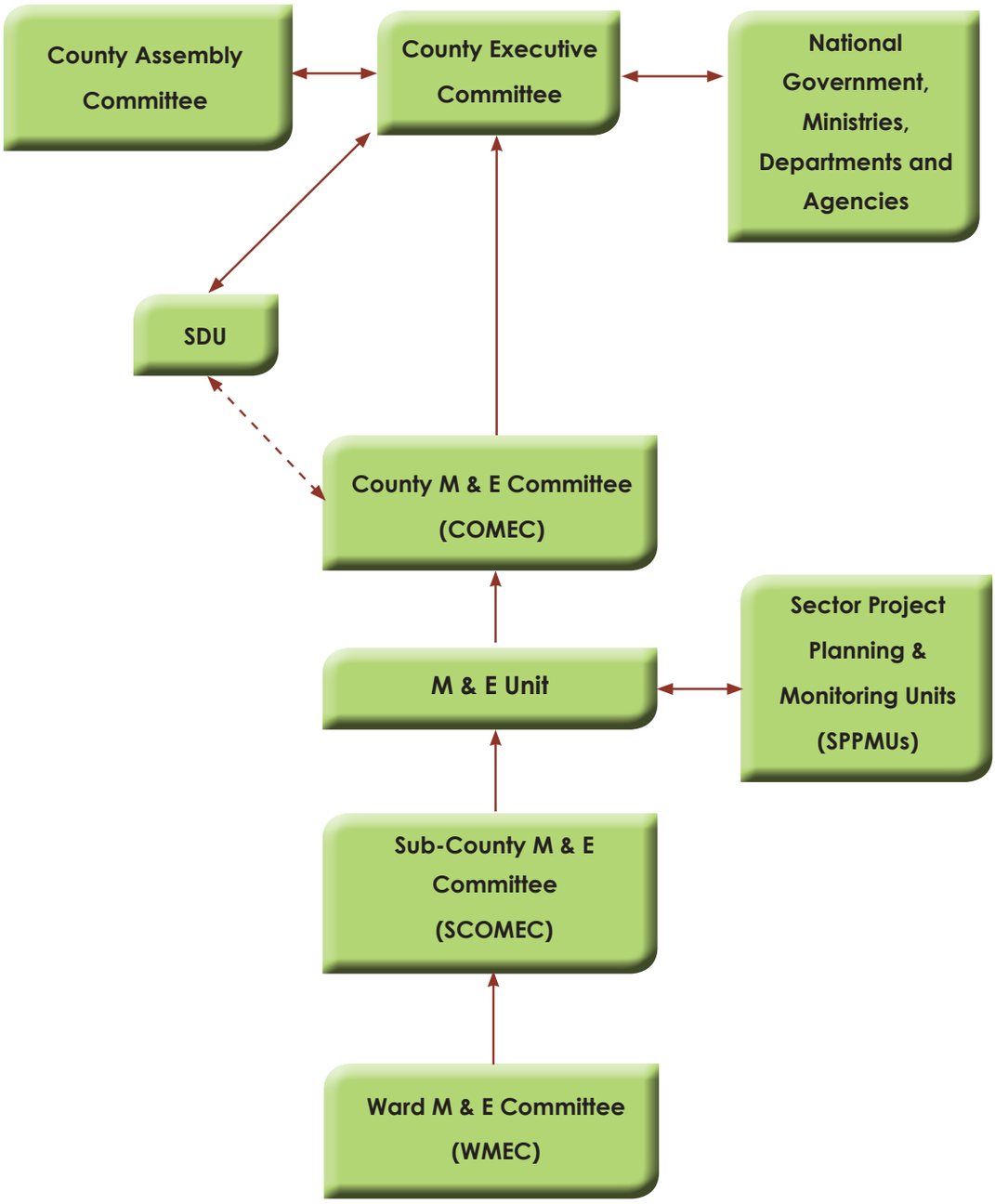

Figure 6.1: M & E Institutional Framework

6.2.2 The County Secretary

The County Secretary will ensure that the Performance Management System and best practices are used to produce quality reports in a timely manner by all departments through the County's senior management (at least at Chief Officer and Director Level). To this end, the duties and responsibilities of the County Secretary and Head of Public Service under CIDP2 include the following:

(i) Co-ordinate the implementation of the policies of National and County governments across the County departments, shared services and joint ventures, companies and agencies.

(ii) Co-ordinate inter-governmental relationships between national and County/County to County.

(iii) Oversee prudent utilisation of public financial resources by the County departments in liaison with the chief officers.

(iv) Develop programmes to ensure delivery of public service in an efficient and effective manner.

(v) Mobilise public to participate through the Sub-County administration in line with the principles of citizen participation in the counties as per the County Government Act.

(vi) In charge of the County Government assets and ensure efficient management of County resources.

6.2.3 The Governor's Service Delivery Unit (GSDU)

A mismatch between service delivery and citizen expectations violates the social contract between the Government and its people. Quality service delivery is also a key deliverable of Kenya Vision 2030. Accordingly, Article 176(2) provides for County governments to decentralise their functions and provision of services to the lowest efficient and practicable units. For the County Government to be effective in public service delivery, it must have access to the requisite human and financial resources.

To facilitate this task, the '**Governor's Service Delivery Unit' (GSDU)** has been created and housed in the Office of the Governor. Under CIDP2, the GSDU will advise on identification of projects and programmes to ensure that public services are delivered in a manner that accords: prudent, economic, efficient, effective and sustainable use of available resources; continual improvement of standards and quality; incorporation of the use of appropriate technology; and financial and environmental sustainability. The GSDU will bring together multi-sectoral projects and programmes, define targets for all implementing agencies and track progress, link with the performance contracting unit to monitor departmental and individual performance, ensure expeditious implementation of the programmes and analyse and communicate on key results/outcomes of Government initiatives.

6.3 Data Collection, Analysis and Reporting

Data collection methods will depend on the kind of indicators. The most common data to be collected will be the qualitative and quantitative data.

Qualitative data collection mechanism

Some of the mechanisms that will be used to collect this data include:

1. Before/after surveys, questionnaires; and
2. Departmental reports, agency reports, statistical records.

Quantitative data collection mechanism

1. Field observation visits;
2. Stakeholder meetings;
3. Interviews; and
4. Other M &E tools, e.g., project management software.

Mechanisms of data analysis

Data collected will be analysed to give meaningful results. Content analysis will be used to identify and organise information to understand new opportunities. Secondly, triangulation method will be used to take data, find themes, code and then compare data collected from other sources.

Mechanisms of data reporting

The County will be required to have a strategic reporting system that will enable information to be retrieved quickly and easily. At the County level, the M&E unit will be an important player in the production of M&E information.

In a legislative context, CIMES (County Integrated Monitoring and Evaluation System) reports on how County Government programmes and operations are to be submitted directly to the County Assembly and the Senate on a regular basis, through ADP reviews and CoMEC reports. The aim is to enhance the transparency and accountability of County Government operations with members of the County Assembly and County residents.

County Monitoring and Evaluation Progress Reports (COMERs), will also contribute to the national Monitoring and Evaluation report. They will be submitted to MED according to the CIMES requirements. While it is the responsibility of the County to plan and manage internal reporting, taking the electronic approach of e-CIMES means that data gathered at each devolved level can be automatically aggregated from village to Ward to Sub-County to County.

In order to play its role in the national APR reporting timetable, the County will adopt the following schedule:

1. Sub-Counties, through the SCoMEC, and the sectors, through the SMEC, will submit their reports to County M&E unit.
2. County M&E unit will, thereafter, compile the County M&E report for onward submission to CoMEC.

At an operational sectorial level, CIMES will be expected to serve as a learning tool to assist in programme/project improvements and developing sound management practices. At the level of an individual County department, with the CECM accountable for good governance and performance of the department, CIMES will represent a key management and accountability tool for the CECM and provide important inputs to strategic reviews that may be required to make management decisions regarding programme/project priorities and possible changes.

Mechanism of data dissemination

Data will be disseminated through publication of reports, news releases, press conferences or the County website. To facilitate a smooth decision-making process, all agendas of relevant County meetings will include a review of indicators and sector progress reports as a standing item, with full reporting documents sent in advance to the participants.

Where possible, progress reports will be available in an electronic format, and will combine data and associated narrative commentary and evidence.

Eventually, the County will automate the production of reports in a way that, once data is entered,

it can be viewed at the click of a button and can automatically be populated in all other required formats.

Mechanism of citizen engagement

Public participation is a legal responsibility and is required before a County Government begins spending on implementation of the CIDP.

Participation in development, monitoring, review and evaluation of the CIDP will strengthen County citizens' awareness and ownership of the CIDP programmes/projects being implemented by the County Government. It will also provide a check formula to ensure value for money, accountable spending and good governance. Participation will be used to:

1. Capture the ideas, energy and commitment of stakeholders;
2. Ensure and provide evidence that the County executive has met the legal duty of participatory development; and
3. Strengthen accountability and good governance.

6.4 M&E Outcome Indicators

This section provides the monitoring and evaluation of Outcome Indicators by sector. This will allow implementers and decision-makers alike to assess progress towards the various County development priorities.

Economic Development team that spearheaded preparation of CIDP2.

ANNEX 1: IMPLEMENTATION MATRIX

PUBLIC ADMINISTRATION AND ICT

Project Name/Location	Objectives	Targets	Description of Activities	Green economy considerations	Cost Kshs. millions	Source of funding	Time frame	Implementing Agency
Alternative Dispute Resolution mechanism (A.D.R.)	To promote settlement of disputes out of courts	None	Number of disputes resolved out of court,-Number of mechanisms developed for A.D.R., Number of Policies/ Bill/ Regulations developed, Number of Policies/ Acts/ Regulations reviewed and amended.	Peace	20 disputes	20 disputes	20 disputes	20 disputes
Operationalization of Enforcement Court	To enhance compliance of county laws	2	Furnishing and equipment	Stable governance	2	CGoN	2018-2020	Public Works, Enforcement
Construction of Sub county and ward offices , one stop shop offices for all executive and legislative department located at the sub county and ward	Quality service delivery to the citizenry at Sub County and ward level	23 blocks (3 sub county offices and 20 ward offices)	procurement of adequate land, development of designs, construction works	Improved access of public services	500m	CGN	2018-2022	CGC
Resource Centre	An educate and informed population	Establishment of one legal resource centre	Fully equipped library	Inculcate a reading culture	5	CGN	2018 - 2022	CGC

Project Name/Location	Objectives	Targets	Description of Activities	Green economy considerations	Cost Kshs. millions	Source of funding	Time frame	Implementing Agency
GIS /ICT based Centralized Transport/ fleet system	Fleet & machinery management	1 system			5	CGN	2018 - 2022	
Community Policing through Nyumba Kumi Model	Secure community and Environment	National Administration	Draft , domesticate and approve Joint county and National Nyumba Kumi Community policying policy	Secure county	40	CGN	2018 - 2022	CGC
ICT based registry	smoothless flow & retrival of document	1 ICT system			5	CGN	2018 - 2022	
County staff welfare programme	County staff sport events	one sports events,one team bulding,staff mortgage scheme,medical insurance	Well bonded motivated and healthy work force	Motivated staff	1425	Budget	2018 – 2022	CGC
Data Centre & Disaster recover site	Security of County data information	1	Establishment of a data center	Improved security	5	CGN	2018-2022	ICT
Media and PR centre	Business continuity in case of disaster	1	Including the radio station,press and print centre	Improved security	40	CGN	2018-2022 2018-2022	ICT
Brand Nyandarua (Margical kenya)			Adverting the county nationaly and internal		300	CGN/NG	2018-2022 2018-2022	ICT

Project Name/Location	Objectives	Targets	Description of Activities	Green economy considerations	Cost Kshs. millions	Source of funding	Time frame	Implementing Agency
An integrated ICT system -modules-Record Management **Health Management** **Project Implementation monitoring and Evaluation** **Human resource management** **Transport/fleet management** **e-Commerce** **Public Complaint Management**			Develop specs for Record Management Health Management Project Implementation monitoring and Evaluation Human resource management Transport/fleet management e-Commerce Public Complaint Management		100	CGN	2018-2022	ICT
Bulk SMS	Promote public participation and engagement	500,000 people reached	creation of database of contacts for county residents		4		2018-2022	
CCTV security surveillance Centre	coordinate all ward and sub county office		Develop spec, procure and install		15	CGN	2018-2202	
Improvement of GSM	Availability of GSM net work	Nyandarua County	Installation and configuration of Network Masts	Improved Network coverage	10	CGN & PPP	2018-2202	ICT
Fibre optic cable	Increase Network coverage PP	connection to All county offices			219			
Streamline HR Procedures	To put in place a county manual of HR policies and procedures	Approval of the draft county human resource manual	Presentation of the draft manual to the Executive Committee for approval	Increase labour productivity	5M	County Government	2018	HR Directorate

Project Name/Location	Objectives	Targets	Description of Activities	Green economy considerations	Cost Kshs. millions	Source of funding	Time frame	Implementing Agency
Installation of ICT based personnel Resource Management Information System. (HRIS)	To ensure professional and efficient HR management in the County	Installation and operationalization of the HRIS	Procure the system, Installation of the system, Train the users on the system	Increase labor productivity, Stable governance	10	NGN	2018-2022	HR Directorate
Procure and install an ICT system for referencing and retrival	Improved service delivery to departments	one system	Procure the system, Installation of the system, Train the users on the system	Increase labor productivity, Stable governance	5	NGN	2018-2022	
Centralized ICT based Transport management system	Improved service delivery to departments	one system	Approved ICT& GIS based transport/fleet and machinery policy in place	A county transport/ fleet policy in place(including vehicles and machinery)	5	NGN	2018-2022	
Youth Internship and mentorship program	Improved service delivery to departments	600 Interns per year-4 per department-Quarterly.5000 youth mentored	provide internship for the youth	Increase labor productivity, Stable governance	35	NGN	2018-2022	120 Interns per year-4 per department-Quarterly1000 youth mentored
Staff rationalization ,Redundancy Based	Fully Profiled and rationalized work force	Comprehensive job descriptions, right placing golden handshake.	come up with a comprehensive job Description and Evaluation programme, Identify the job cadres in the various department	Increase labor productivity	300	County Government	2018-2019	HR Directorate

Project Name/Location	Objectives	Targets	Description of Activities	Green economy considerations	Cost Kshs. millions	Source of funding	Time frame	Implementing Agency
Conduct of legal audit and monitoring of legal compliance	To ensure compliance to procedures, policy and legislation by Departments	5	Preparation of TORs and work plans, Conduct of the legal audit and report writing, approval and adoption of the report by Cabinet, approval and adoption of the report by Cabinet	-Reduced disputes / court actions due to non-compliance with laws and procedure	10	County Government of Nyandarua	2018-2022	Office of the County Attorney
Reclaiming of Nyahururu town from Laikipia County to Nyandarua County.	To have Nyahururu Municipality under the administration of Nyandarua County Government.	1	Initiate political and legal processes for alteration of the Municipality boundaries ,Gazettement of the town and transfer of assets to Nyandarua County	-increased revenue collection from the Municipality	25	County Government of Nyandarua	2018-2022	Office of the County Attorney in collaboration with other County Departments and National Government entities.

FINANCE AND ECONOMIC PLANNING

Project Name/ Location	Objectives	Targets	Description of Activities (Key Outputs)	Green Economy considerations	Cost (Kshs. Million)	Source of funding	Timeframe	Implementing Agency
Public Finance Management	To ensure prudent utilization of county public financial resources		Payments and processing of requisitions, Financial Reporting, Formulation & Publication of Debt Management strategy and debt register, budget Formulation Coordination and Management, administration of County Special funds		445.5	CGN	2018-2022	County Treasury
Economic Modelling and Research	to improve the management of County Economic Development	10 Economic Models produced and 5 Economic Research Conducted	conduct of research; Economic modelling		50	CGN	2018-2022	County Treasury
County GIS based statistcal database	to facilitate the collection and storage of county vital statistics for decision making	a County statistics unit formed GIS based database established	establishment of Statistics Unit		100	CGN	2018-2022	County Treasury

Project Name/ Location	Objectives	Targets	Description of Activities (Key Outputs)	Green Economy considerations	Cost (Kshs. Million)	Source of funding	Timeframe	Implementing Agency
Economic development planning	to improve the management of County Social-economic Transformative Development Agenda	End Term Review of the 2013-17 plans; Midterm and endterm review of the 2018-2022 Plans (CIDP II, Sector plans, Departmental Strategic plans	preparation and review of County Plans		120	CGN	2018-2022	County Treasury
Development and operationalization of County M&E framework and System	to track progress in the implementation of County policies and Plans	County M&E policy. M&E Framework (committees); M&E system	Development/ domestication of County M&E policy. Re-constitution and initial training of M&E committees; Development of M&E system		107.5	CGN	2018-2022	County Treasury
Revenue and Business Development	To increase Revenue Mobilization at reasonable costs	Automated revenue collection 4 Revenue related laws	Automating revenue streams; levy payers profiling enactment of revenue related laws		140	CGN	2018-2022	County Treasury
County Supplies Branch	To Streamline procurement of common user goods	1 supplies unit	setting up of shop; bulk purchase of commn user goods, distribution to user departments on need basis		50	CGN	2018-2022	County Treasury
Disaster and risk mitigation	Disaster Reduction	County Emergency Fund	setting up of emergency fund		250	CGN	2018-2022	

PRODUCTIVE SECTOR

WATER, ENVIRONMENT, TOURISM AND NATURAL RESOURCES

On-going water projects

Water Project Name/ Location	Objectives	Targets	Description of Activities (Key Outputs)	Green Economy considerations	Cost (Kshs. Million)	Source of funding	Timeframe	Implementing Agency
Kasuku Water Project **Weru Oljoroorok ward**	To provide water to the fast growing Kasuku trading centre and its environs	Provide about 200 people with potable water	Lay distribution pipes to business premises.	Improved access/ affordability of basic services (energy, water, sanitation, etc.)- SOCIAL Water (slow-or-non –replenishing) –ENVIRONMENT Water efficiency(e.g. reduced leakage, advanced irrigation)	5	County Government	2017-2020	County Government
Ex Major Water Project **Weru OlJoroOrok Ward**	To provide water to the farming community within the project areas to improve their livelihoods	Provide about 500 people with water	Lay rising main, distribution lines and install pumping set	Improved access/ affordability of basic services (energy, water, sanitation, etc.)- SOCIAL Water (slow-or-non –replenishing) –ENVIRONMENT Water efficiency(e.g. reduced leakage, advanced irrigation)	7	County Government	2017-2020	County Government

Water Project Name/ Location	Objectives	Targets	Description of Activities (Key Outputs)	Green Economy considerations	Cost (Kshs. Million)	Source of funding	Timeframe	Implementing Agency
Oraimutia Water Project **Weru Oljoroorok ward**	To provide water to the farming community within the project areas to improve their livelihoods	Provide about 600 people with water	Lay distribution lines, purchase and install pumping set and connect electricity	Improved access/ affordability of basic services (energy, water, sanitation, etc.)- SOCIAL Water (slow-or-non –replenishing) –ENVIRONMENT Water efficiency(e.g. reduced leakage, advanced irrigation)	12	County Government	2017-2020	County Government
Mawingu Kagaa Water Project **Ol,kalou ward**	To provide water to the farming community within the project areas to improve their livelihoods	Provide about 200 people with water	Purchase and install pumping set, lay rising main, construct storage tanks and distribution lines	Improved access/ affordability of basic services (energy, water, sanitation, etc.)- SOCIAL Water (slow-or-non –replenishing) –ENVIRONMENT Water efficiency(e.g. reduced leakage, advanced irrigation)	20	County Government	2017-2020	County Government
Muiri Water Project **Ol,kalou ward**	To provide water to the farming community within the project areas to improve their livelihoods	Provide about 100 people with water	Construct pump house, purchase and install pumping set, lay rising main, construct storage tank and distribution lines	Improved access/ affordability of basic services (energy, water, sanitation, etc.)- SOCIAL Water (slow-or-non –replenishing) –ENVIRONMENT Water efficiency(e.g. reduced leakage, advanced irrigation)	7	County Government	2017-2020	County Government

Water Project Name/ Location	Objectives	Targets	Description of Activities (Key Outputs)	Green Economy considerations	Cost (Kshs. Million)	Source of funding	Timeframe	Implementing Agency
Munyeki Water Project **Ol,kalou ward**	To provide water to the farming community within the project areas to improve their livelihoods	Provide about 200 people with water	Construct pump house, purchase and install pumping set, lay rising main, construct storage tank and distribution lines	Improved access/ affordability of basic services (energy, water, sanitation, etc.)- SOCIAL Water (slow-or-non –replenishing) –ENVIRONMENT Water efficiency(e.g. reduced leakage, advanced irrigation)	4	County Government	2017-2020	County Government
Kaimbaga Water **Kaimbaga ward**	To provide water to the farming community within the project areas to improve their livelihoods	Provide about 500 people with water	Purchase and install pumping set, connect electricity and lay distribution lines	Improved access/ affordability of basic services (energy, water, sanitation, etc.)- SOCIAL Water (slow-or-non –replenishing) –ENVIRONMENT Water efficiency(e.g. reduced leakage, advanced irrigation)	10	County Government	2017-2020	County Government
Gitirima Water Project **Mirangine ward**	To provide water to the farming community within the project areas to improve their livelihoods	Provide about 300 people with water	Provide washouts and air valves along the pipe line	Improved access/ affordability of basic services (energy, water, sanitation, etc.)- SOCIAL Water (slow-or-non –replenishing) –ENVIRONMENT Water efficiency(e.g. reduced leakage, advanced irrigation)	2	County Government	2017-2020	County Government

Water Project Name/ Location	Objectives	Targets	Description of Activities (Key Outputs)	Green Economy considerations	Cost (Kshs. Million)	Source of funding	Timeframe	Implementing Agency
Gwa Kiongo Water Project **Mirangine ward**	To provide water to the fast growing Gwa Kungu trading centre.	Provide about 500 people with water	Lay distribution lines, complete the composite treatment unit and purchase chemical dozers.	Improved access/ affordability of basic services (energy, water, sanitation, etc.)- SOCIAL Water (slow-or-non –replenishing) –ENVIRONMENT Water efficiency(e.g. reduced leakage, advanced irrigation)	20	County Government	2017-2020	County Government
Mukungi Mumui Mikaro Water Project **Kipipiri ward**	To provide water to the farming community within the project areas to improve their livelihoods	Provide about 3,000peoplewith water	Lay 9 km of distribution lines to Mumui area.	Improved access/ affordability of basic services (energy, water, sanitation, etc.)- SOCIAL Water (slow-or-non –replenishing) –ENVIRONMENT Water efficiency(e.g. reduced leakage, advanced irrigation)	5	County Government	2017-2020	County Government
Kipipiri Malewa Water Project **Kipipiri ward**	To provide water to the farming community and trading Centre's within theproject areas to improve their livelihoods	Provide about 25,000 people with water	Rehabilitate gravity main, lay additional distribution lines and construct additional storage tanks to augment water supply to Miharati and Lereshwa are as.	Improved access/ affordability of basic services(energy, water, sanitation, etc.)- SOCIAL Water (slow-or-non –replenishing) –ENVIRONMENT Water efficiency(e.g. reduced leakage, advanced irrigation)	68	County Government	2017-2020	County Government

Water Project Name/ Location	Objectives	Targets	Description of Activities (Key Outputs)	Green Economy considerations	Cost (Kshs. Million)	Source of funding	Timeframe	Implementing Agency
Rehabilitation of Kinangop Ring Main **Kinangop**	To provide water to the farming community and trading centres within theproject areas to improve their livelihoods	Provide about 10,000 people with water	Rehabilitate gravity main, lay additional distribution lines and construct additional storage tanks.	Improved access/ affordability of basic services(energy, water, sanitation, etc.)- SOCIAL Water (slow-or-non –replenishing) –ENVIRONMENT Water efficiency(e.g. reduced leakage, advanced irrigation)	50	County Government	2017-2020	County Government
Tulaga Ngwataniro Water Project **Kinangop**	To provide water to the farming community within the project areas	Provide about 5,000peoplewith water	Construct in take works, lay gravity main, distribution lines and construct storage tanks	Improved access/ affordability of basic services (energy, water, sanitation, etc.)- SOCIAL Water (slow-or-non –replenishing) –ENVIRONMENT Water efficiency(e.g. reduced leakage, advanced irrigation)	10	County Government	2017-2020	County Government
Tulaga Muruaki Water Project **Kinangop**	To provide water to the farming community within the project areas to improve their livelihoods	Provide about 2,000peoplewith water	Rehabilitate existing pipelines to ensure reliable water supply	Improved access/ affordability of basic services (energy, water, sanitation, etc.)- SOCIAL Water (slow-or-non –replenishing) –ENVIRONMENT Water efficiency(e.g. reduced leakage, advanced irrigation)	10	County Government	2017-2020	County Government

Water Project Name/ Location	Objectives	Targets	Description of Activities (Key Outputs)	Green Economy considerations	Cost (Kshs. Million)	Source of funding	Timeframe	Implementing Agency
Karuang'i Water Project **Kinangop**	To provide water to the farming community within the project areas to improve their livelihoods	Provide about 500 people with water	Rehabilitate existing pipelines and construct a $50m^3$storage tank	Improved access/ affordability of basic services (energy, water, sanitation, etc.)- SOCIAL Water (slow-or-non –replenishing) –ENVIRONMENT Water efficiency(e.g. reduced leakage, advanced irrigation)	10	County Government	2017-2020	County Government
Kiburu Water Project **Kinangop**	To provide water to the farming community within the project areas to improve their livelihoods	Provide about 400 people with water	Rehabilitate existing pipelines to ensure reliable water supply	Improved access/ affordability of basic services (energy, water, sanitation, etc.)- SOCIAL Water (slow-or-non –replenishing) –ENVIRONMENT Water efficiency(e.g. reduced leakage, advanced irrigation)	20	County Government	2017-2020	County Government
Rehabilitation of Kirima Water Project **Ndaragwa**	To provide water to the farming community within the project areas to improve their livelihoods	Provide about 10,000 people with water	Rehabilitate existing pipelines and construct a treatment works	Improved access/ affordability of basic services (energy, water, sanitation, etc.)- SOCIAL Water (slow-or-non –replenishing) –ENVIRONMENT Water efficiency(e.g. reduced leakage, advanced irrigation)	15	County Government	2017-2020	County Government

New Project Proposals

Project	Objectives	Targets	Description of broad Activities	Green economy considerations	Cost (Kshs. million)	Source of funding	Timeframe	Implementing Agency
Water Projects								
Development of water supply projects	To provide water for agribusiness and consumption community within the project areas to improve their livelihoods	Provide portable water to 150,487 households through water infrastructure projects	Construction of water intakes, drilling and equipping of boreholes. laying of rising lines, gravity main, laying of distribution lines and construct storage tanks to augment water supply, planting of indigenous tree along the rivers and water catchment	Improved access/ affordability of basic services (energy, water, sanitation, etc.)- SOCIAL, Water (slow-or-non –replenishing) – ENVIRONMENT, Water efficiency(e.g. reduced leakage, advanced irrigation)	1,050	Nyandarua County Government	2018-2022	Nyandarua County Government
Rehabilitation of water supply projects	To provide water to the farming community within the project areas to improve their livelihoods	County wide	Rehabilitate water intakes, boreholes laying of rising lines, gravity main, laying of distribution lines and construct storage tanks to augment water supply		100	Nyandarua County Government	2018-2022	Nyandarua County Government

Project	Objectives	Targets	Description of broad Activities	Green economy considerations	Cost (Kshs. million)	Source of funding	Timeframe	Implementing Agency
Construction and rehabilitation of small dams and water pans	Provide water for human, livestock and irrigation in the county	50 dams (Two in every ward)	Construct, De-silt, repair breached sections of the embankments, provide water draw-off points cattle troughs , fencing and planting of indigenous tree along the Dams and water catchment and provision beehives		150	Nyandarua County Government	2018-2022	Nyandarua County Government
Development of small scale irrigation projects	Provide water for human, livestock and irrigation in the county	40000 acres under irrigation	Construction of nine irrigation projects take works, lay gravity main, distribution lines and construct storage tanks for irrigation.	Water (slow-or-non –replenishing) – ENVIRONMENT Water efficiency(e.g. reduced leakage, advanced irrigation) Water efficiency(e.g. reduced leakage, advanced irrigation)	396	Nyandarua County Government	2018-2022	Nyandarua County Government
To develop a Water and Sewerage Master Plan	To improve management of water and sewer system	County wide	Study of surface and ground water resource potential of the county	Improved access/ affordability of basic services (energy, water, sanitation, etc.)- SOCIAL Water (slow-or-non –replenishing) –ENVIRONMENT	150	Nyandarua County Government	2018-2022	Nyandarua County Government

Project	Objectives	Targets	Description of broad Activities	Green economy considerations	Cost (Kshs. million)	Source of funding	Timeframe	Implementing Agency
Construction of water treatment Plant.	To improve water quality	County wide	Construction of storage tanks flocculation chambers, sand filters, clear and back washing tanks.	Improved access/ affordability of basic services (energy, water, sanitation, etc.)- SOCIAL Water (slow-or-non –replenishing) – ENVIRONMENT Water efficiency(e.g. reduced leakage, advanced irrigation)	700	National/ County Government	2018-2022	Nyandarua County Government
Construction of the six planned major Dams and the associated infrastructure.	To provide adequate and sustainable water for domestic, livestock and industrial purposes	County wide	Conduct pre-feasibility study, feasibility, surveying and construction of the reservoir	Improved access/ affordability of basic services - SOCIAL Water (slow-or-non –replenishing) – ENVIRONMENT Water efficiency(e.g. reduced leakage, advanced irrigation)	61,000	National Government	2018-2022	Nyandarua County Government
Develop a reliable Sewerage and Waste Water System for Olkalau and other major towns	Provide conventional safe waste water disposal services	Provide portable waste and water services to 600 households	Development sewerage master plan, Construction of waste water stabilization, ponds, operators houses and laboratory		16000	Nyandarua County Government	2018-2022	Nyandarua County Government
Environment Management								

Project	Objectives	Targets	Description of broad Activities	Green economy considerations	Cost (Kshs. million)	Source of funding	Timeframe	Implementing Agency
Improvement and cleaning of storm water drains in urban centers	To promote sanitary conditions for all residents	Major urban centres	Inadequate management of solid waste resulting to clogging of drains	Proper collection and disposal of solid waste and rubble	30	NG	2018-2022	Water, Environment, Tourism and Natural Resources
Liquid waste water management facilities and equipment's	To provide adequate services and dignity	County wide	Providing exhauster services to private and public customer and institutions	Exclude contamination and pollution of environmental elements.	30	CGN	2018-2022	
Environmental awareness and greening of community and public institutions	To enhance knowledge and involvement in environmental projects	County wide	Awareness events Initiation and monitoring of practical greening projects	Increasing tree cover, carbon sink, income, stewardship among generations	55	CGN	2018-2022	Department of Water, Environment, Tourism and Natural Resources
Beautification, tree planting and clean-up of sub-county headquarters	To make headquarters clean, livable and attractive headquarter	Sub –county headquarters	Construction of pathways, planting trees, vegetation, parks	Increasing tree cover, carbon sink, income, stewardship among generations	200	CGN	2018-2022	Department of Water, Environment, Tourism and Natural Resources
Tourism and natural Resources**:**								
Establishment of five (5) Star rated tourist hotels	To increase number of tourist in the County	3000 visitors per annum	Construction and marketing of a star- rated hotels	Improve foreign currency reserves	5,000	PPP	2018-2022	CGN /NG

Project	Objectives	Targets	Description of broad Activities	Green economy considerations	Cost (Kshs. million)	Source of funding	Timeframe	Implementing Agency
Gazettement, Rehabilitation, dredging, conservation of Lake Olbolosatt	To boot the number of tourists in the county	3000 visitors per annum	Consolidating a joint stake holders committee. Surveying to establish the area of the lake and then riparian. Compensating the affected families Importing other animals in to the lake area to establish a county game reserve. Installing other support facilities, toilets, bore hole to provide water, electricity and a leisure park. Partnering with the community/ sector to run the facility. Incorporate the facility in the tourism circuit and market it as an important tourism site.	Improve the efficiency of use of lands, water, energy and natural resources increasing the productivity, enabling growth. Increase preservation of natural resources	2,100	National government and the CGN	2018-2022	National government and County government,

Project	Objectives	Targets	Description of broad Activities	Green economy considerations	Cost (Kshs. million)	Source of funding	Timeframe	Implementing Agency
Development of tourism sites 1.Ol'kalou recreational park 2. Development of the 3 equator monuments. 3. Development of the Mau Mau fighters' monuments i.e. Kimathi and Kungu Karumba 4.Development of Wanjohi and Ndaragwa falls.	To boost the number of tourists in the county	100,000 visitors per annum	Fencing of the Ol'kalou forest park. Developing a water pan. Installation of support facilities i.e. toilets, electricity, trails sitting benches and water points. Importing herbivorous animals i.e. zebras, gazelles, warthog in the park. Partnering with the community/private sector to run the facility. Incorporating the facility in the tourism circuit and marketing. Drawing of monumental designs. Development of the support facilities a toilet, curio shops and a water point. Gwa kungu and Kinangop areas monuments installation. Partnering with the community/ private sector to run the facility. Incorporating the facility in the tourism circuit and marketing the facility Installation of support facilities i.e. toilet, water point and curio stalls and marketing the facilities.	Preserved cultural heritage, Improved foreign currency reserves	225	CGN	2018-2022	Tourism Department

Project	Objectives	Targets	Description of broad Activities	Green economy considerations	Cost (Kshs. million)	Source of funding	Timeframe	Implementing Agency
Tourism marketing events (WWD, MISS TOURISM, SPORT FISHING, MOTOR Rallies, FESTIVALS, MARATHONS, MICE concept)	Increased number of tourism	Promotional materials and events	Tourism mapping(profiling) and documentationNumber of Marketing events done ,Tourism Marketing exhibitions	Improved terms of trade and competitiveness.	81	CGN	2018-2022	Department of Water, Environment, Tourism and Natural Resources
Gazettement and protection of archeological sites that captures historical artifacts and profile the Colonial White mischief valley homes and Mau Mau caves	Promote tourism and enhance conservation of the sites	Mapping of the Colonial White mischief valley homes done	No. of sites gazette and conserved	Increased biodiversity	120	NG & CGN	2018-2022	Department of Water, Environment, Tourism and Natural Resources

Project	Objectives	Targets	Description of broad Activities	Green economy considerations	Cost (Kshs. million)	Source of funding	Timeframe	Implementing Agency
Rehabilitation of quarries	To ensure sustainable utilization of natural resources, conservation of the environment and safety.	None in place	Number of quarries visited, and quarry personnel trained ,Training of the quarry personnel	Poverty reduction	10	CGN	2018-2022	Department of Natural Resources
Tree planting ,afforestation ,reforestation and creation of forests	Attain over 30 % forest cover	3030 hectares of New forest cover	proportion of farmers practicing commercial agro forestry	Increased preservation of natural resources	50	NG and CGN	2018-2022	Department of Water, Environment, Tourism and Natural Resources
			Area of land rehabilitated through reforestation.			County government and National Government		
Promotion of Agriculture through production organic fertilizer	Provision Affordable organic fertilizer		Feasibility study on lake olbolosat, Extraction ,processing and marketing	Promotion of wetland	10	NG and CGN	2018-2022	
Tree for Income generation	Commercial use especially for youth groups	1000 ha of bamboo trees	Bamboo Forest coverage in Aberdare ranges (ha)	Increased preservation of natural resources	110	NG and CGN	2018-2022	Department of Environment & Natural Resources

Project	Objectives	Targets	Description of broad Activities	Green economy considerations	Cost (Kshs. million)	Source of funding	Timeframe	Implementing Agency
Human wildlife conflict management	Reduced human wildlife conflict	Community committee in place.	No. of areas mapped and fenced or excavation of trenches	Increased preservation of natural resources	15	County Government	2018-2022	Department of Water, Environment, Tourism and Natural Resources

Stalled Water Projects

Project Name	Location	Description of activities	Reasons for stalling
Manyatta Water Project	Rurii	Rehabilitation of borehole and laying of pipes	Vandalisation
Silanga water project	Rurii	Rehabilitation of borehole and laying of pipes	Vandalization

COOPERATIVES TRADE AND ENTERPRISE DEVELOPMENT

Programme name: Financial services and Trade Development

Table 17: On-going projects

Project Name/ Location*	Objectives	Targets	Description of Activities (Key Outputs)	Green Economy considerations	Cost (Kshs. Million)	Source of funding	Timeframe	Implementing Agency
Improvement Of Miharati Market Shed	To promote private sector development through enterprise and entrepreneurship development	Miharati small scale traders	Market sheds		0.678,919	County government	2016/17	Department of trade

New Project Proposals

Project Name/Location	Objectives	Targets	Description of Activities	Green economy considerations	Cost (Kshs. Million)	Source of funding	Timeframe	Implementing Agency
Programme name: Financial services and Trade Development								
Modern wholesale Agricultural Market at Magumu	Ready markets and competitive prices for horticultural produce	County land at Matches	A fully operationalized modern horticultural market		**143**	CGN/ NG/PPP		
Development of Modern markets	Ready markets and improved prices for commodities	19 markets	Identification of sites, Upgrading and improvement of existing market sheds/ stalls , Construction, Capacity building of market committees, Maintenance of Markets,	3	118	CGN	2018-2022	Department of trade
Development of modern trading stalls		None		1	44	CGN	2018-2022	Department of trade
operationalize the SHOMAP markets	Increased marketing of produce	4 SHoMAP projects		1	8	CGN	2018-2020	Department of trade

County trade fair and exhibition		5	Venue identification, Vetting of exhibitors, Advertisement	Trade competitiveness	10	CGN	2018-2022	Department of trade
Nyandarua County micro-finance Fund		4075 business funded	Form filling, Vetting committees, disbursement and recover	Reduced income inequality	1000	CGN	2018-2022	Department of trade
Industrial parks and special economic zones	Make county a trade hub	1	Set up of supporting infrastructure	Reduce income inequality, create employment, Trade competitiveness	1000	CoGN, PPP	2018-2022	Department of trade
Nyandarua County investment Promotion corporation	Increased private sector investments	None	Enactment of law	1	100	CGN		
Investment promotion	Promoting Investment	1 investors conference and sector profiles	Investors conference ,mapping and profiling	Trade competitiveness	50	CoGN	2018-2022	Department of trade
Regional economic block	regional economic block for trade promotion	5	Integration with other counties to foster trade as a block	Trade competitiveness	400	CoGN	2018-2022	Department of trade
Cooperative development								
Promotion of cooperative movement	Increase sale and purchase bargaining power	112 cooperatives	Operationalization of Nyandarua Cooperative Union) revived cooperatives,ii) new cooperatives and SACCO	Seller bargaining power,price stability, cooperate governance	102	CGN	2018-2022	Department of cooperatives
Construction and operationalization of vegetable cold rooms	To reduce post-harvest losses and stabilization of market prices by controlling supply	5	Sites identification, Electricity connection, Construction of housing	Poverty reduction, Improved terms trade, food security, Increased economic stability	200	CoGN	2018-2022	Department of cooperatives
Industrial and enterprise development								

Development of jua kali centres	Increased Innovations and competitiveness	6 jua kali centres	site identification , Construction equipping and operationalization	3	105	CGN	2018-2022	3
Promotion of cottage industries	Developed Micro and small cottage industries	200 micro and small cottage industries	site identification , Construction equipping and operationalization	100	100	CGN	2018-2022	department of Industrialization & Enterprise
Milk processing plant	increased household income for dairy farmers; Stable milk prices; Improved productivity	4 privately owned	Feasibility studies, site identification , Construction equipping and operationalization	1	2,000	CGN/ PPP	2018-2022	department of Industrialization & Enterprise
Potatoes, fruits and vegetables processing and canning plant	Households enterprise diversification and increased incomes: Stable Prices	1 Privately owned	Feasibility studies, site identification , Construction equipping and operationalization	1	1,000	CGN/ PPP/NG	2018-2022	department of Industrialization & Enterprise
Dry Port at Naivasha SGR main terminal	Local and regional export to East Africa community	1 port	Feasibility Studies, set up and operationalization of the dry port	1	1,000	CGN/ NG/PPP	2018-2022	department of Industrialization & Enterprise
Agro processing plants	Improved household income	Operational factories on: Sugar beet, giant Bamboo plant, Maize/ Feed Mills and Hide and Skin Tannery	Feasibility studies, site identification , Construction equipping and operationalization		2,500	CGN/ PPP	2018-2022	department of Industrialization & Enterprise
Weight and Measures								
Inspection and verification of weights and measures	to promote fair trade practices	6,500	conduct Field verifications and inspections	promotion of fair trade	30	CGN/NG	2018 - 2022	Department of trade

Stalled Projects

Project Name	Location	Description of activities	Reasons for stalling
Shomap Markets :Ololiondo, Miharati, Soko Mpya, Ndaragwa ESP markets	Olkalau, Kipipiri, Kinangop and Ndaragwa sub county	Handing over, completion of Miharati market, Construction of acceleration lanes on the highways, Operationalizing	Lack of handover from National government to County government

SPORTS, YOUTH & ARTS

Programme: Sports Development

On-going projects

Project Name/ Location*	Objectives	Targets	Description of Activities (Key Outputs)	Green Economy considerations	Cost (Kshs. Million)	Source of funding	Timeframe	Implementing Agency
Olkalau Stadium/ **Olkalau**	To upgrade Olkalau stadium to International Standards	International Stadium	Dias Running tracks VIP toilets Toilets Changing Rooms Terraces & Drainage Pitch flood lights Courts and Pitches Indoor games facilities	Increase revenue collections Creation of employment Increase competitiveness and promote sport tourism	500	National Government County Government	2018-2022	National Government County Government
Promotion of Ball games and athletics	Create platform for athletes to showcase and market their talents.	Improve Sports	200 teams at Ward level, 50 Sub-county, 6 County & 1 KYISA tournaments. 1 cross country,1 Track & Field,1Beyond Zero and 1 Lake Olbolosat	Increase revenue collections Creation of employment Increase competitiveness and promote sport tourism	175	County Government	2018-2022	County Government

Equipment, Awards and Uniform	Purchase and distribute sporting equipment to teams to promote sports	Promote sports	800 soccer balls 280 volleyballs 12 Trophies	Increase revenue collections Creation of employment Increase competitiveness and promote sport tourism	50	County Government	2018-2022	
Regulation of Sports	County Sports Policy and Act established to manage and legalize sports in the county.	Bills, Policy and Sports Act	Sports policy and act enacted	Promote sporting activities in the county	2	County Government	2018	County Government

New Project Proposals

Project	Objectives	Targets	Description of Activities	Green Economy Considerations	Cost Kshs Millions	Source of funding	Timeframe	Implementing Agency
Programme 1: Sports development								
Upgrading of County Stadia	Economic gains through promotion/attraction of sports, tourism, and revenue generation, creation of employment and business opportunities.	Upgrading of Ol'Kalou stadium ongoing with the following components: i)Leveling of football pitch complete ii)Planting grass in foot pitch done iii)Running tracks ongoing iv)Dias construction ongoing	; Fencing & Gates; construction of Toilets and Dias, swimming pool ,Indoor games facilities	i)Tracks Drainage ii) Walling and Toilets	500M	NG/ CGN	2018-2022	Sports department
Development of ward playing grounds		i) 19 existing playing fields ii) 8 wards without playing fields	Land acquisition; Leveling, perimeter wall toilets and dais	5 pitches 2 toilets	200M	CGN	2018-2022	Sports department
				Purchase 1 4acre playing field	40	CGN	2018-2022	Sports department
				Develop 1 pitch		CGN	2018-2022	Sports department
				Construct 1 toilet		CGN	2018-2022	Sports department

Promotion of sports(athletic football and indoor games)	Platform created for athletes to showcase and market their talents.	200 teams at Ward level, 50 Sub-county,6 County		200 teams at Ward level, 50 Sub-county,6 County	125	CGN	2018-2022	Sports department
		1 cross country,1 Track & Field,1Beyond Zero and 1 Lake Olbollosat	Talented youth engaged in a structured league throughout the year.		50	CGN	2018-2022	Sports department
		11 football teams participating in the five different leagues		Branch league	100	CGN	2018-2022	Sports department
High Altitude Training (sports Academy)	Sports talents supported and sustained through establishment of High Altitude Athletics, football and indoor games Training Academy in the County	One football academy constructed and one athletic academy constructed both with indoor games	feasibility study, fund agreement and construction		750	CGN/ NG/PPP	2018-2022	Sports department
Regulation of sports	County Sports Policy and Act established to manage and run sports in the county.	1 Sports policy and Act in place awaiting Cabinet approval.	Sports policy and act enacted	Bills, Policy and Sports Act in use once approved by the cabinet and assembly	-	-	2018-2022	Sports department
Equipment, Awards and Uniform	Sporting equipment purchased and distributed to identify participating teams in a given event.	375 teams & Athletes identified and supplied with equipment and uniform	No of teams identified and supplied with sporting equipment and uniform	150 soccer balls, 100 volleyball and 20 trophies	50	CGN	2018-2022	Sports department
Programme 2 : Youth Affairs								
Youth Empowerment and Support	Sustainable Youth income generating projects	125 incubators, 125 green house tree nurseries beds, fruit and vegetable farming and 125 car wash machines	Purchase and distribution ,and connection to markets		195	CGN	2018-2022	Department of Youth

Youth centers	Technological Empowered Youth, Job Creation-Online Jobs	5 Youth centers fully Equipped and in use 1 per Sub-county and a functional Nyandarua County Youth website		1	50	CGN	2018-2022	Department of Youth
Affirmative Action-30% Govt Tenders	Economically empowered youths	500 youth Companies Prequalified awarded Tenders, Trained and signed Financial MOUs			10	CGN	2018-2022	Department of Youth
Establishment of ICT Resource and incubation centers	Improved Innovation and research	7 ICT Resource and incubation centers	No. of incubation centers/i-hubs established in the county	2	20	CGN	2018 2022	Department of Youth
Programme 3 : Arts Development								
Talent Development Events	Platform created through annual event for Youth to Showcase/ Market their talents.	5 Events from Ward level	Organise show events and exhibitions held from Ward to County Level.	1	50	CGN	2018 2022	Arts Development
A fully functional iconic theatre and production studio	Promoting performing arts and music	One theatre and production studio	Funding proposal and construction	-	400	CGN/ NG	2018 2022	Arts Development
Fully equipped and functional Art Centre	Promoting art and craft	One Art Centre	Funding proposal and construction	-	20	CGN	2018 2022	Arts Development

INFRASTRUCTURE SECTOR

ROADS PUBLIC WORKS AND ENERGY

On-going projects

Project	Objectives	Targets	Description of Activities	Green Economy Considerations	Cost Kshs Millions	Source of funding	Timeframe	Implementing Agency
Upgrading of existing roads network to gravel standards	Improve connectivity and access to services	850 km	Grading, gravelling drainage works	Enabler for Social economic development for Poverty reduction	1,250,000,000	CGN	2018-2019	Department of transport, Energy and public works
Maintenance of existing roads	Improve connectivity and access to services	1710km	Grading, gravel patching and drainage works	Enabler for Social economic development for Poverty reduction	2,000,000,000	CGN	2018-2019	Department of transport, Energy and public works
Construction of drainage structures	Improved accessibility and connectivity	25kms of drainage works	Design and construction of box culverts and /or bridges	Reduction in cost of maintenance of the road infrastructure	20,000.000	CGN	2018-2019	Department of transport, Energy and public works
Upgrade of roads to bitumen standards	Improved accessibility and connectivity	696 km	Report and follow up	Enabler for Social economic development for Poverty reduction	33,000,000,000	National govt./CGN	2018-2020	National Govt. and CGN
Road classification	Improved accessibility and connectivity	1 data base	Identification classification	Improved access	10,000,000	National govt. /CGN.	2018-2019	National govt. and CGN
Upgrade of bus parks	Improved accessibility and connectivity	18No.	Identification Design Construction	Security, Health and improved access to transport	100,000,000	CGN	2018-2019	Department of transport, Energy and public works
Development of boda boda sheds	Improved accessibility and connectivity	80 No.	Identification Design construction	Security, improved access to transport	50,000,000			Department of transport, energy and public works

Preparation of a Transport Master Plan	Improved coordination of services	1 No.	Collection of data Analyzing of data documentation	Improved service delivery	1,000,000	CGN	2018-2019	Department of transport, Energy and public works
Purchase of firefighting equipment	Reduction of property losses	5 No.	Procurement	Poverty reduction	100,000,000	CGN	2018-2019	Department of transport, Energy and public works
Hire and training of fire marshals	Capacity building	118 No.	Appoint Train	Improve services	10,000,000	CGN	2018-2019	Department of transport, Energy and public works
Construction of fire stations with base station communication equipment	Improved coordination of services	5No.	Procurement Construction Equipping	Reduce vulnerability to fire and natural disaster exposure	100,000,000	CGN	2018-2019	Department of transport, Energy and public works
Design, documentation and supervision of structures	Sound, standard and modern buildings	As per user clients requests	Design, documentation and construction Supervision	Improved net savings	As per the user clients budgets	CGN	2018-2019	Department of transport, Energy and public works
Installation of transformers and implementation of last mile connectivity and security flood lights	Enhanced security	700 Transformers and last mile connectivity	Procurement Installation	Enable a 24 hr. economy	800,000,000	CGN/ NATIONAL GOVT.N/ REA	2018-2019	Director CGN/ NATIONAL GOVT.N/REA ate of Energy

New Project Proposals

Project	Objectives	Targets	Description of Activities(Key Outputs)	Green economy considerations	Cost (Kshs. millions)	Source of funding	Timeframe	Implementing Agency
Upgrading of existing roads network to gravel standards	Improve connectivity and access to services	850 km	Grading, gravelling	Enabler for Social economic development for Poverty reduction	5,760	CGN	2018-2022	Transport Department
Maintenance of existing roads	Improve connectivity and access to services	1710km	Grading, gravel patching and drainage works	Enabler for Social economic development for Poverty reduction	200	CGN	2018-2022	Transport Department
Construction of drainage structures	Improved accessibility and connectivity	25kms of drainage works	Design and construction of box culverts and /or bridges	Reduction in cost of maintenance of the road infrastructure	20	CGN	2018-2022	Transport Department
Upgrade of roads to bitumen standards	Improved accessibility and connectivity	696 km	Report and follow up	Enabler for Social economic development for Poverty reduction	33,000	National govt./CGN	2018-2022	Transport Department
Reclaiming and grade encroached road reserves	Improved accessibility and connectivity	460 km No Km Reclaimed	Purchase and grading	Enabler for Social economic development for Poverty reduction	40	CGN	2018-2022	Transport Department
Establishment of a Research and Development Unit (lab)	Efficient and cost-effective method for rural access roads maintenance and construction	Adoption of new methods for roads construction	Purchase and grading	Enabler for Social economic development for Poverty reduction	20	CGN	2018-2022	Transport Department
Upgrade of bus parks	Improved accessibility and connectivity	18No.	Identification,	Security, Health and improved access to transport	100	CGN	2018-2022	Transport Department
Development of boda boda sheds	Improved accessibility and connectivity	80 No.	Identification, Design, construction	Security, improved access to transport	50		2018-2022	Transport Department

Preparation of a Transport Master Plan	Improved coordination of services	1 No.	Collection of data, documentation Analyzing of data	Improved service delivery	4	CGN	2018-2022	Transport Department
Up-grade of road network in all Sub County Headquarters	Improved business environment	13 Sub County infrastructure upgrade	5	5	1	CGN/NG	2018-2022	Transport Department
Developed and operational GIS based road management system	Improved decision making in fund mobilisation and allocation for roads	1 system	0	0	5	CGN	2018-2022	Transport Department
Purchase of firefighting equipment	Reduction of property losses	5 No.	Procurement	Poverty reduction	100	CGN	2018-2019	Transport Department
Construction of fire stations with base station communication equipment	Improved coordination of services	5No.	Construction	Reduce vulnerability to fire and natural disaster exposure	100	CGN	2018-2019	Transport Department
Installation of transformers and implementation of last mile connectivity and security flood lights	Enhanced security	700 Transformers and last mile connectivity	Procurement Installation	Enable a 24 hr. economy	800	CGN/ NATIONAL GOVT.N/ REA	2018-2019	Director CGN/ NATIONAL GOVT.N/REA ate of Energy
Alternative source energy	Enhanced security Alternative form of energy	30%	feasibility and Utilisation of alternative source	Increased preservation of natural environment	200	CGN/ NATIONAL GOVT.N	2018-2022	Department of transport, Energy and public works

Revive the existing rail way and up-grade to SGR standards	Improved accessibility and connectivity	60km	Design, Documentation, Procurement	Improved access	500	CGN/ NATIONAL GOVT./ KENYA RAILWAYS	2018-2022	Department of transport, Energy and public works and
Opening and development of new roads County wide	To increase connectivity and access to services	120kms	Purchase of access roads Grading, gravelling drainage works	Improved accessibility and poverty reduction	400	CGN	2018-2022	Department of transport, Energy and public works
Construction of a new airport at Kinangop	Improved accessibility and connectivity	1 No.	Design,Earth works,launching	Improved accessibility and poverty reduction	1,000	CGN/ NATIONAL GOVT.	2018-2022	CGN/ NATIONAL GOVT.
construction of facilities and maintenance	effective and efficient working environment	3 No.	Design,Earth works,Construction	Efficient and effective work environment	5	CGN	2019-2021	Department of transport, Energy and public works
Data base management system and the supporting ICT equipment and support infrastructure	effective and efficient working environment	System and hardware	Procure of the software computers, laptops and accessories, furniture	effective and efficient working environment	50	CGN	2018-2022	Department of transport, Energy and public works

Inter-County connectivity	Provide roads network connectivity to the Central Kenya trading block	100 Kms of road linking Nyandarua-Nyeri, Nyandarua-Laikipia, Nyandarua-Nakuru, Nyandarua-Murang'a	Open the road linkages between Nyandarua-Nyeri through Geta- Ihururu road connection. 2. Open the linkages:- Nyandarua-Laikipia through Uruku connection.3. Open the linkages:- Nyandarua-Nakuru through Milangine- Kabazi, Ngorika- Mbaruku, Kanyiriri- Gilgil connections 4. Open the linkages:- Nyandarua-Murang'a through Njabini- Kiarutara connection.	Improved access, economy growth	5,000	National Govt./ County Govt.	2017-2022	CGN/ NATIONAL GOVT.
Provision of paved roads and drainage system in all Sub County Headquarters	Up-grade of road network in all sub county Headquarters	Ol'kalou, Miharati, OlJoroOrok, Ndaragwa, Engineer, Njabini		Improved access, economy growth	1,000	National Govt./ County Govt.	2017-2022	National Govt./ County Govt.
Construction supervision for the official housing for the County Leadership (Governor, Deputy Governor & Speaker)	Standard Residences for the Governor, Deputy Governor & Speaker	3 No residential houses	Concept and design approved	Conducive residential for effective and ambient environment	300	County Govt	2017-2022	

Project design, documentation and construction supervision for ward complex office to house legislative and Executive Arm)			No. of buildings completed		500	County Govt		CGN
Project design, documentation and construction supervision for the official housing for the County Leadership (health club,Assembly Twin block office)			No. of buildings completed		507	CGN		CGN

LANDS, HOUSING AND PHYSICAL PLANNING

On-going projects

Project	Objectives	Targets	Description of Activities	Green Economy Considerations	Cost Kshs Millions	Source of funding	Timeframe	Implementing Agency
Construction of the County Land Office at Ol'Kalou (Project in progress)	Building of Ardhi house for the County	Building of Ardhi house for the County	-Substructures(provisional) -Reinforced concrete frame -finishing -Drainage works -Data and voice works,Electrical works	EIA has been done and environmental management audit will be done after completion of the project	130M	County Government of Nyandarua	2018-2022	County Government of Nyandarua

Survey &mapping services for Rurii, Githioro, Kiamba, Magumu, Mbuyu, Turasha	Securing of land ownership documents (Land tenure security)	To develop town plans	Come up with surveyed towns		50M	County Government of Nyandarua	2018-2022	Survey department County Government of Nyandarua
Preparation of county Spatial plan (Project in progress)	Policy framework for profiling of County land related information using GIS for economic, social and political gains	County spatial plan	Develop strategy for transforming agriculture Develop strategies for offering diverse tourist products Prioritize protection and conservation	EIA has been done and environmental management audit will be done after completion of the project	110M	County Government	2018-2022	Physical planning directorate, County Government of Nyandarua

New Project Proposals

Project Name/ Location	Objectives	Targets	Description of Activities	Green Economy Considerations	Cost (Kshs. million)	Source of funding	Time frame	Implementing Agency
Purchase of parcels of land for social amenities	Provision of land for public use	As per demand	Valuation Purchase of land		200M	Nyandarua county	2018-2022	Lands department County Government
Acquisition of land for access road	Enhanced connectivity	38 parcels of land have been acquired	No. of access roads acquired		150M	Nyandarua county	Done on request	Lands department County Government
Survey and mapping villages squatter and public utilitites	Securing of land ownership documents(Land tenure security)	Mapping of all villages in Nyandarua County	Come up with surveyed towns and squatter villages		95	Nyandarua county	2018-2022	Lands department County Government

Provision of parking lots in Ol'Kalou town	Improvement urban drainage and walkways Parking lots bring order and enhanced revenue collection	To be replicated in all main urban centres	Construction of parking lots		75	Nyandarua county	2018-2022	Lands department County Government
Titling and marking of public land	Protection of public utility land	220 dams	Land Inventory Audit		70	Nyandarua county	2018-2022	Lands department County Government
Construction of walkways, drainage channels in all main urban centres	Construction of walkways, drainage channels	To be replicated in all main urban centres	Construction of walkways, drainage channels and constructed		**75**	Nyandarua county	2018-2022	Lands department County Government
Resolving Ol'Kalou town multiple allocations	Land tenure security	All blocks Ol'Kalou Township	No. of disputes resolved		350	Nyandarua county	2018-2022	Lands department County Government
Preparation of Ol'Kalou, Engineer, Mairo-Inya, OlJoroOrok Miharati and Njabini zoning plan	Policy framework to guide development and ensure compliance with development control measures for economic and social gains	Policy framework to guide development and ensure compliance with development control measures for economic and social gains	Completion of the zoning plan and issuance of Charter		200	Nyandarua county	2018-2022	Lands department County Government
Preparation of local physical development plans	Securing of land ownership documents (Land tenure security)	local physical development plans	Land tenure security		25	Nyandarua county	2018-2022	Lands department County Government
Development control	Orderly development and enhanced revenue generation	Controlled development	Planning		20	Nyandarua county	2018-2022	Lands department County Government
Address system	Street naming	Postal address system			**5**	Nyandarua county	2018-2022	Lands department County Government

Development of County land bank	Increased capacity for investment	Purchasing of land	Purchasing of land		2000	Nyandarua county	2018-2022	Lands department County Government
Purchase Land for County Headquarter expansion	Expansion of Government square	Construction of County offices	Expansion of headquarters		200	Nyandarua county	2018-2022	Lands department County Government
Preparation of County Urban Integrated Development strategy (CUIDS)	Reference for urban Development	Preparation of County Urban Integrated Development strategy	Preparation of County Urban Integrated Development strategy		5	Nyandarua county	2018-2022	Lands department County Government
Construction of affordable housing units	Improved low/middle grade housing	Construction of affordable 600 housing units	Construction of housing units		2000	Nyandarua county	2018-2022	National Government
Appropriate building Technology(ABT)	Adoption of low cost building technology	10 ABTs centres at Youth polythenique	Building of ABTs		50	Nyandarua county	2018-2022	Lands department County Government
County lighting	Enhanced security and extended business hours	Erecting street lighting poles	Erecting street lighting poles		**200**	Nyandarua county	2018-2022	Lands department County Government
Urban upgrading and construction of parking lots	Improvement of urban drainage and walkways parking lots bring order and enhanced revenue collection	construction of parking lots	construction of parking lots		75M	Nyandarua county	2018-2022	Lands department County Government
Construction of lands offices and furnishing	Construction of an office block at Ol'Kalou is in progress	Construction of One office block	Construction of an office block		130M	Nyandarua county	2018-2022	Lands department County Government
Ol Kalou ,Miru Inya Engeener Special Municipal Status	Chartered CGoN Headquarters	Upgrade of Ol -Kalou town	Upgrade of Ol -Kalou town		100M	Nyandarua county	2018-2022	National Government/World Bank/ County Government

HUMAN RESOURCE SECTOR

HEALTH SERVICES

Project	Objectives	Targets	Description of Activities	Green Economy Considerations	Cost Kshs Millions	Source of funding	Timeframe	Implementing Agency
On-going Projects								
Upgrade of JM Kariuki Memorial hospital to level 5-	Increase number of specialized services on offer at the facility	Number of new specialized services	Renovation and removal of asbestos of buildings- administration, MCH, Records, wards 1,2,3 and 4, kitchen, laundry, occupational store the old lab building,Construction of mortuary(kshs 40m),Procurement of various medical equipment(kshs 200),Improvement of sanitary facilities and upgrade of drainage and sewerage system (kshs20 M),Installation of an incinerator (kshs 20),Medical waste disposal,Installation of central command system (kshs 5m),Installation of an oxygen plant and reticulation system (kshs 23m) ,Construction of a central warehouse (kshs 20)	Reduced contamination by asbestos – Ecological risk Improved health care services	337	CGN & National Government	2017-2022	Department of health
Upgrade of Engineer hospital	Increase number of specialized services on offer at the facility	Number of specialized services offered	Construction and equipping of wards- Pediatrics, male and female medical wards, male and female surgical wards.Construction and equipping of kitchen and laundry units and store,Landscaping and covered walkways	Improved health care services	349	CGN & National Government	2017-2020	DoH

Project	Objectives	Targets	Description of Activities	Green Economy Considerations	Cost Kshs Millions	Source of funding	Timeframe	Implementing Agency
Managed Equipment Services	Increase access to specialized services	Renal services, theatres and radiology services	Payment of lease	Improved health care services	475	CGN	2017-2022	DoH
Infrastructure improvement for the existing dispensaries across the county	Increase access to basic health services	Number of operational facilities	Completion and equipping of Kihuho, Tumaini maternity, huhoini, Koinange, Gathiriga, Kimathi, Gichungo, Olaimutia, Nyairoko, Geta Forest, Pesi maternity, Kaimbaga, Charagita, Munoru, dispensaries, Kamuchege and Kwa haraka	Equitable access to health service	70	CGN	2017-2022	DoH
Completion of 29 stalled rural health project (iii) - ADB	Increase access to basic health services	Number of completed ADB projects	Completion of Leshau Pondo H.C., Kahembe Dispensary, Baari H.C., Maina and Mwangi H.C., Ndaragwa H.C – Block, Silibwet H.C., Ngorika H.C., Mirangine H.C., Olbolosat dispensary, Uruku dispensary, Pesi dispensary, Shamata H.C, Kirima Dispensary, Kaimbaga Dispensary, Kasuku H.C, Kiriogo Dispensary, New Mawingu H.C,, New Tumaini H.C., Geta H.C., Geta Forest dispensary, Bamboo H.C, Manunga H.C, Old Mawingu H.C, Murungaru H.C., Kenton Gitwe Dispensary, Heni H.C, Mutarakwa Dispensary, Weru H.C., Njabini H.C.	Equitable access to health service	100	CGN	2017-2022	DoH
Completion of stalled ESP projects	Increase access to basic health services	Number of completed ESP projects	Completion of works in Subuku H.C., Gatimu H.C., Ndemi H.C(with drug rehabilitation centre). and Bamboo H.C	Improved health care services	32	CGN	2017-2021	DoH

Project	Objectives	Targets	Description of Activities	Green Economy Considerations	Cost Kshs Millions	Source of funding	Timeframe	Implementing Agency
Procurement of drugs, commodities and services for treatment – for all health facilities	Enhance and increase access to drugs, treatments and services	Portfolio of drugs and treatments available at the facilities	Procurement of health commodities and technologies	Improved health care services	900	CGN	2017-2022	DoH
	Access of treatments and services at all stages	Convenience of access of services	Provision of subsidized/ free services for maternity and other disease programmes. These includes provision of free maternity services, provision of care and treatment to people suffering from diseases of concern. These include HIV/AIDs TB, immunization, reproductive health and malaria	Improved health care services and equitable access to services	1,200	CGN and National Government	2017-2022	DoH
	Access of health care services	Basic and specialized services and treatments	Provision of subsidized services for family planning and child-health, and provision of subsidized/free services in level II and III	Improved health care services and poverty reduction resulting from planned families	450	CGN	2017-2022	DoH
Administration, management of health facilities	Enhanced health management and administration	Specialized services in two hospitals, 27 H/Cs and 45 dispensaries	Payment of operations and maintenance costs – average facility transfers to hospitals and other health facilities is Kshs 200 million per annum	Improved health care services and poverty reduction	900	CGN, NHIF & National Government	2017-2022	DoH
County and sub-county health administration	Enhanced health management and administration	One county office and five sub-county offices	Payment of operations and maintenance costs	Improved health care services	275	CGN	2017-2022	DoH

Project	Objectives	Targets	Description of Activities	Green Economy Considerations	Cost Kshs Millions	Source of funding	Timeframe	Implementing Agency
Enhancement Standards & protocols adherence	Improved standards and operation procedures	Staff and patients at the facility	Dissemination and adherence to treatment protocols and standard operating procedures	Improved health care services	15	CGN	2017-2022	DoH
Solid Waste Management	To improve on management and treatment of waste in disposal sites	1 Backhoe	Purchase of backhoe	Environmental friendly management of solid waste	10	CGN	2017-2022	DoH
Operationalizing new disposal sites	Improve sanitation standards	3 disposal	Land Preparations to allow for disposal.	Improved sanitation and reduction of environmental pollution - Risks to the neighbourhoods	24	CGN	2017-2022	DoH
Employment/ hiring of cleaners and loaders	Improve sanitation standards	100	Hiring of casuals	Improved sanitation and reduction of environmental pollution – Health risks faced by the casuals	10	CGN	2017-2022	DoH
Establishment of community health units for disease control and response –Across the county	To promote healthy practices in households and community	15 community units	Training and establishing 15 community units	Improvement of health care services	15	CGN	2017-2022	DoH
Proposed new projects								

Project	Objectives	Targets	Description of Activities	Green Economy Considerations	Cost Kshs Millions	Source of funding	Timeframe	Implementing Agency
Upgrade of JM Kariuki Memorial hospital to level 5-	Increase number of specialized services on offer at the facility	Operationalizing additional diagnostic equipment	Construction of and equipping CT scan and MRI unit, and installation of ECG machine (kshs 200 m) ,Construction of additional wards – male and female surgical wards, orthopedic ward gynecological ward(Including Gender violence recovery center), pediatrics ward, ophthalmology ward, amenity, isolation ward, ICU and HDU units (kshs 300 m).Fencing of JM Kariuki Memorial hospital (Ksh 45 m) Construction equipping of regional pediatric teaching and referral hospital[1]	Improved health care services and poverty reduction given accessibility of services at the county	696	CGN & National Government	2017-2022	DoH
Upgrade of Engineer hospital	Increase number of specialized services on offer at the facility	Improved facility management	Construction of administration block (Ksh 12m),Procurement of additional land and construction of staff hospital quarters (kshs 100m),construction of perimeter wall and gates(kshs 20).Housing Procurement, installation and commissioning of an Incinerator (ksh 20).Housing, Procurement, conduiting, installation and commissioning of an oxygen plan (kshs 20)	Improved health care services	12	CGN & National Government	2017-2022	DoH
Expansion of KMTC	Increase training capacity at the institution	4 lecture halls,laboratory,and one Administration block,	Construction of an administration block, laboratory and four additional classes	Improved health care services	120	National Government	2017-2022	DoH

Project	Objectives	Targets	Description of Activities	Green Economy Considerations	Cost Kshs Millions	Source of funding	Timeframe	Implementing Agency
Upgrade of Health Centre to a Sub-County Level four facility	Increase number of specialized services on offer at the facility	Five Sub county Level four hospitals	feasibility study for upgrade,Construction and equipping of wards- Male and Female medical and surgical wards and pediatric ward,Construction and Equipping of Radiology unit, store, theatre and laboratory,onstruction of covered walk ways,Drainage and septic tank ,Construction of stores and pharmacy,Power upgrade,Borehole and reticulation,Construction and equipping of a casualty block,Construction and equipping of a mortuary,Construction and equipping of laundry and kitchen	Improved health care services	1136	CGN and National Government	2017-2022	
Construction, equipping and operationalization of EYE centre -Ol-magogo	Increase access of specialized services	One Eye centre constructed	Construction and equipping	Improvement of health care services	50	CGN & Partners	2017-2022	DoH
Construction of new and operationalizing facilities – Dispensaries	Increase access to basic health care services	35 dispensary	Feasibility study ,Construction and equipping of new dispensaries	Improvement of health care services	160	CGN	2017-2022	DoH
Constructing staff houses – distributed across the existing health facilities	Improved housing for health workers	30 staff houses	Feasibility Study ,Staff house	Improvement of health care services and staff welfare	90	CGN	2017-2022	DoH

Project	Objectives	Targets	Description of Activities	Green Economy Considerations	Cost Kshs Millions	Source of funding	Timeframe	Implementing Agency
Purchase of specialized vehicles	Increase access to basic health care services and facilitate movement across the county	19 modern Ambulance full equiped,3 gabbage tracks,4 backhoe	Purchase of 12 ambulances (kshs 96),Purchase of 3 garbage trucks at an average of 10 Million (kshs 30m),Backhoe (kshs 40m)		126	CGN	2017-2022	DoH
Construction of 15 VIP toilets in disposal sites and cemeteries across the county,Cementry Dias olkalau cemetry (kshs 20)	Improve sanitation standards	15 VIP toilets ,Two cementry Dias at olkalau cementry,Fenced cementry	Designing, tendering, actual construction and handing over	Improved sanitation , reduced pollution and contamination of food and water	60.5	CGN	2017-2022	DoH
Strengthening existing CHVs	To promote healthy practices in households and community	69 Community units	Training CHVs with additional modules/packages	Improvement of health care services at level 1	21	CGN	2017-2022	DoH
		1380 CHVs	Stipends of KES 2000 per month	Improvement of health care services at level 1	166	CGN	2017-2022	DoH
Community led total sanitation	To promote water hygiene at the community level	300 villages	Declare 300 villages open defecation free	Improved sanitation and reduced fecal related communicable diseases	15	CGN	2017-2022	DoH

Project	Objectives	Targets	Description of Activities	Green Economy Considerations	Cost Kshs Millions	Source of funding	Timeframe	Implementing Agency
Water and food quality control	To enhance quality control of water and food	Equipment for analysis	Purchase of assorted equipment for collection and analysis of food and water samples	Improved quality of water and food	20	CGN	2017-2022	DoH
Recruitment of additional staff including specialists – across all the facilities in the county	Enhance service delivery	Facilities Specialists	Indent preparations, advertisement interviews and absorptions	Improvement of health care services	1.8 Billion	CGN	2017-2022	DoH

EDUCATION, GENDER AFFAIRS, CULTURE AND SOCIAL SERVICE

Infrastructure Development

On-going projects

Project Name/ Location*	Objectives	Targets	Description of Activities (Key Outputs)	Green economy considerations	Cost (Kshs. Million)	Source of funding	Timeframe	Implementing Agency
Construction of twin workshop at Mbuyu and Ol'Kalou yp	To create conducive teaching and training environment	2	The workshop offers conducive environment trainees during practical lesson	Improved education and literacy levels Poverty reduction Reduced income inequality	18	Nyandarua government	2018-19	Departments of EGASS, Public works and finance
Construction of single workshop at Olbollosat	To create conducive teaching and training environment	1	The workshop offers conducive environment trainees during practical lessons	Improved education and literacy levels Poverty reduction Reduced income inequality	5	Nyandarua government	2018-19	Departments of EGASS, Public works and finance

Project Name/ Location*	Objectives	Targets	Description of Activities (Key Outputs)	Green economy considerations	Cost (Kshs. Million)	Source of funding	Timeframe	Implementing Agency
Construction of hostels at Kangui , Miharati and Nandarasi yps	To accommodate trainees from far distance and vulnerable	3	The hostels are being constructed to offer accommodation to trainees from far	Improved education and literacy levels Poverty reduction Reduced income inequality	20	Nyandarua government	2018-20	Departments of EGASS, Public works and finance
Social hall in Geta centre	To offer meeting points for the community	1	It host cultural and social events as well as talents promotion	Civic and political participation.	2	County government	2018-2022	Departments of EGASS, Public works and finance

New Project Proposals

Project Name/Location	Objectives	Targets	Description of Activities	Green Economy considerations	Cost (Kshs. millions)	Source of funding	Time frame	Implementing Agency
Proramme 1: Education Development								
Engagement of ECDE teachers under contract on P&P terms	To motivate staff and improve performance	400	Transiting from contract to P&P	Increased economic stability	405	County Government	2018-2022	CPSB Department of EGACSS and HRM
Recruitment of 400 additional qualified teachers	To enhance curriculum implementation and relieve the parents the burden of fees	296	Recruitment of ECDE teachers	Increased economic stability	405	County Government	2018-2022	CPSB, Department of EGACSS and HRM
Capitation to ECDEs	To promote smooth operation of ECDEs	All	Identification and processing of the transfers	Smooth operation of centres	40	County	2018-2022	Department of EGACSS
Registration of unregistered operational ECDEs	To Increased compliance levels	All	Assessment of all ECDEs to ensure they are registered	Increased compliance	2	County	2018-2022	Department of EGACSS

Project Name/Location	Objectives	Targets	Description of Activities	Green Economy considerations	Cost (Kshs. millions)	Source of funding	Time frame	Implementing Agency
School feeding Programme for children in ECDEs	To Improve health, growth and,development, to enhance retention and completion rate	510 centres	Budgeting & costing Sensitization Implementation of the Programme	Improved health levels	250	County Government	2018-2022	Departments of EGACSS, Health and Finance
Construction of suitable ECDE classrooms	To create a suitable learning environment	210	Preparation of BQs,tendrering and construction	Improved access to ECD education	355	County Government	2018-2022	Departments of EGACSS and Public Works
Renovation of ECDEs	To create conducive learning environment	35	Identification of renovation needs	Conducive learning environment	15	County	2018-2022	Departments of EGACSS and Public Works
Construction of sanitation facilities	To improve personal and environmental hygiene.	255	Preparation of BQs,tendrering and construction	Improved health	75	County Government	2018-2022	Departments of EGACSS and Public Works
Provision of Play equipment in ECDE centres	To improve holistic growth and development of the pupils.	510	Tendering and supply	Improved wellness	50	County Government	2018-2022	Departments of EGACSS and Finance
Provision of Resting/ sleeping materials for ECDE centres	To promote the health and wellbeing of the pupils	8000	Tendering and supply	improved health levels	10	County Government	2018-2022	Departments of EGACSS and Finance
Provision of Co-curricular activities for ECDE children	To enhance talent development	10	Preparation, organizing and implementing music, drama, fun games and athletics	Improved education and literacy levels	10	County Government	2018-2022	Departments of EGACSS and Finance
Quality /modified curriculum support in ECDE centres	To enhance quality teaching and learning	All	Assessment ,report writing, recommendation and implementation	Improved education and literacy levels	5	County Government	2018-2022	Departments of EGACSS and Finance

Project Name/Location	Objectives	Targets	Description of Activities	Green Economy considerations	Cost (Kshs. millions)	Source of funding	Time frame	Implementing Agency
Scheme of service for ECDE staff	To motivate staff and improve their living standards and education outcomes	1	Staff analysis and placement	Reduced income inequality	2	County Government	2018-2022	CPSB and Departments of EGACS
Provision of Teaching and learning materials for ECDE centres for new curriculum	To improve performance and promote the reading culture	800	Tendering and supply	Improved education and literacy levels	15	County Government	2018-2022	Departments of EGACSS and Finance
Establish ECD centres of excellence in every sub county	To enhance quality education and act as mentor for other ECDE centres	5	Identification of area, architectural plan, preparation of BQs, tendering and implementation	Improved education and literacy levels	10	County Government	2018-2022	Departments of EGACSS and Public Works
Transition promotion	To promote completion of basic education	99% ultimately	Promotion campaigns	Improved Completion of basic education	25	County Govt	2018-2022	Departments of EGACSS
Taskforce on education standards	To improve performance in all education levels	5	Assessment to be carried in primary and secondary schools at least once per term to monitor curriculum implementation	Improved education and literacy levels	50	County Government	2018-2022	National Government and County Government Departments of Education
Boys' boarding primary school	To improve education standards for boy child	5	Construction of sub county primary schools		50	National Govt	2018-2022	MOE
Mentorship programme	To promote holistic development of learners	All	Identification of beneficiaries	-	3	County Govt	2018-2022	Department of EGACSS
adoption of children/ schools by professionals	To promote holistic development of learners	250	Identification of beneficiaries		3	County Govt	2018-2022	Department of EGACSS

Project Name/Location	Objectives	Targets	Description of Activities	Green Economy considerations	Cost (Kshs. millions)	Source of funding	Time frame	Implementing Agency
Engagement of instructors on P &P terms	To motivate YP instructors	49	Absorption by CG on p & p terms	-	50	County government	2018-2022	CPSB, HRM and Education
Recruitment of qualified technical instructors	To enhance curriculum implementation and reduce work load	40	Recruitment and deployment of instructors	Improved education and literacy levels	81	County Government	2018-2022	CPSB, HRM and Department of EGACSS
Assessment & support to YPs on modern and relevant courses	To improve the quality of YP courses	25	Assessment of YPs and introduction of modern courses	Increased marketability of YP courses	3	County Govt	2018-2022	Department of EGACSS
Provision of modern tools and equipment	To ensure quality training to match the current market needs.	25	Tendering and supply	Improved education and literacy levels	100	County Government	2018-2022	Department of EGACSS
Provision of suitable textbooks for technical courses	To improve learning and enhance reading habits	25	Tendering and supply	Improved education and literacy levels	12	County government	2018-2022	Education
Construction of YP hostels	To improve the learning environment in YPs	10	architectural plan, preparation of BQs, tendering and implementation	Improved security and health	75	County Government	2018-2022	Public works and Department of EGACSS
Construction of twin workshops	To promote quality education and training	9	architectural plan, preparation of BQs, tendering and implementation	Improved access to higher education	60	County Government	2018-2022	Public works and Department of EGACSS
Construction of administration blocks	To enhance administration and management of the institution	20	Architectural plan, preparation of BQs, tendering and implementation	Improved access to higher education	40	County Government	2018-2022	Public works and Department of EGACSS
Construction of sanitation facilities for YPs.	To improve personal and environmental hygiene.	18	Architectural plan, preparation of BQs, tendering and implementation	Improved health sanitation levels	5	County Government	2018-2022	Public works and Department of EGACSS

Project Name/Location	Objectives	Targets	Description of Activities	Green Economy considerations	Cost (Kshs. millions)	Source of funding	Time frame	Implementing Agency
Scheme of service for YPs instructors	To enhance career progression for YP instructors	1	Development and rollout of the scheme of service	Improved career progression for YPs	1	County Government	2018-2022	Department of EGACSS
Establishment of Ol' Kalou YP modern garage (MVM)	Quality training for motor vehicle course,	1	architectural plan,	Improved education and literacy levels	50	County Government	2018-2022	Public works and Department of EGACSS
	Repair and maintenance of county vehicles		preparation of BQs, tendering and implementation					Public works and Department of EGACSS
Subsidized YP Tuition fund (SYPT)	To increase access to YPs	25	Mapping out and rollout of the project to YPs	Improved retention and completion of YP education	150	County Government	2018-2022	Department of EGACSS
New curriculum implementation in YPs (NVCET)	To offer market driven courses that provide progression	15	Registration of YPs for KNEC exams, procurement of project materials, tools and equipment	Improved education and literacy levels	2	County Government	2018-2022	Department of EGACSS, TVETA and KNEC
Co-curricular activities implementation	To promote talent development in YPs	20	Preparation, organizing and implementing music, drama ,ballgames and sports	Talents nurtured	5	County Government	2018-2022	Department of EGACSS
NITA & KNEC examination project	To improve the quality/ marketability of YP training	5,650	Identification of needy YP students and subsidizing their exam fees	Increased enrolment for recognizable exams	50	County Government	2018-2022	Department of EGACSS
vocational skills for self employment	to strenthen vocational skills for self employment	170 Centres	The short technical courses increase skilled labour force who generate wealth and improve lifestyle	Improved access to technical skills	25	County Government	2018-2022	Departments of EGACSS and Finance

Project Name/Location	Objectives	Targets	Description of Activities	Green Economy considerations	Cost (Kshs. millions)	Source of funding	Time frame	Implementing Agency
County Bursary fund	To promote education standards	99,000	Identification of beneficiaries and processing of payments	-	1000	County	2018-2022	Departments of EGACSS and Finance
Student scholarships	To promote education standards	100	Identification of beneficiaries and processing of payments	-	10	County	2018-2022	Departments of EGACSS and Finance
Establishment of Nyandarua university	To increase access to higher education in the county	5	Planning and coordinating establishment of Nyandarua university campus at ATC and construction of main campus at Captain	Improved education and literacy levels	5.005B	County Government and National Government	2018-2022	County Government and National Government
Endowment trust fund	To increase access to opportunities of higher education	900	The fund assist the bright and needy students to access university education	-	50	County government and other education stakeholders	2018-2022	County Government
Programme Name: Gender affairs, culture and social services								
Gender affairs								
Women and men empowerment	To improve women socio-economic status	750 IGA Projects	Training on entrepreneurship	Improved economic productivity	37.5	County	2018-2022	Department of EGACSS
Girl empowerment	To improve socio wellbeing of school going girls	50,000	Identification and distribution of sanitary towels	Improved sanitation for the girls	35	County	2018-2022	Department of EGACSS
Culture								
Community multi-purpose conference centres	To create centres for community use	5	Centres established at every sub county	social integration	125	County government	2018-2022	Department of EGACSS

Project Name/Location	Objectives	Targets	Description of Activities	Green Economy considerations	Cost (Kshs. millions)	Source of funding	Time frame	Implementing Agency
Cultural promotion	To tap and develop the existing talents in the County	153	Cultural activities held each year	Cultural development	20	County government	2018-2022	Department of EGACSS
Modern cultural Centre	To preserve and promote Agikuyu culture and convert it to a gainful venture	1	Identification of the site, preparation of the BQ, Procurement process, construction work and operationalization	Preserved and promoted Agikuyu culture	75	County government	2018-2022	Departments of EGACSS, Publics works and Finance
Community library	To improve knowledge & literacy levels	5	Preparation of BQ, tendering & construction	Educated society	100	County government	2018-2022	Departments of EGACSS and Public works
Social services								
Religious community engagement framework in development, peace, education and morality	To incorporate religious issues into County development agenda	all public forums	Formulation of policies, establishment of chaplaincy, and conduct of public participation	Social harmony in the running affairs	5	County Government	2018-2022	Department of EGACSS
Old persons care project (including the Mau Mau)	NHIF scheme: To increase medical services access by the senior citizens	63,000	Formulation of policies and laws, identification of beneficiaries and operationalization of the scheme	Improved health standards for the vulnerable groups	30	County Government	2018-2022	Department of EGACSS & NHIF
Cash transfer for the widows, widowers, OVCs, ,PLWSDs	To economically empower the vulnerable groups in the society	30,000	Formulation of policies and laws, identification of beneficiaries and operationalization of the scheme	Improved economic standards for the vulnerable groups	300	County Government	2018-2022	Department of EGACSS and National Gvt- social development.

Project Name/Location	Objectives	Targets	Description of Activities	Green Economy considerations	Cost (Kshs. millions)	Source of funding	Time frame	Implementing Agency
HIV /AIDs awareness project	To create awareness on HIV and reduce prevalence rates	250	Conduct of trainings and counselling on HIV/AIDs matters	Reduced stigmatization and new infections as well as promoting healthy living	30	County Government	2018-2022	Department of EGACSS and National Gvt- social development.
People Living With Disabilities (PLWDs) socio-economic empowerment	To Increase PLWD participation in county's socio economic development	10%	Setting aside 10% of tender opportunities for PLWDs	Opportunities for livelihood for PLWDs	10	County Government	2018-2022	Department of EGACSS and Procurement unit
	To supply PWDs with assistive devices/ improve PWDs representation in groups	750	Identification and supply of the devices	empowerment of the PWDs	50	County Government	2018-2022	Department of EGACSS and Procurement unit
Reduction of alcohol and drug abuse cases	to have a sober, healthy and productive socirty	reduce by 40%	vetting, licensing and monitoring of alcohol businesses	a sober, healthy and productive socirty	20	County Government	2018-2022	Department of EGACSS

AGRICULTURE SECTOR

AGRICULTURE LIVESTOCK AND FISHERIES

New projects

Project Name/ Location	Objectives	Targets	Description of Activities	Green Economy considerations	Cost (Kshs million)	Source of funding	Timeframe	Implementing Agency
Crops production								
Promotion sugar beet Farming-all wards	Improving farmers' incomes through sugar beet production and marketing	300 ha	Set up sugar beet trial/demo sites	Increased economic stability Land use efficency	10	CG	2018-2022	MOAL&F

Promotion of fruit orchards-all wards	Improve farmers' incomes from fruits farming	500 ha	Establishment of model orchards	Food security Land use efficiency	15	CG	2018-2022	MOAL&F
Introduction of new potato varieties-all wards	Improve incomes from potatoes by availing varieties preferred by different markets	5000 ha	New varieties Potato seeds bulking	Increased economic stability Land use efficiency	12	CG	2018-2022	MOAL&F
Promotion of traditional high value crops-Kipipiri &Ndaragwa sub county	Improve food security	200 Ha	Traditional high value crops seeds/ seedlings procured	Food security Land use efficiency	5	CG	2018 -2022	MOAL&F
Promotion of sunflower	to improve farmers' incomes from sunflower production	1750 ha	Capacity building of farmers' groups	Increased economic stability	10	CG	2018 -2022	MOAL&F
Promotion of pyrethrum	Improve farmers' incomes from pyrethrum production	500 ha	Capacity building of farmers' groups	Increased economic stability	30	CG	2018-2022	MOAL&F
Promotion of Horticulture (Cut flowers, commercial peas, French beans) in all wards	Improve farmers' incomes from cutflowers production	300 ha	Capacity building of farmers' groups	Increased economic stability Land use efficiency	13	CG	2018-2022	MOAL&F
Horticultural export export promotion	to improve farmers incomes'	over 2000 tonnes		-Increased economic stability	30	CG	2018-2022	CG

Construction of a Cold store / Pack house- Kinangop sub county/ Ol'Kalou	Reduction of post-harvest losses of horticulture produce	2	Cold store / Pack house constructed Completion of the ongoing pack house	Food security ,Increased economic stability,Land use	240	CG	2020-2022	MOAL&F
Construction of warehouses-5 subcounties	Improve farmers' incomes through reduction of post-harvest losses	5	Construct warehouses		30	CG	2018-2022	CG
Construction of drying silos-weru kasuku	Improve farmers' incomes through reduction of post-harvest losses	1	Construct drying silos		10	CG	2018-2022	PPP
Promotion of irrigation agriculture	Improve food security farmers' incomes through increased crop production	90	Construction of harvesting structures (dams/ water pans)		15	GOK	2018-2022	MOAL&F/ MOWENR
Preparation and domestication of Agricultural policies	Strengthening of Agricultural legal framework	1	Prepare/ domesticate Agricultural policies on packaging		3	CGC	2018 - 2022	MOAL&F
Crop policies	Strengthening of Agricultural legal framework	5 bills	Prepare/ domesticate Agricultural policies on packaging		5	CGC	2018 - 2022	MOAL&F
Revolving fund	Improve service delivery and revenue collection	1	Establish a Revolving fund		50	CGC	2018 - 2022	MOAL&F
Surveillance, monitoring and Control of crop pests and diseases	Improve food security and farmers' incomes by reducing crop losses to pests and diseases	60	Surveillance, monitoring and Control of crop pests and diseases and preparation of surveillance		6	CG	2018 - 2022	MOAL&F

		25,000	Procurement of emergency chemical pesticides	Food security ,Increased economic stability,Land use efficiency	50	CG	2018 - 2022	MOAL&F
Monitoring of crop performance & food balances (security)	Improve food security	60	Monthly Monitoring of crop performance & food balances	Increased economic stability	6	CG	2018 - 2022	MOAL&F
Coordination and Monitoring of crop development programmes	Improve food security	20	Coordinating and Monitoring crop development programmes	Increased economic stability	10	CG	2018 - 2022	MOAL&F
Purchase of vehicles for extension work	Improve farmers' access to extension services	5	Purchase vehicles	Increased economic stability	25	CG	2018-2022	MOAL&F
seeds produced for potato variety (bulking)	To increase productivity	2050 tons	production of high yielding potato variety	Increased economic stability	8	CG	2018-2022	MOAL&F
Tissue culture lab and seeds	To increase productivity	1 lab	Construction of the lab		125	CG	2018-2022	MOAL&F
Grading sheds	To reduce the post-harvest losses	3	Constructionof sheds		6	CG	2018-2022	MOAL&F
Potato cold store	To reduce the post-harvest losses	5	Construction of cold stores		200	CG	2018-2022	MOAL&F
Agriculture extension services (services support)	To improve crop productivity	20	trainings to extension staff		10	CG	2018-2022	MOAL&F
		3	extension vehicles bought		15	CG	2018-2022	MOAL&F
		125	hold field days with farmers		20	CG	2018-2022	MOAL&F
		5	hold trade fairs		12.5	CG	2018-2022	MOAL&F
		1000	trainings and demonstrations held		25	CG	2018-2022	MOAL&F
		75,000	farmer extension services		40	CG	2018-2022	MOAL&F

Contract farming for groups	To reduce the post-harvest losses	25	Identification of farmers groups,signing of contracts and implementation of the contracts	Food security Increased economic stability Land use efficiency	2	CG	2018-2022	MOAL&F
Co-operative stores renovated to improve marketing of produce	To reduce the post-harvest losses	10	identification stores and renovation work	Food security Land use efficiency	10	CG	2018-2022	MOAL&F
Completion of soil testing lab at Nyahururu	To enhance soil management	100%	construction and equipping	Improved production	7	CG	2018-2022	MOAL&F
Soil conservation structures		25 km	identification of sites and construction works	Improved production	4.5	CG	2018-2022	MOAL&F
Soil sample testing	To enhance soil management	2500 samples	identification of samples, testing and dissemination of findings	Improved production	5	CG	2018-2022	MOAL&F
Purchase of mobile test lab	To enhance soil management	2	procurement and installation of the kits	Improved production	40	CG	2018-2022	MOAL&F
Agriculture Extension Services	To transfer technology to farmers	75,000 farmers	organizing field days and training	Food security Improved production Land use efficiency	107.5	CG	2018-2022	MOAL&F
Promotion and introduction of new crops varieties	To improve production	10	new varieties introduced	Improved production	10	CG	2018-2022	MOAL&F
Buying and installation of green houses	To increase productivity	25	procurement	Food security Improved production Land use efficiency	15	CG	2018-2022	MOAL&F
Promotion of Agriculture amongst youth	To create youth employment	125 clubs	4 K Clubs training	Food security	5	CG	2018-2022	MOAL&F

		125 groups	Out of school youth groups training	Increased incomes	5	CG	2018-2022	MOAL&F
		10	Youth groups involved in value addition	Increased incomes	10	CG	2018-2022	MOAL&F
		25	Green houses established for youth groups	Increased productivity Increased incomes	15	CG	2018-2022	MOAL&F
Inputs subsidy	To reduce production cost	100,000 bags	- bags of subsidized fertilizer availed to farmers	Increased productivity Increased incomes	300	CG	2018-2022	MOAL&F
		10000	- kgs of seeds bought and availed to farmers	Increased productivity Increased incomes	5	CG	2018-2022	MOAL&F
Agricultural Institutions support	To ensure proper farmers training and adoption of mechanization	4700	farmers receiving trainings from ATC and using mechanization services from AMS	Food security Increased household and CG incomes	15	CG	2018-2022	MOAL&F
		50	farmers groups incubated for agribusiness	Improved production Increased incomes	5	CG	2018-2022	MOAL&F
		1700	identification of farmers receiving mechanized services	Food security Increased household and CG incomes	310	CG	2018-2022	MOAL&F
Livestock production								
Promotion of quality fodder.	Quality and affordable livestock feeds	1200 ha	Identify land for bulking sites Procure propagules Establishment of bulking sites	Wealth creation and environmental conservation	15	CGN Community contribution	2018-2022	ALF(agriculture, livestock &fisheries)

Promotion of home-made ration formulation and TMR	Quality and affordable feeds	3100 tons	Procure demo materials Demonstrations on ration formulation	Wealth creation	5	CGN Community contribution	2018-2022	ALF
Establishment of livestock feed centres(new project)	Quality and affordable feeds	25 feed centres	Identify groups Develop agreements Hire of land Fodder production Fodder outlet	Employment and wealth creation	10	CG Community contribution	2018-2022	ALF
Establishment of Mobile on-farm feed processing units (new projects)	Subsidize hiring of tractor and machine services to farmers	Establish 5 feed processing units in 5 sub counties	Identify groups Purchase of 5tractors,5baler s,5feed mixers and pulverizers	Employment and wealth creation	40	CGN Community contribution	2018-2022	ALF
Contract farming of animal feeds –sunflower.	Production of quality feeds and increased income to farmers	1000 farmers	Link farmers to feeds processers Develop agreements	Employment and wealth creation Environmental conservation	1	CGN /PPPs Community contribution	2018-2022	ALF
Construction of livestock feeds reserve/fodder bank(new projects)	Dry season feeding strategies	Construct 5 feed reserves per sub county	Identification of groups and land Construction of feed reserves Procurement of hay	Employment and wealth creation	25	CGN Community contribution	2018-2022	ALF
Establishment of livestock Sale Yards(new project)	Streamlining of livestock marketing	Establish 5 livestock marketing yards in 5 sub counties	Identification of land Fencing of land Establish 5 livestock marketing yards in 5 sub counties	Employment and wealth creation	25	CGN Community contribution	2018-2022	ALF
Support farmer groups with milk coolers .(new project)	Facilitate marketing of quality milk	100 coolers	Identify groups Develop agreements Support 25 farmer groups with milk coolers	Reduce wastage Increased incomes Employment and wealth creation	450	CGN Community contribution	2018-2022	ALF

Livestock genetic improvement and value addition.	Increased livestock productivity and incomes	Register 10000 animals with Kenya stud book.	5000 animals to be registered with Kenya stud book.	Higher incomes	2	CGN Community contribution	2018-2022	ALF
Wool sheep development	To upgrade wool sheep processing for increased productivity and incomes	1	Set up a factory for sheep wool spinning Develop agreements	Higher incomes Poverty reduction Employment and wealth creation	30	CGN Community contribution	2018-2022	ALF
	To improve the sheep breeds	2	Establish sheep breeding station at ATC	Employment and wealth creation	20	CGN	2018-2022	ALF
Support farmers groups with wool spinning machines	Production of quality wool and higher incomes	Purchase 50 wool spinning machines	50 wool spinning machines given to groups	Wealth and employment creation	5	CGN Community contribution	2018-2022	ALF
Livestock extension	Training for better delivery of service and personal development	100 staff trained. Long and short courses.	100 staff trained with respect to their training needs and through Professional group meetings and informational tours.	improved skills on livestock management	20	CGN	2018-2022	ALF
	Adoption of modern farming technologies for increased livestock productivity and incomes	60,000 farmers trained.	60,000 farmers trained through various dissemination methods-field days, demos, tours, field schools, exhibitions.	Poverty reduction	10	CGN Community contribution	2018-2022	ALF
	Strengthen research and extension linkages to farmers	10 research to extension linkages done	10 research to extension linkages done	Wealth creation Environmental conservation	2	CGN	2018-2022	ALF
	Facilitate financial access and promote agribusiness.	to facilitate financial management I production	Development of 250 business plans	Wealth creation	2	CGN	2018-2022	ALF

	IEC material for livestock production	to strenthen productivity of livestock	2500	increased productivity	5	CGN	2018-2022	ALF
	policy and legal framework in livestock production	to regulate the livestock production sector	1	controlled production and management	5	CGN	2018-2022	ALF
	Upscale uptake of the technology for increased livestock productivity, food security and wealth creation.	8 model zero grazing units established in schools and model farms	Identification of schools and model farms,Construction of model zero grazing units established in schools and model farms,Equipping of the units	Food security, Wealth creation, Environmental conservation	10	CGN ,Community contribution	2018-2022	ALF
Promotion of Bio-gas technology	Promotion of environmental conservation through use of clean energy	125 bio-gas plants constructed in institutions and model farms 1875 farmers	Identification of schools and model farms Construction of bio-gas plants in institutions and model farms	Environmental conservation Cost saving	30	CGN Community contribution	2018-2022	ALF
Promotion of poultry value chain	Adopt modern technology in poultry enterprise for food security and improve farm incomes.	18 incubators and hatchery units given to farmer groups	Identification of groups,Purchase and distribution of 18 incubators and hatchery units.	Food security,Wealth creation and employment	15	CGN ,Community contribution	2018-2022	ALF
Promotion of Rabbit value chain	To improve rabbit production	Establish 2 breeding centers and farmers connected to market 3150 farmers	Identification of breeding centers	improved Health Employment Conservation of the environment	10	CGN	2018-2022	ALF

Support bee keeping groups with modern hives and honey processing equipment	Promote environmental conservation and diversification of income	50000 kilos	Identification of groups Development of MOUs Purchase and distribution of 50 bee keeping starter kits	Improved Health Wealth increase Employment	10	CGN Community contribution	2018-2022	ALF
Support Youth in agribusiness	To increase youth employment and income. To check on rural-urban migration.	20 feed centres Establish 25 poultry units Support 50 agro-processing ventures/value addition	Identification of youth groups and allocating them feed centres to run Development of agreements Procurement of feed centre equipment Construction and equipping of poultry units Identification of agro-processing ventures Support to value addition ventures	Wealth creation and employment	30	CGN Community contribution	2018-2022	ALF
Veterinary services								

Livestock disease control	Reduce disease outbreaks	445,000 cattle,	Vaccination of livestock.	Improved terms of trade/ competitiveness, Poverty reduction, improved mobility	100	County government of Nyandarua.	2018-2022	MOAL&F
		12,500 dogs						
		35000	Livestock routes inspection.		10	County government of Nyandarua.	2018-2022	MOAL&F
		10000	Issuance of movement permits		2	County government of Nyandarua.	2018-2022	MOAL&F
		5000	Dog baiting		5	County government of Nyandarua.	2018-2022	MOAL&F
Purchase of materials for production for disease control	Enhance disease control activities	40 Consignments.	Procurement		20	County government of Nyandarua.	2018-2022	MOAL&F
Rehabilitation of vet clinics and labs	Enhance disease control activities	3 labs and clinics	Repair of the buildings and purchase of equipment and materials.		90	County government of Nyandarua	2018-2020	MOAL&F
agrovets and service providers visited	Enhance disease control activities	10000 visits	random visits and analysis reports		3	County government of Nyandarua	2018-2020	MOAL&F
Purchase of vehicles and motorbike for field activities	to improve field services mobility	6 Vehicles and 5motorbikes.	Procurement		15	County government of Nyandarua.	2018-2022	MOAL&F

Support bee keeping groups with modern hives and honey processing equipment	Promote environmental conservation and diversification of income	50000 kilos	Identification of groups Development of MOUs Purchase and distribution of 50 bee keeping starter kits	Improved Health Wealth increase Employment	10	CGN Community contribution	2018-2022	ALF
Support Youth in agribusiness	To increase youth employment and income. To check on rural-urban migration.	20 feed centres Establish 25 poultry units Support 50 agro-processing ventures/value addition	Identification of youth groups and allocating them feed centres to run Development of agreements Procurement of feed centre equipment Construction and equipping of poultry units Identification of agro-processing ventures Support to value addition ventures	Wealth creation and employment	30	CGN Community contribution	2018-2022	ALF
Veterinary services								

Livestock disease control	Reduce disease outbreaks	445,000 cattle,	Vaccination of livestock.	Improved terms of trade/ competitiveness, Poverty reduction, improved mobility	100	County government of Nyandarua.	2018-2022	MOAL&F
		12,500 dogs						
		35000	Livestock routes inspection.		10	County government of Nyandarua.	2018-2022	MOAL&F
		10000	Issuance of movement permits		2	County government of Nyandarua.	2018-2022	MOAL&F
		5000	Dog baiting		5	County government of Nyandarua.	2018-2022	MOAL&F
Purchase of materials for production for disease control	Enhance disease control activities	40 Consignments.	Procurement		20	County government of Nyandarua.	2018-2022	MOAL&F
Rehabilitation of vet clinics and labs	Enhance disease control activities	3 labs and clinics	Repair of the buildings and purchase of equipment and materials.		90	County government of Nyandarua	2018-2020	MOAL&F
agrovets and service providers visited	Enhance disease control activities	10000 visits	random visits and analysis reports		3	County government of Nyandarua	2018-2020	MOAL&F
Purchase of vehicles and motorbike for field activities	to improve field services mobility	6 Vehicles and 5motorbikes.	Procurement		15	County government of Nyandarua.	2018-2022	MOAL&F
Renovation and refurbishment of offices	Create conducive environment for office work.	18 Offices.	Renovate and refurbish the offices.		70	County government of Nyandarua.	2018-2020	MOAL&F

Purchase of uniforms and protective gear	Enable ease of operation and identification of the staff.	2500	Procurement		10	County Government of Nyandarua	2018-2022	MOAL&F
Rehabilitation of dips	Reduce vector borne livestock diseases	70 Dips	Repair of the dips of countywide		30	County Government of Nyandarua	2018-2022	MOAL&F
Purchase of acaricides	To charge and replenish the dips	32,500Lts	Procurement and distribution of acaricides		30	County Government of Nyandarua	2018-2022	MOAL&F
Purchase of Bull semen	to increase livestock breeds	315,000 semen doses	Procurement and distribution of semen		50	County Government of Nyandarua	2018-2022	MOAL&F
Purchase of A. I Materials and equipment	To be used in A. I. activities	5 consignments	Procurement and distribution of semen		100	County Government of Nyandarua	2018-2022	MOAL&F
Meat inspection	increase safety of meat	61,000 bovines,186,000 ovines,30,000 caprines	Meat inspection		5	County Government of Nyandarua	2018-2022	MOAL&F
Rehabilitation of slaughterhouses	To ensure hygiene in the slaughterhouses	10 Slaughterhouses	Repair and painting of the slaughterhouses		5	County Government of Nyandarua	2018-2022	MOAL&F
Construction of modern abattoirs	To promote food safety	1	develop designs and construct the structures		100	County Government of Nyandarua	2018-2019	MOAL&F
Veterinary extension	To train farmers on the various aspects of keeping healthy livestock	40,000 farm visits,35 field days,	Visit farmers on their farms, Hold field days and demonstrations.		30	County government of Nyandarua.	2018-2022	MOAL&F
recruitement of staff	to strengthen service delivery	90	adverisements and engagement of staff		50	County government of Nyandarua.	2018-2022	MOAL&F

Office computers and related accessories	To provide backup services and enhance reports writing	40 Sets of computer and accessories	Procurement.		10	County government of Nyandarua	2018-2022	MOAL&F
Formulating policies, regulatory framework and bills	Create an enabling environment conducive to fulfilling all that is contained in effective delivery of veterinary services	2 policies	Holding consultative seminars and enactment of laws and policies		5	County government of Nyandarua	2018-2022	MOAL&F
Fisheries								
Purchase of fingerlings-countywide	To increase fish production	5,000,000	Procurement of catfish, tilapia and trout fingerlings	Improved health levels,Improved access/ affordability of basic services	50	CGN	2018-2022	MOAL&F
Purchase of pond liners -countywide	To improve pond management	1500	Procurement and distribution of pond liners		82	CGN	2018-2022	MOAL&F
certified seeds and seeds producers	to provide quality inputs	32	creation of PPPs to facilitate seeds production		6.4	CGN	2018-2022	MOAL&F
Construction of landing site	To improve fish handling and safety	1	Tendering of the project		10	CGN	2018-2022	MOAL&F
Purchase of cold storage facilities-countywide (deep freezer &cooler boxes)	To prevent post-harvest losses	305	Procurement and distribution		8.65	CGN	2018-2022	MOAL&F
input access and utilization	to promote quality inputs access	97	acquisition and distribution		48.5	CGN	2018-2022	MOAL&F
Purchase of vehicle	To increase mobility and delivery of services	3	Procurement		13	CGN	2018-2022	MOAL&F

Completion of GETA and NDARAGWA trout farms North Kinangop and Central ward	To supply trout fingerlings and table size fish	2	Repair of ponds, Refurbishment of hatcheries, Refurbishment and equipping of offices		13	CGN	2018-2022	MOAL&F
Lake, Dam and River development –county wide	To increase fish production and support local tourism	1020	Formation of BMUs and DMUs,Stocking and restocking dams and rivers,Monitoring and surveillance,Control of fishing activities		15.3	CGN	2018-2022	MOAL&F
Formation of fisheries cottage industries	To enhance fish preservation and processing	956	Cage construction		47.8	CGN	2018-2022	MOAL&F
		37	Cottage industry formation		3.7	CGN	2018-2022	MOAL&F
fisheries extension services	To improve on Service delivery and extension	7250 fish actors and 424 field days	training fish actors and organizing extension field days		36.25	ALF	2018-2022	Fisheries directorate
Formation of units to do fisheries surveillance and monitoring.	To improve on Service delivery and extension	56	units formation		10	ALF	2018-2022	Fisheries directorate
Human resource development	To improve on Service delivery and extension	35	Recruitment of front line extension officers and Fisheries officers		100	MoAL&F	2018-2022	Finance
Fisheries policy and institutional frameworks	To guide, and control all fisheries activities	5	Initiating preparation of bills, Rules and regulation governing Fisheries activities in the county		1	MoAL&F	2018-2022	Finance

County Assembly

Project Name/ Location	Objectives	Targets	Description of Activities (Key Outputs)	Green Economy considerations	Cost (Kshs. Million)	Source of funding	Timeframe	Implementing Agency
Committee management system	To improve Committee and plenary efficiency	1 system	Procure and roll-out the committee system	Enviromental impact assessment is done for all infrastructural projects. The Assembly will promote tree planting to preserve forests and water catchment areas	4	CGN	2018	CASB
Audit sytems	Promote oversight fuction of the assembly	2 system	Procure and roll-out the committee system		2	CGN	2018	CASB
Data analysis System	To enhance Assembly's research	2 system	Procure and roll-out the committee system		2	CGN	2020	CASB
On-line Public Access catalogue (OPAC)		I system	Procure and roll-out the system		4	CGN	2020	CASB
Monitoring &Evaluation system	To enhance tranparency and accountability	I system	market survey,Procure and roll-out the system		2	CGN	2018-2020	CASB
Land for Development		30 acres	Advertsment for expression of interest, procure, registration &acquision of title deed		75	CGN	2018-2022	CASB

Project Name/ Location	Objectives	Targets	Description of Activities (Key Outputs)	Green Economy considerations	Cost (Kshs. Million)	Source of funding	Timeframe	Implementing Agency
Construction of four level Twin Office Complex and restaurant	To provide adequate working space	Office Complex completed	Complete levels 1, 2 & 3, Commission the building		475.24	CGN	2018-2019	CASB
Completed Speakers residence	To improve Speaker's welfare	Residence Complete	Tender award and construction		100	CGN	2019	CASB
Internship program	To promote exposure to public sector working environment	25 beneficiaries	Consideration of applications and available opportunities		11.8	CGN	2018-2022	CASB
Construction of ward offices	Enhance representation role of the County Assembly	25 ward offices	Tender award and construction		125	CGN		CASB
Construction of health club	To emprove wellness of County State Officers and Chief Officers	1	Tender award and construction		50	CGN	2022	CASB

ANNEX II: GOVERNANCE EXCELLENCE MODEL

Department Of Roads, Public Works & Transport

Strategy	The department has a mission, vision and its mandate.	Inadequacy of resources to fulfil the departments' mandate.	Allocation of more funds.	Improved service delivery.
Structure	The Departments' structure is well established having an existing organogram. The department is headed by ECM, assisted by CO who is the accounting officer. The department has three directorates:- Roads, Public works and Transport. Only Roads and public works have directors who are in acting capacity. The department has technical officers who are based at the county headquarters.	The two directors in the department are in acting capacity. The directorate of Transport doesn't have a director and is also not fully established Lack of field offices.	Confirmation of the acting directors or hire. Establish field offices at sub county level. Fully establish the Directorate of Transport by recruiting staff and the director as per the approved organogram	Improved service delivery.
Systems	The departments HR issues are handled from the CS's office. The payments are initiated in the department but are finalized at the county treasury. Informal means of communication. Each office in the department keeps its own documents. Under-developed M & E system. The department has internal rules to govern its operations. The department relates with other departments formally.	No departmental HR unit. Unstructured communication. Lack of centralized registry. Lack of integrated M & E framework.	Establish a HR system in the department. Formalize communication. Establish a registry in the department and automation of record keeping. Strengthen the M & E system.	Improved personnel management. Ease of access to information. Improved project management.
Shared values	The core values in the department includes. Integrity in service delivery, stewardship and leadership, professionalism, respect of the people, accountability, transparency, teamwork, selflessness, commitment and honesty.	Requires constant reinforcement.	Strengthening of the values.	Improved service delivery.
Style	Democratic style of leadership and management approach practiced. Participatory approach in decision making. The styles assist in improving delivery of the mandate.	None	-	-

Staff	Department has a workforce of 54 personnel ranging from ECM, CO, two acting directors, technical/administrative/ support staff in the three directorates.	The Public Works Directorate has 16 officers. It requires an additional 20 officers comprising the Director, Deputy Director and staff in the Architectural, Quantity Surveying, Civil & Structural, Mechanical and Electrical Sections The Roads Directorate has 9 officers. It requires an additional 19 officers comprising of Director, Deputy Director, Roads and Material Engineers & Road inspectors. The Transport & safety Directorate has 13 officers. It requires an additional 54 officers comprising of Director, Deputy Director, Transport Engineers, Fire marshals, Mechanical inspectors, plant mechanics, Artisans and drivers. The departments administrative and support staff has 14 officers but requires additional 9 officers comprising of HR officers, Accountants, Supply Chain Management Officers, Store and registry clerks, cleaners and messengers.	Recruitment of additional staff to fill the gap.	Improved service delivery.
Skills	The department harbors technical expertise in the areas of roads, built environment, mechanics and emergency response services.	Some of the personnel lack enough experience to handle new technology.	Offer capacity building courses to empower the team.	Improved service delivery.

Department of Water, Energy, Environment and Natural Resources

Structure	Organogram in place	8 key positions in the structure are not filled.	To fill the vacant positions in the structure.	Efficient service delivery.
Strategies	Departmental strategy in draft form	Strategy need Review	Review implement and monitor the strategy.	Efficient governance
Systems	Department operates under two directorates	Inadequate communication and coordination Inadequate ICT equipment Inadequate transport for M&E	Improve on communication and coordination by holding regular departmental meetings Purchase 5 laptops and desktops Operationalize WIFI in the Office Purchase 2 additional vehicles	Efficient governance and management.
Skills	The Department has 70 staff in various Cadres	Inadequate skills Lack of proper placement of staff	Conduct training needs assessment In-service training Redeployment Recruit 8 key professionals.	Efficient governance and management.
Style	Democratic	Inadequate consultative fora	Enhance consultation and participation thro Regular departmental meetings	Efficient governance and management.

Staff	The department has Competent and qualified but aging staff (10%)	Inadequate staff Delayed promotion of staff	Recruit more staff. FastTrack promotion of staff	Efficient governance and management.
Shared values	The department has core values drawn from county core values	Not adequately understood and shared within the Department.	To enhance sharing of the core values within the department.	Efficient governance and management.

Finance and Economic Planning

Strategy	The department has a mission, vision and its mandate Striving to achieve the department's objectives by being independent and objective.	None		Improved service delivery.
Structure	The Departments' structure is well established having an existing organogram. Its headed by ECM, assisted by CO who is the accounting officer. The department has five directorates: revenue, planning, accounts, procurement and internal audit. Only Roads and public works have directors who are in acting capacity. The department has technical officers who are based at the county headquarters. Some procurement and accountants have been seconded to line departments The Internal audit department reports functionally to the Audit Committee.	Director accounts and economic planning are in acting capacity.	Confirmation of the acting directors or hire.	Improved service delivery Enhanced auditors independence

Systems	The departments HR issues are handled from the CS's office. The county payments are handled at the county treasury. Formal and Informal means of communication both upwards and down wards. Insufficient storage systems at the headquarters both in hard and soft copy Under-developed M & E system. The department has internal (unwritten) rules to govern its operations. The department relates with other departments formally. Performing audit assignments manually (From planning to reporting)	No departmental HR unit. Unstructured communication. Under developed registry. Lack of integrated M & E framework Lack of modern computer aided audit software(s) Unwritten internal rules	Establish a HR system in the department. Formalize communication. Establish a registry in the department and automation of record keeping. Strengthen the M & E system. Develop service charter for department Acquire an Integrated Data Extraction and Analysis software (IDEA) Acquire TEAM MATE audit software	Improved personnel management. Ease of access to information. Improved project management. Enhance efficiency and effectiveness audit exercise and improvement on audit reports.
Skill	The department existing staff have technical expertise in all their respective areas	Some of the personnel lack enough experience to handle emerging issues. Inadequate skills in systems/Technical audit	Offer capacity building courses to empower the team Trainings Seminars	Improved service delivery Improvement on competence to carry out audit assignments
Style	Democratic style of leadership and management approach practiced. Participatory approach in decision making. The styles assist in improving delivery of the mandate Bureaucratic in inter level relationships	Ineffective communication mechanism	Develop a hybrid style	Improvement on communication
Staff	Department has adequate workforce except in revenue, accounts and audit. Current staff levels are planning- 25; revenue-128; procurement-20; accounts-28 and internal audit- 11.	Planning-2, revenue-84, procurement- 84, accounts-12 and internal- 14.	Recruitment/confirmation of staff to fill the gap	Improved service delivery Enhancement of authority and responsibility

Shared values	The core values in the department includes: teamwork; integrity Integrity in service deliver; stewardship and leadership; professionalism; respect of the people; accountability; transparency; teamwork; selflessness; commitment and honesty; and Professionalism.	Requires constant reinforcement Failure to display policy statement containing the core values	Strengthening of the values Display the policy statement	Improved service delivery Enhance public image and improve staff performance.

Health services

Skills	The Department of Health has various 17 Medical and 11 Non Medical cadres.	There exist various skills gaps in various cadres though they do not adversely affect the performance.	Retraining officers on various new concepts in medicine, refresher courses and specializations.	Improved service delivery.
Structure	The department has a structure in form of an organogram detailing various levels of management.	Some facility in charges have inadequate managerial skills.	Refresher courses on management required.	Seamless operation in the department.
Staff	The department has a workforce of 751 personnel.	The department requires an additional 1,049 health workers for provision of critical services.	Recruitment of additional staff to fill the gap.	Improved service delivery.
Strategy	The department has a vision, mission policy orientations and policy objectives	Inadequacy in some policy orientations like infrastructure, human resource and finance,	Improvement of policy orientations with inadequacies	Better service delivery
Systems	The Department has 6 Divisions and 18 Units	No gap	Sustaining the performance	Improved service delivery
Shared Values	Core values in place ,they are - Professionalis,Integrity - Citizen focused - Equity and equality - Transparency and accountability - Team work - Creativity and innovativeness	none	- Ensure compliance and ownership - Inducting all new employees - Strengthening the values	Better performance
Style	Democratic management style mainly used, participatory approach in decision making	Inadequate cohesion	Team building sessions	Good performance

Agriculture, livestock and fisheries

Structure	There exists a departmental organogram	Some positions in the structure are not filled.	To fill the existing positions in the structure.	Efficient service delivery.
Strategies	Departmental strategy in draft form	Incorporation of new opportunities	Review, implement and monitor the strategy.	Effective and Efficient governance and management.
Systems	Department operates under four directorates	Inadequate communication and coordination	Improve on communication and coordination.	Efficient governance and management.
Skills	The officers in the Department have the necessary skills to deliver services	Linkage of extension- research and farmers to enable information sharing	Establish the linkage.	Technology and information flow established
Style	Democratic			Efficient governance and management.
Staff	The staffs are in position for some of the directorates, but some are lean.	Positions not substantively filled	Fill in vacant positions	Efficient delivery of services
Shared values	The department has core values that every member of staff is expected to embrace	Follow up to ensure the values are entrenched in day today running of department.	To share the core values within the department.	Efficient delivery of services

County Secretary office

Elements	Current status	Gap existing	Action	Expected results
Structure	There exists a departmental structure in form of an organogram	The structure does not conform to the current department need.	To review the structure and fill any existing gaps.	Efficient service delivery.
Strategies	In formal departmental objectives	Strategic plan for the department not in place.	To develop a departmental strategic plan.	Efficient governance and management.
Systems	The department has various systems: -IPPD -Archiving systems	No HR System in place.	To have a HR system and an electronic Records Management systems in place.	Efficient governance and management.
Skills	The Department has diversified skills including communication skills, leadership skills, interpersonal skills and administrative skills.	Inadequate specialized skills	-Recruit more professionals in Human Resource, Cabinet Affairs and Administration. --Recruit substantive Director of Enforcement. -In service training. -To conduct appraisals for staff after the probation period.	Efficient governance and management.
Style	Participatory and team work	-	-	-
Staff	Competent and qualified staff	Right placement of staff and inadequate staff	-Staff Rationalization in the department. -Recruitment of more staff to fill the existing gaps.	Efficient governance and management.
Shared values	The department has core values drawn from county core values including; professionalism, integrity and Transparency.	Not adequately shared within the Department.	To share the core values within the department.	Efficient governance and management.

Staff	The department has a 1 CECM and a CO respectively. The CO is however in acting capacity. In tourism division: there is a tourism Marketing officer on contract In sports division: there is a sports director and 2 sub county sports officers In youth affairs: there is a youth director only	No fulltime CO No Director/deputy No tourism development officer No deputy sports director Shortage of 3 sub county sports officer,no ward sports officer,no deputy director youth, sub county and ward officers.	Confirmation/hiring of the CO. recruit director/deputy the officer on contract to be given P&P terms recruit a tourism development officer Recruit ,Recruit,Recruit 25 officers recruit	Efficient and effectively managed Department
Skills	The team has managerial and organization skills required in taking the Department to a higher level.	Inadequate staff.	Hiring of more staff, laying a mechanism of monitoring and evaluation of the effectiveness of the available skills and offer refresher courses to sharpen and enrich the team.	Effective co-ordination and implementation of the Departmental activities.
Style	-The team leadership style is participatory and has passion in what they do.	Lack of staff empowerment to face risks and challenges.	Empower the team players by training and organizing team building sessions.	Effective service delivery.
Shared values	-Departmental working staff attitude is good, hardworking, passionate, tolerant, always willing to work and serve.	Lack of common culture for the whole institution.	Introduce trainings and a common culture.	Effective service, delivery, Respect for works ethic, Improve the institutional image.
Structure	-Incomplete structure	Lack of staff makes the structure difficult to run.	To have a complete structure to ease service delivery.	Efficient service delivery and respect for authority.
Strategy	-Tourism ,sports and Youth strategies in place other strategies are drawn from the CIDP)	Strategies not reviewed.	-frequently reviewing the strategies in order to cope with the ever changing environment.	-Offer direction to spur development.
Systems.	-systems in place but not perfect.	Lack of proper policies and legislation to guide the Departmental activities	-completion of the draft policies and legislation to guide the Department, -Systems monitoring and evaluation be done quarterly, and reviews be done.	-Smooth running of the department and efficient service delivery.

Industrialzation, Co-Operatives, Trade And enterprise Development

Structure	Department structure exists Departmental coordination at the CEO level	Linkage among departments lacking Centralized decision making required	Establish a County structure. develop an effective communication mechanism	Proper reporting mechanism in place Hierarchy established for proper delegation
Staff	A number of position to be filled ageing workforce	Low numbers of work force loss of mentors and experience	Engage more staff	Specialization enhanced, Succession mgt improved,Memory inventory improved
System	Reporting carried out monthly	Lack of monitoring and evaluation teams	Establish M& E department	Prompt service and projects will be achieved
	No monitoring and evaluation team Internal controls are weak	Lack of internal controls	Establish sound control mechanisms	Reduce wastage,Reduce duplication
Shared Values	Low shared values Divergent background (former national govt, local authorities etc.			Sharedcommon goal enhancedMotivated workforce
Skills	Ageing skills inherent	Succession gaps exists	training of staff	Better decision made
	Low levels of technology	Adaptability in	increase of technology uptake	Improved service delivery
Style	Less participation of all employees in decision making Leadership not very effective,Teams are less cooperative	Not well researched option	increase consultative decision making	Right action initiative timely action enhanced

Land, Housing & Physical Planning

Skills	The Department has CECM, CO and staff in various cadres.	There exist various skills gaps in various cadres which affect performance in the three directorates of survey, housing & physical planning.	Retraining officers and hiring new staff to fill the gaps in the three directorates.	Improved service delivery.

Structure	The department has a structure in form of an organogram detailing various levels of management.	About 40% middle level officers have inadequate managerial skills.	Refresher courses on management required for the identified staff.	Seamless operation in the department.
Staff	The department has a workforce of 31 personnel.	The department requires a total of 89 staff for provision of critical services.	Recruitment of additional staff to fill the gap.	Improved service delivery.
Strategy	The department has a vision, mission policy orientations , objectives &authorized organigram	Inadequacy in some policy orientations like infrastructure, human resource and finance,	Improvement of infrastructure to bring all work stations for headquarters at central point. Hire new staff. Increase budgetary allocation.	Better service delivery
Systems	The Department has 3 Directorates and the executive which consist of CECM&CO and their staff.	No gap	No action	To provide Quality, effective service delivery.
Shared Values	Core values in place they are - Professionalism - Integrity - Citizen focused - Equity and equality - Transparency and accountability - Team work - Creativity and innovativeness	none	- Strengthening the values - Ensure compliance and ownership - Inducting all new employees	Better performance
Style	Democratic management style mainly used, participatory approach in decision making with team work emphasized.	Inadequate cohesion.	Capacity building & Team building sessions	Good performance

Education, Culture & Social Services

ELEMENT	CURRENT STATUS	GAP EXISTING	ACTION	EXPECTED RESULTS
Strategy	The department has a mission, vision and its mandate aligned to the CIDP	Nil	-	-

Structure	The Departments' structure is well established as elicited by the department's organogram. The department is headed by ECM, assisted by CO who is the accounting officer. The department has two directorates: Education and social services The department's technical officers are based at both the county headquarters and field offices.	Nil	-	-
Systems	Formal means of communication. Well managed documentation systems. Under-developed M & E system. The department doesn't have sufficient internal rules to govern its operations. The department relates with other departments formally. The departments HR issues are handled from the CS's office. The payments are initiated in the department but are finalized at the county treasury	Lack of integrated M & E framework. No departmental HR unit. Institutionalized informal rules	Strengthen the M & E system. Establish a HR system in the department Formalize the internal rules	Improved personnel management. Improved project management.
Shared values	The core values in the department includes. Integrity in service delivery, stewardship and leadership, professionalism, respect of the people, accountability, transparency, teamwork, selflessness, commitment and honesty.	Requires constant reinforcement.	Strengthening of the values.	Improved service delivery.
Style	Democratic style of leadership and management approach practiced. Participatory approach in decision making. The styles assist in improving delivery of the mandate.	None	-	-
Staff	Department has a workforce of 495 personnel ranging from ECM, CO, directors, assistant directors, technical/administrative/support staff in the two directorates.	200 tutors for polytechnics 400 ECDE preparatory assistants	-Recruit	Enhanced education standards
Skills	The department technical expertise are in the areas of youth training	Some of the personnel lack enough experience to handle emerging issues.	Offer capacity building courses to empower the team.	Improved service delivery.

ANNEX III: Summary of M&E Outcome Indicators

Sector	Programme	Outcome indicators	Baseline	Source of Data	Reporting Responsibility	Situation in 2018	Midterm Target (2020)	End-term Target (2022)
Agriculture	Crop development	Cost of fertilizer inputs (kshs/50kgs) DAP NPK CAN	3200 2900 2400	Agric. Dept	Agric. Dept.	3200 2900 2400	3100 2800 2200	3100 2800 2100

		Crop Production (Tons)		Agric. Dept				
		I. Potato	550,000		Agric. Dept.	550,000	583,440	700,128
		Commercial peas	50,000			50,000	55,000	60,500
		Cabbages	250,000			250,000	262,500	275,625
		Carrots	25,000			25,000	26,250	27,563
		Other vegetables (kales, tomatoes, shallots, Onions)	19,000			19,000	19,950	21,000
		Cut flowers						
		Pyrethrum						
		Maize	2000			2,100	2,310	2,541
		Wheat	35			35	52.5	80
			35100			36,855	38,700	40,630
			8700			8,700	9,135	9,592

		Rural market prizes of main crops (Kshs) I. Potatoes Garden peas Snow peas Cabbages Carrots Maize Wheat	 12/kg 35/kg 100/kg 7/kg 15/kg 30/kg 100 / kg	Agric. Dept	Agri. Dept.	 12/kg 35/kg 120/kg 7/kg 15/kg 30/kg 100/kg	 18/kg 42/kg 145/kg 8.5/kg 22.50 / kg 36/kg 100/kg	 25/kg 50/kg 174/kg 10/kg 27/kg 43/kg 100/kg
	Lives tock development	Cattle -1%	1%			1%	1%	1%
		Sheep-5%	5%			5%	5%	5%
		Goats -5%	5%			5%	5%	5%
		Camels	0			0	0	0
		Donkeys-0.5%	0.5%			0.5%	0.5%	0.5%
		Pigs -0.5%	0.5%			0.5%	0.5%	0.5%
		Chicken kienyenji-10%	10%			10%	10%	10%
		Chicken commercial-1%	1%			1%	1%	1%
		Bee hives-1%	1%			1%	1%	1%

		Rabbits-1%	1%			1%	1%	1%
\Human resource	ECDE	Female-47.77%		Department of Education	Education, Gender, Culture and Social Services	47.77%	48.5%	50%
		Boys -52.23%				52.23%	51.5%	50%
	Youth Polytechnics	Girls -33.44				33.44%	40%	45%
		Boys -66.56				66.56%	60%	55%
	Gender mainstreaming	Women in county assemblies	33%	County assembly	Min of Educ ,Gender affairs, Culture & Social Services	33%		
		Proportion of women recruited in public sector	48%	HR dept.	Min of Educ ,Gender affairs, Culture & Social Services	48%	50%	50%
Ministry of Science and Technology	Primary schools	Girls -40.63%		Ministry of Education.	Ministry of Education	40.63%	44.63%	47%
		Boys -59.37%				59.37%	55.37%	53%
	secondary	Girls -52.84 %				52.84 %	51.84%	51%
		Boys -47.16 %				47.16 %	48.16%	49%
Infrastructure	Development and maintenance of county roads, bridges and drainage works	Classified roads maintained	50%	Ministry of transport	Ministry of transport	50%	100kms of classified roads	300 kms
		Share of tarmac roads in good condition	70%	Ministry of transport (KERRA,KURA and KENHA)	Ministry of transport	70%	85%	100%

		Share of gravel roads in good condition	30%	Ministry of transport	Ministry of transport	30%	65%	90%
	Fire emergency response services and disaster management command center	Fire machines purchased	1 fire machine	Ministry of transport	Ministry of transport	1machine	2 machines	5machines
		hired and trained fire marshals	0	Ministry of transport	Ministry of transport	0	66 marshals	118 marshals
		command center constructed and equipped	0	Ministry of transport	Ministry of transport	0	1	1
		sub stations constructed	0	Ministry of transport	Ministry of transport	0	1	3
	project design, documentation and construction supervision services	structures completed	1	Directorate of public works	Directorate of public works	1	2	5
	County Lighting	flood/lamp lights installed	142	Directorate of energy	Directorate of energy	142 flood/lamp lights installed	45 flood/lamp lights installed	227 flood/lamp lights installed
		households connected	26%	Directorate of energy	Directorate of energy	26%	75%	100%
Health		Proportion of fully immunized population of children under one year.	85.3%	DHIS	Department of Health	86%	88%	90%
		Malaria (as % of all 1st outpatient visits)	13%	DHIS	Department of Health	10%	8%	9%
		Proportion of babies delivered in a health centers	58.3%	DHIS	Department of Health	60%	63%	65%
		Adequate height for age (stunting)	29%	KDHS	Department of Health	29%	28%	26%
	….	Maternal mortality rate	264	KDHS	Department of Health			

		% of mothers who received complete 4 courses of ANC services	45%	KDHS	Department of Health	48%	50%	55%
		% of births assisted by qualified health staff	85%	KDHS	Department of Health	85%	87%	88%
		Under 5 mortality rate	42%	Ministry of Health	Department of Health	42%	41%	40%
		Nurses (per 100,000 people)	2.78	Department staffing data base	Department of Health	2.79	2.8	2.85
		Doctors (per 100,000 people)	0.28	Department staffing data base	Department of Health	0.28	0.30	0.32
		Preventive services budget	KES 7,840,800	Ministry of Health	Department of Health	KES 16,700,00	KES 18,200,00	KES 19,700,000
		Proportion of HIV-infected persons among the county's total population by sex	3%	KAIS 2016	Department of Health	3%	3%	3%
		Percent receiving antiretroviral treatment (ARV) among those eligible for ARV treatment by sex	92%	KAIS 2016	Department of Health	93%	94%	95%
		Curative services budget	KES 1,159,439,384	Department of Health	Department of Health	KES 1,348,461,274	KES 1,427,678,858	KES 1,720,511,589
productive	Water and sanitation	% of households with access to water	60%	Water dept.	Department of water, environment, tourism & natural resources	60%	75%	90%
		% of households with access to improved sanitation	30%	dept.	Department of water, environment, tourism & natural resources	30%	45	65

		% of urban households with access to piped water %	15%	Department of water, environment, tourism & natural resources	Department of water, environment, tourism & natural resources	15%	30	50
		% of rural households with access to safe drinking water	85%	Department of water, environment, tourism & natural resources	Department of water, environment, tourism & natural resources	85%	90	98%
		% of urban households with individual or shared access to toilet facilities	98%	Department of water, environment, tourism & natural resources	Department of water, environment, tourism & natural resources	98%	99	100
		% of rural households with individual or shared access to toilet facilities	90%	Department of water, environment, tourism & natural resources	Department of water, environment, tourism & natural resources	90%	94%	96%
Environment	Monitoring of Environment Impact Assessments-EIAs	EIAs and EA conducted licensed and monitored		Records, reports and reviews-NEMA, Environment Unit	WETNR	280 EIAs	280 EIAs	260 EIAs
	Waste water Management facilities and equipment	Improved sanitation, exhauster services dignity in the county	1 facility	Records, license, permits	WETNR	2	3	5
	Environmental awareness and community greening of projects	Communities actively engage in informed environmental management projects	7	Records, reports	WETNR	30	60	90

	Environmental awareness and greening public institutions	Institutions actively engage in informed environmental management projects	21	Records, reports	WETNR	25	75	100
	Clean drains in urban centers			Records, reports	WETNR	9	15	21
Tourism	Tourism development and marketing	Number of visitors arrivals and departure	6000	KNBS,KWS	Directorate of tourism and natural resources	6,000	9,000	12,000
		Tourism earning in Kshs	100 Million(assume every visitor spends 20,000 per day per visit annually)	Hotel owners ,KWS	Directorate of tourism and natural resources	100Million	180 Million	240Million
ICT	Communication and Public Relations	Percentage of households with access to television			Department of Public Administration & ICT			
		Percentage of households with access to radio			Department of Public Administration & ICT			
		Percentage of households with access to mobile phones	88.7 per cent as at June 2017	Communications Authority of Kenya	Department of Public Administration & ICT		95 per cent as at June 2020	100 per cent as at June 2022
		Percentage of households with access to internet connection	100.2 per cent as at June 2017	Communications Authority of Kenya	Department of Public Administration & ICT		105 per cent as at June 2020	110 per cent as at June 2022
General information		Population size-%	736,948	KNBS	Department of economic planning	736,948		797,696

		Annual population growth %	2%	KNBS	Department of economic planning	2%		
		Surface area ($km^{2)}$	3245.2 KM^2	KNBS	Department of economic planning	3245.2 KM^2	3245.2 KM^2	3245.2 KM^2
		Density(people per km^2	227	KNBS	Department of economic planning	227		
		Poverty rate %	46%	KNBS	Department of economic planning			
		Share of urban population %	29,827	KNBS	Department of economic planning	29,827		
		Labour force participation		KNBS	Department of economic planning			