REPUBLIC OF KENYA

OFFICE OF THE AUDITOR-GENERAL

Enhancing Accountability

REPORT

OF

THE AUDITOR-GENERAL

ON

COUNTY EXECUTIVE OF MOMBASA

FOR THE YEAR ENDED 30 JUNE, 2019

OFFICE OF THE AUDITOR GENERAL
P. O. Box 95342, MOMBASA
13 MAR 2020
RECEIVED
COAST HUB

COUNTY GOVERNMENT OF MOMBASA
(THE EXECUTIVE)

AMENDED REPORTS AND FINANCIAL STATEMENTS

FOR THE FINANCIAL YEAR ENDED
JUNE 30, 2019

Prepared in accordance with the Cash Basis of Accounting Method under the International Public Sector Accounting Standards (IPSAS)

TABLE OF CONTENTS

TABLE OF CONTENTS i
1. KEY COUNTY GOVERNMENT OF MOMBASA INFORMATION AND MANAGEMENT ii
2. FORWARD BY THE CEC ix
   I. FINANCING OF THE COUNTY GOVERNMENTS ix
   II. CHALLENGES xiv
   III. CONCLUSION xiv
3. STATEMENT OF MANAGEMENT RESPONSIBILITIES xv
4. REPORT OF THE INDEPENDENT AUDITORS ON THE COUNTY GOVERNMENT OF MOMBASA xvi
5. FINANCIAL STATEMENTS 1
   5.1. STATEMENT OF RECEIPTS AND PAYMENTS 1
   5.2. STATEMENT OF ASSETS AND LIABILITIES 3
   5.3. STATEMENT OF CASH FLOWS 4
   5.4. SUMMARY STATEMENT OF APPROPRIATION: RECURRENT AND DEVELOPMENT COMBINED 6
   5.5. SUMMARY STATEMENT OF APPROPRIATION: RECURRENT 8
   5.6. SUMMARY STATEMENT OF APPROPRIATION: DEVELOPMENT 10
   5.7. BUDGET EXECUTION BY PROGRAMMES AND SUB-PROGRAMMES 11
   5.8. SIGNIFICANT ACCOUNTING POLICIES 15
   5.9. NOTES TO THE FINANCIAL STATEMENTS 20
   5.10. OTHER IMPORTANT DISCLOSURES 34
6. PROGRESS ON FOLLOW UP OF AUDITOR RECOMMENDATIONS 37
7. RESTATED FINANCIAL STATEMENTS FOR FY 2017-2018 AND CORRECTIONS OF ERRORS. 50
ANNEXES 51
   ANNEX 1 – ANALYSIS OF TRANSFERS FROM THE EXCHEQUER 51
   ANNEX 2 – ACCOUNTS RECEIVABLE - OUTSTANDING IMPRESTS 52
   ANNEX 3 – ANALYSIS OF PENDING ACCOUNTS PAYABLE 66
   ANNEX 4 – ANALYSIS OF PENDING STAFF PAYABLES 152
   ANNEX 5 – ANALYSIS OF OTHER PENDING PAYABLES 184
   ANNEX 6 – SUMMARY OF FIXED ASSET REGISTER 186
   ANNEX 7 – INTER-COUNTY GOVERNMENT OF MOMBASA TRANSFERS 187
   ANNEX 8 – A HIGH-LEVEL ASSESSMENT OF ACTUAL PERFORMANCE AGAINST THE COMPARABLE BUDGET. 193
   ANNEX 9 – BANK RECONCILIATION/FO 30 REPORT 201

1. KEY COUNTY GOVERNMENT OF MOMBASA INFORMATION AND MANAGEMENT

a) Background information

The County is constituted as per the constitution of Kenya is headed by the County Governor, who is responsible for the general policy and strategic direction of the County.

b) Key Management

The County Government of Mombasa's day-to-day management is under the following key organs:

No.	Name	Designation	Date of holding office
1.	H.E. Ali Hassan Joho EGH	Governor	22nd August 2017
2.	H.E. Dr. William K. Kingi	Deputy Governor and CECM: Education	22nd August 2017
3.	Hon. Maryam abdillahi Mbaruk	CECM: Finance and Economic Planning	13th November 2017
4.	Hon. Hazel Koitaba	CECM: Health	13th November 2017
5.	Hon fawz Rashid Ali (OGW)	CECM: Trade Tourism and Investment	13th November 2017
6.	Hon. Tawfiq Balala	CECM: Transport and Infrastructure and public works executive.	13th November 2017
7.	Hon. Edward Dzilla Nyale	CECM: Lands planning and Housing.	13th November 2017
8.	Hon. Dr. Godffery Nyongesa Nato –	CECM: Environment Waste Management and Energy	13th November 2017
9.	Hon. Hassan Bakari Mwamtoa.	CECM: Agriculture, Fisheries, Livestock & cooperatives	13th November 2017
10.	Hon: Kelvin Munywoki Kyallo	CECM: Youth Gender sports And Culture.	13th November 2017
11.	Hon Seth Odongo	CECM: Devolution and Public Service Administration.	13th November 2017
12	Hon. Fatma Awale	CECM: Water Sanitation & Natural resources	13th November 2017

c) Fiduciary Management

The key management personnel who held office during the financial year ended 30th June 2019 and who had direct fiduciary responsibility were:

No.	Name	Designation
1.	Ms. Maryam abdillahi Mbaruk	CECM, Finance and Economic Planning
2.	Ms. Asha Abdi	Chief Officer, Finance and Economic Planning
3.	Robert Makokha	Chief Accountant

d) Fiduciary Oversight Arrangements

The key fiduciary oversight bodies at the County for the Year ended 30th June 2019 were:

1. County Assembly of Mombasa;
2. Public Accounts Committee;
3. Budget and Appropriations Committee.

e) County Government of Mombasa Headquarters

Betting Control Building
Mombasa
Kenya

f) County Government of Mombasa Contacts

P.O. Box 90440-80100
Mombasa, Kenya.
Telephone: (254) 41-2311531
E-mail: countysec@mombasa.go.ke
Website: www.mombasacounty.go.ke

g) County Government of Mombasa Bankers

1.Central Bank of Kenya,
Haile Selassie Avenue,
P.O. Box 60000,
City Square 00200.
Nairobi, Kenya.

2.Kenya Commercial Bank Limited.
Treasury Square Branch,
P.O. Box 90254.
GPO 80100.
Mombasa, Kenya.

3.National Bank of Kenya Limited.
Bondeni and Nkrumah Road Branch,
P.O. Box 90363.
GPO 80100.
Mombasa, Kenya.

4.Equity bank.
Moi Avenue Branch.
P.O. Box 90016.
GPO 80100.
Mombasa.

5.Cooperative Bank of Kenya Limited.
Nkrumah road, Mombasa,
P.O. Box 87771.
GPO 80100.
Mombasa, Kenya.

h) Independent Auditors

Auditor General,
Kenya National Audit Office,
Anniversary Towers, University Way,
P.O. Box 30084,
GOP 00100.
Nairobi, Kenya,

i) Principal Legal Adviser

The County Attorney,
Elimu Mazingira House,
P.O. Box 90440-80100,
Mombasa, Kenya.

I. KEY MANAGEMENT

The County Executive team during the financial year consisted of:

H.E. Ali Hassan Joho, EGH – Governor.

He is the first governor of Mombasa County and is serving his second five-year term after successfully defending his seat on the August 8th,2017. Governor Joho holds a B.A in Business and Human Resource Management from Kampala University and diploma in business, shipping, logistics and ICT.

Governor Joho was first elected on March 4th, 2013 polls. Prior to that he served as Member of Parliament for Kisauni Constituency between 2007 and 2013.During his term in the National Assembly, Governor Joho served as the Assistant Minister for Transport, Vice Chairman of the Foreign, Defense & Election Committee, Library Committee Member and Transport, Housing & Public Works committee member among other positions.

Governor Joho is the Chair of the Global Strong Cities Steering Committee Working Group on Communications and Counter Narratives and also the Co- President of the 21st Century Maritime Cooperation Committee on Trade and Investments of Cities and Local Governments of Asia-Pacific, Southeast, South Asia and Africa. Besides being a public servant, Governor Joho is a multi-talented and influential serial entrepreneur who has successfully started, grown and managed various enterprises in diverse sectors ranging from environmental management, shipping and logistics to manufacturing and retail. He stepped down from executive position in these businesses as he took County responsibilities.

Hon. Dr. William K. Kingi Deputy Governor And CECM. Education.

Hon. Dr. William K. Kingi is a PhD and MSc holder in Human Resource Management (JKUAT) and was a Senior Lecturer of Human Resource Management(HRM) at Technical University of Mombasa. In this capacity, he Lectured Master of Science in HRM classes and Masters in Business Administration classes. Dr. William K. Kingi also served in various Administrative and Management positions including; the Dean, School of Business at Technical University of Mombasa, Chairman of Business Studies Department at Technical University of Mombasa, member of Board of Directors at Mombasa Water Supply & Sanitation Company Ltd, Managing Director and Real Estate Management Agency at Hawk Consult, Nairobi.

Hon. Joab Tumbo- County Secretary.

Hon. Joab Tumbo holds a Bachelor of Arts in Political Science and Public Administration. In addition he has a diploma in Sales and Marketing.

He has been a resort representative with Kuon Travel, UK. A marketing manager with Johnson and Johnson, director of Real Craft Enterprises and County Executive Committee Member(CEM) of Tourism, trade and investments

He is currently the Chief of Staff in the Governor's office and the acting County Secretary.

Hon. Maryam Abdillahi Mbaruk- CECM, Finance and Economic Planning.

Maryam Abdilahi Mbaruk holds a Master of Business Administration from the University of Nairobi and a Bachelor of Commerce from Punjab University. A career banker Maryam rose through the ranks to become the Regional Manager, Coast, National Bank of Kenya. She has also been acting Chairperson Mombasa County Services Board.

Hon Kelvin Munywoki Kyallo - CECM, Youth Gender sports And Culture.

Kevin Munywoki Kyalo holds a bachelor's degree in Economics, Masters in Economics and is pursuing his PhD at Kenyatta university.

He is a development economist with a bias in human and social development. He previously worked as the chief of staff in the office of Governor. He is a researcher and lecturer in various universities.

Kyalo was elected leader at university association staff union (UASU) before quitting the academia.

Hon Seth Odongo - CECM, Devolution and Public Service Administration.

Seth Odongo is a PhD holder in Business Leadership from the University Of South Africa, and also hold Master of Business Administration (MBA) and Bachelor of Arts (Administration) both from University of Nairobi. Seth previously lectured at the University of Nairobi's School of Business, Mombasa Campus.

Apart from teaching, he is also a Consultant in Marketing.

He had the opportunity to lead in the corporate sector as a General Manager of a Pharmaceutical company and The

Assistant to the Brands and Communications Manager at Kenya Shell/BP Kenya Limited. Seth is affiliated as full member at Kenya Institute of Management (KIM) and Marketing Society of Kenya (MSK) respectively.

Hon Fawz Rashid Ali (OGW) - CECM, Trade, Tourism and Investment.

Fawz Rashid holds a Masters of commerce from University of Mumbai. Fawz Rashid served as Chairman in the Board of Directors-Coast General Hospital from March 2015- November 2017. He also served as a Director Kenya National Chamber of Commerce . Member Institute of Management, Member of lions club Mombasa, Pwani life Member, Kenya Red cross, Life Member Muslim Welfare Association and Member International Police Association.

Hon. Tawfiq Balala - CEC, Transport and Infrastructure and public works executive.

Taufiq Salim Mohamed holds a Bachelor degree of Business Administration at USIU and a Diploma in Sales & Marketing. Balala served as MD for Mast investment Company. Ltd, MD for Sabina Logistics Ltd. He also served as Chairman Sabina Engineering Ltd and also MD for Panafric Impex (K)Ltd. He was director Rundavalle Ltd, Bico Ltd, Kenya Orient Insurance Company, Bico Management service limited, EPZA and Sports stadia management board. Balala is the Captain Nyali Golf & Country Club and Chairman Nyali Golf & Country club. Life Member of MEWA.

Hon. Dr. Godffery Nyongesa Nato –CECM Environment Waste Management and Energy.

Dr. Godfrey Nyongesa Nato holds a PHD in Sociology from Pwani University, Masters in natural resource management and a bachelor's degree in the same field from Egerton University.
Dr Nato served as the Dean, School of Humanities and Social Sciences at the Technical University of Mombasa (TUM) after serving as the chairman of the Department of Social Sciences in the same University.
He also served as Research Assistant at the defunct Kenyan Anti-Corruption Commission (KACC) after several stints with the UNDP as a consultant

Hon. Edward Dzilla Nyale – CECM, Lands planning and Housing.

Edward Dzila Nyale holds a Bachelor of Education from Moi University and CPA (K) from Vision Institute. Previously worked at Telkom Kenya

Hon. Hazel Koitaba- CECM, Health.

Hazel Jemutai Koitaba Graduated from Edith Cowan University in 1997 with a business administration degree and Curtin University in 1999 with a post graduate degree in Marketing. Worked for various companies in Australia that included Goodman Fielder Foods, Vodaphone and the Victorian Government. Returned to Kenya 2003 and has since run various businesses that included a Coca Cola distributorship in Mlaleo, Kisauni. Koitaba has worked for the County Government since 2013 as a County Executive Committee Member in several departments.

Hon. Hassan Bakari Mwamtoa. CECM- Agriculture, Fisheries, Livestock & cooperatives.

Hassan Bakari Mwamtoa, holds a bachelor of science from Moi University. He joined banking sector as a clerk in 1994 until 2015 as a Senior Corporate Relationship Manager. Treasurer at Shimo La Tewa Old Boys Association (SOBA).

Hon. Fatma Awale – CECM Water Sanitation & Natural resources.

Fatuma Awale She holds a Master degree in International Relations and Bachelor Degree in the same filed from USIU.
From 2013 to date has served as the County Executive Member (CECM) in charge of Water, Environment and Natural Resources. Prior to that she worked as a Consultant for Kenya Marine Contractors. She is also a Management Consultant for Wema Centre. In 2006-2007, during the 35th IAAF World Cross Country Championship, Mombasa she served as Director of Volunteer Services local Organising Committee.

2. FORWARD BY THE CEC FINANCE AND ECONOMIC PLANNING

It is my pleasure to present the County Executive Government of Mombasa financial statements for the year ended 30th June 2019. The financial statements present the financial performance of the County Government for 12 months commencing 1st July 2018 to 30th June 2019.

I. FINANCING OF THE COUNTY GOVERNMENT OF MOMBASA

Article 202 of the Constitution of Kenya provides that revenue raised nationally shall be shared equitably among the National Government and the County Governments. Each County Government's equitable share of revenue raised nationally, is determined yearly through the County Allocation of Revenue Act (CARA). The revenue sharing formula is developed by the Commission on Revenue Allocation and approved by Parliament in accordance with Article 217 of the Constitution.

The County also finances its operations through own generated revenues. These are revenues collected within the County. The key own revenue sources for Mombasa County include business permits, land rates, business plan approval, advertising fees, cess and various other administrative charges. The actual total revenue composition for the period as compared to CARA is pictured below.

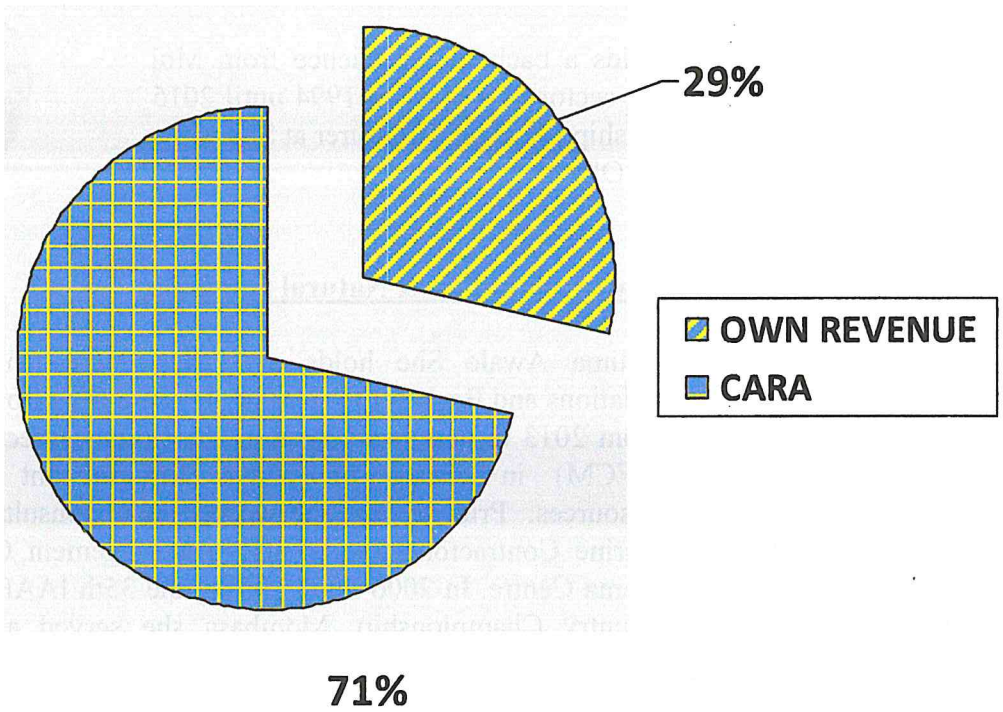

Figure 1: Comparison between Actual own receipts and CARA for FY 2018/2019.

The County continues to explore new and innovative ways of increasing its own revenue collections. Some of the steps that the County has taken towards improving its revenue collections include:

1) Automation of revenue collection system

2) Sealing revenue leakages – Use of Mpesa and improved internal Controls.

These measures have paid dividend, since inception of the County, own revenue has continued to increase each year. This is highlighted by the figure below.

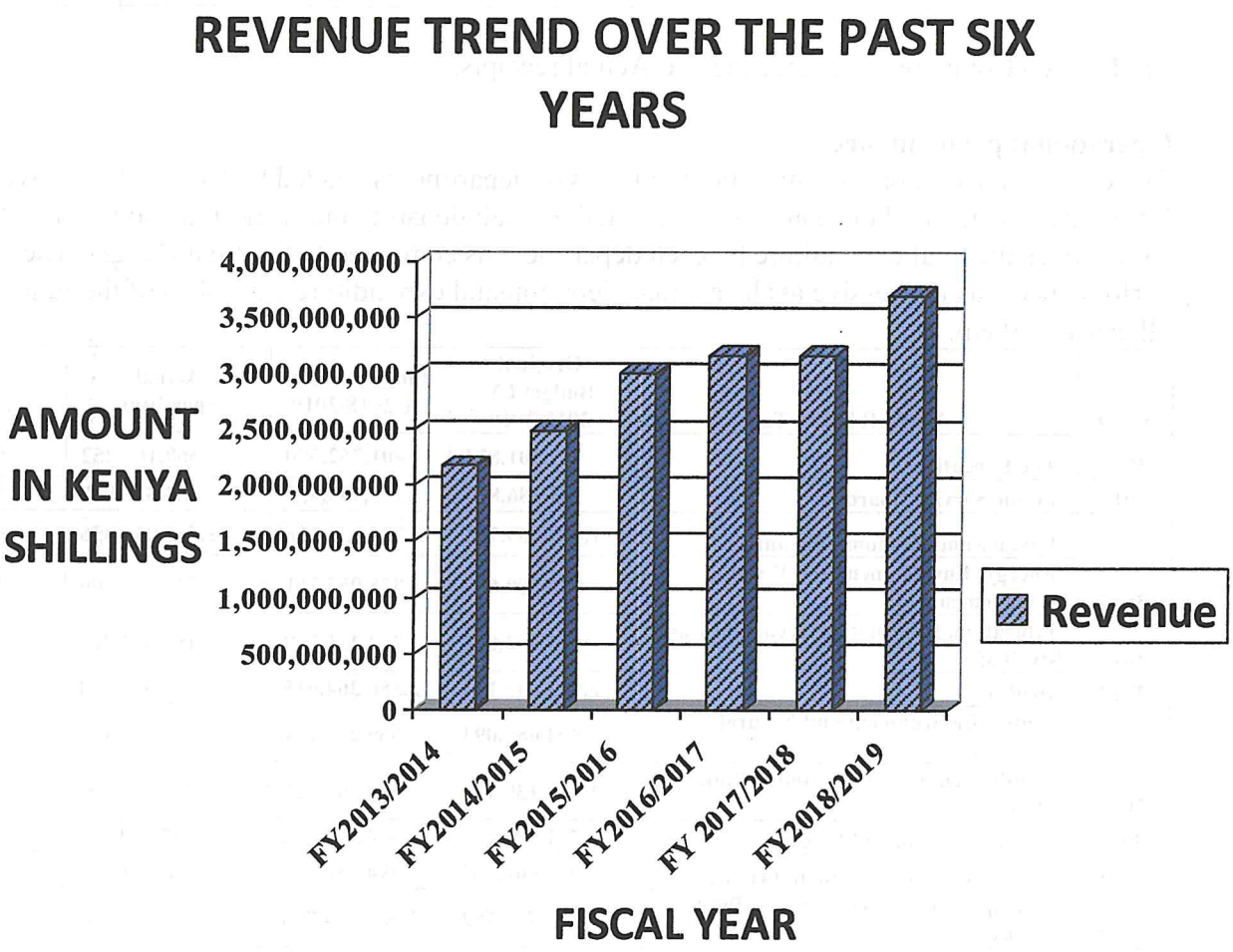

Figure 2: To show own revenue growth over years.

Revenue performance in FY 2018/2019.

The County Collected Kshs. 3.7 billion from its own sources compared to a target of Kshs. 4.7 billion translating to 78% collection. The National government remitted Kshs. 9.2 billion of the Kshs. 9.7 of the County allocation being 95% remittance. The overall receipt collected was 89% of the Budget for the period. The scenario is summarized in table 1 below.

Revenue classification	Budget (KShs)	Actual (KShs)	Realisation (%)
CARA	9,714,556,492	9,215,788,577	95%
Borrowings	0	0	0%
Own generated revenues	4,741,939,084	3,704,297,554	78%
Total	**14,456,495,576**	**12,920,086,131**	89%

Table 1: To Compare target receipts and Actual receipts.

Operational performance

The County's operations are structured in terms of departments headed by County Executive Committee members. For seamless service delivery, all departments work in unison. Table 2 summarizes the total expenditure by each department as compared to the final Budget. The performance was impressive as the average departmental expenditure was 94 % of the funds allocated to them.

S/NO	DEPARTMENTS	Original Budget FY 2018/2019	Final Budget FY 2018/2019	Actual expenditure	%age utilization
3011	The Executive	467,301,873	401,762,590	369,167,252	92%
3013	Public Service Board	153,386,810	101,793,432	83,512,827	82%
3014	Finance and Economic Planning	1,409,969,762	2,775,836,118	2,745,036,456	99%
3015	Energy, Environment and Waste Management	920,580,675	828,955,761	741,627,906	89%
3016	Education, Information Technology and Mv 2035	823,007,052	574,261,709	454,525,722	79%
3017	Health	2,923,643,133	2,586,364,015	3,342,031,304	129%
3018	Water, Environment and Natural Resources	904,686,094	669,278,191	69,136,162	10%
3019	Youth, Gender , Sports and Cultural Affairs	1,500,139,181	350,808,122	280,429,106	80%
3020	Trade, Tourism and Investments	501,088,578	630,369,792	507,760,220	81%
3021	County Planning, Land and Housing	447,606,732	394,856,271	323,441,628	82%
3022	Transport, Infrastructure and Public Works	1,306,449,182	2,367,894,793	2,020,473,542	85%
3023	Agriculture, Fisheries, Livestock and Co-Operatives	499,295,337	381,391,716	327,953,460	86%
3026	Devolution and Public Service Administration	1,077,857,456	1,685,808,115	1,629,449,432	97%
3010	MOMBASA EXECUTIVE TOTAL	12,935,011,865	13,749,380,625	12,894,545,019	94%
3012	Transfer to County Assembly	656,760,026	707,114,950	632,989,659	90%
3010	MOMBASA COUNTY TOTAL	13,591,771,891	14,456,495,575	13,527,534,678	94%

Table 2: Departmental performance in FY 2018/2019

Transport, Infrastructure and Public Works department is tasked with ensuring structures are well planned to enhance mobility in the County, ensure safety of County residence, ensure storm water drainages are working, construction of new roads and routine maintenance of existing roads. The departments spend Kshs. 1.08 billion on improving roads infrastructure.

Figure 3: A pavement being improved by Transport, Infrastructure and Public Works department

Trade, Tourism and Investments department is tasked with beautification of Mombasa county, promoting business and tourism. The department spent Kshs.100 million on its development project to realize this goal.

Figure 4: A section of Mombasa showing efforts to beautify the City by Trade, Tourism and Investments department.

Agriculture, Fisheries, Livestock & cooperatives department used Kshs.91.4 Million to acquire speed boats and thus boost the livelihood of fishermen. In addition, Kshs.10.1 Million was used to procure certified seeds, breeding stocks and live animals, which went along way to improve farming.

Energy, Environment and Waste Management department ensures there is adequate waste management, encourages use of green energy and reduce carbon warming. The department overhauled its fleet of near obsolete vehicle by spending Kshs.39.5 million. It also spent Kshs. 73 million to buy new trucks and tractors. This will save garbage collection bill and keep the County clean.

Youth, Gender, Sports and Cultural Affairs department spend 67.4 Million shillings in constructing and upgrading school fields, County playing field and County Stadiums. This will keep County recreational facilities appealing and usable.

Fig 5: Showing a stadium build and equipped by Youth, Gender, Sports and Cultural Affairs department

Finance and economic planning is tasked with facilitating other departments to achieve their mandate. It spent Kshs.73 Million in automating revenue collection in the whole County. In addition, Kshs.9.2 Million was spent to overhaul its offices to ultra-Modern offices to motivate its staff and create good working conditions.

County Planning, Land and Housing planning department must ensure there is affordable housing, the city is orderly and mapping of the City to enable the Finance and economic planning department collect its rates. In the year the department collected Kshs. 15 Million from allocation of plots to persons to enable them build houses. It collected Kshs.66.7 million as house rent a pointer that it's providing affordable house. The department spent Kshs.66.9 million on mapping, research and finalizing the valuation roll. The valuation roll will boost revenue collection.

Devolution and Public Service Administration spent Kshs.50 Million to finish the governor's official office and overhaul of other offices. This is aimed at improving service delivery to residents.

Education, Information Technology and MV 2035 department spent Kshs.66.3 million in making basic education affordable by way of issuing bursaries. It also spent Kshs.19.2 million in subsidizing Polytechnic education.

Health department is aimed at subsidizing health care and making it within reach of all. The department refurbished its facilities to improve healthcare.

Fig:6 Showing a new Dialysis machine in use and a refurbished Coast general Intensive care unit.

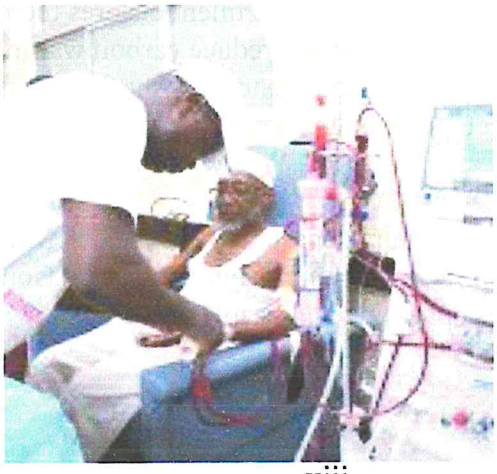

II. CHALLENGES

Despite the notable achievements, we have experienced some challenges during the year. These include:

1) Local revenue collection – the collection was 78% of Budgeted revenue. The target has been missed by 22%. However, this was an increase of 17% compared to financial year 2017/2018 collection. Inability to meet the target stalled some projects. The county will negotiate with affected trading partners so that it pays them immediately it gets funds. It may call upon its residents to volunteer some services like keeping the city clean to bridge the gap in revenue collection.

2) Budget implementation challenges of strategic objectives is release of funds by the National Government coupled with the huge wage bill, this hindered timely implementation of key Projects. At the end of the year, the National Government had released 95% of the expected 100% with 43% being released in the last 3 months, which are April, May and June, with some fund being received in July when the financial year had already elapsed.

III. CONCLUSION

The year progressed smoothly. Good progress has been made and Mombasa County will continue to provide improved service delivery to Mombasa residents.

The gaps identified during the year will be improved in the next financial year enhancing revenue collection and seeking public private partnerships (PPP) to fund development projects.

It is my belief that the annual financial statement presents fairly the state of financial affairs of the County Executive of Mombasa.

County Executive Committee Member for Finance and Economic Planning
County Government of Mombasa.

3. STATEMENT OF MANAGEMENT RESPONSIBILITIES

Sections 163,164 and 165 of the Public Finance Management Act, 2012 requires that, at the end of each financial year, the County Treasury shall prepare financial statements of each County Government entity, receiver of receipts and consolidated financial statements for all County Government entities in accordance with the standards and formats prescribed by the Public Sector Accounting Standards Board.

The County Executive Committee (CEC) member for finance of the County Government is responsible for the preparation and presentation of the County Government's financial statements, which give a true and fair view of the of the County Government for and as at the end of the financial year ended on June 30, 2019. This responsibility includes: (i) maintaining adequate financial management arrangements and ensuring that these continue to be effective throughout the reporting period; (ii) maintaining proper accounting records, which disclose with reasonable accuracy at any time the financial position of the County Government; (iii) designing, implementing and maintaining internal controls relevant to the preparation and fair presentation of the financial statements, and ensuring that they are free from material misstatements, whether due to error or fraud; (iv) safeguarding the assets of the County Government; (v) selecting and applying appropriate accounting policies; and (vi) making accounting estimates that are reasonable in the circumstances.

The CEC member for finance accepts responsibility for the County Government's financial statements, which have been prepared on the Cash Basis Method of Financial Reporting, using appropriate accounting policies in accordance with International Public Sector Accounting Standards (IPSAS). The CEC member for finance is of the opinion that the County Government's financial statements give a true and fair view of the state of the County Government's transactions during the financial year ended June 30, 2019, and of its financial position as at that date. The CEC member for finance further confirms the completeness of the accounting records maintained for the County Government which have been relied upon in the preparation of the its financial statements as well as the adequacy of the systems of internal financial control.

The CEC member for finance confirms that the County Government has complied fully with applicable Government Regulations and the terms of external financing covenants (where applicable), and that the County Government's funds received during the year under audit were used for the eligible purposes for which they were intended and were properly accounted for. Further the CEC member for finance confirms that the County Government's financial statements have been prepared in a form that complies with relevant accounting standards prescribed by the Public Sector Accounting Standards Board of Kenya.

Approval of the financial statements

The County Government's financial statements were approved and signed by the CEC member for finance on 25/9/ 2019.

_____

County Executive Committee Member – Finance

REPUBLIC OF KENYA

Telephone: +254-(20) 3214000
E-mail: info@oagkenya.go.ke
Website: www.oagkenya.go.ke

OFFICE OF THE AUDITOR GENERAL

Enhancing Accountability

HEADQUARTERS
Anniversary Towers
Monrovia Street
P.O. Box 30084-00100
NAIROBI

REPORT OF THE AUDITOR-GENERAL ON COUNTY EXECUTIVE OF MOMBASA FOR THE YEAR ENDED 30 JUNE, 2019

REPORT ON THE FINANCIAL STATEMENTS

Qualified Opinion

I have audited the accompanying financial statements of County Executive of Mombasa set out on pages 1 to 49, which comprise statement of assets and liabilities as at 30 June, 2019, and the statement of receipts and payments, statement of cash flows and summary statement of appropriation: recurrent and development combined for the year then ended, and a summary of significant accounting policies and other explanatory information in accordance with the provisions of Article 229 of the Constitution of Kenya and Section 35 of the Public Audit Act, 2015. I have obtained all the information and explanations which, to the best of my knowledge and belief, were necessary for the purpose of the audit.

In my opinion, except for the effects of the matter described in the Basis for Qualified Opinion section of my report, the financial statements present fairly, in all material respects, the financial position of the County Executive of Mombasa as at 30 June, 2019, and of its financial performance and its cash flows for the year then ended, in accordance with International Public Sector Accounting Standards (Cash Basis) and comply with the Public Finance Management Act, 2012 and the County Governments Act, 2012.

Basis for Qualified Opinion

1. Unsupported Exchequer Releases

The statement of receipts and payments for the year ended 30 June, 2019 reflects Kshs.8,952,853,397 in respect of Exchequer releases. The balance of Kshs.8,952,853,397 comprises equitable share of Kshs.8,226,800,000 and conditional grant to Level 5 Hospitals of Kshs.388,439,306 as disclosed in Note 1 to the financial statements. However, records maintained at the Department of Health indicated that only Kshs.234,000,000 was disbursed to Coast General Hospital, (a Level 5 Hospital), resulting to undisbursed amount of Kshs.154,439,306. Although the Management has explained that Kshs.154,439,306 was spent directly in paying contractors and suppliers of the Hospital, no documentary evidence was availed to support the assertion. It was therefore, not possible to determine whether the funds were utilized towards sustaining the services of Coast General Hospital which include provision of medical training and specialized and inter-county referral services, being conditions set for the grant.

In the foregoing circumstances, the validity and regularity of Exchequer releases amounting to Kshs.154,439,306 for the year ended 30 June, 2019 could not be ascertained.

2. Own Generated Revenue- Property Income-Rates

As disclosed in Note 9 to the financial statements, the statement of receipts and payments for the year ended 30 June, 2019 reflects County own generated receipts of Kshs.3,704,297,554, out of which Kshs.1,062,676,822 relates to property income rates. As previously reported, the valuation roll which was used for billing the plot owners had not been updated with new land subdivisions while more than 4,000 plots had been registered in the name of owners who could not be identified. Information available indicates that the new valuation roll had been finalized. However, there was no evidence that the outstanding rates had been reconciled to reflect the correct balances.

Consequently, the accuracy and completeness of other property income-rates of Kshs.1,062,676,822 for the year ended 30 June, 2019 could not be confirmed.

3. Unreconciled Transfers to Other Government Units

The statement of receipts and payments for the year ended 30 June, 2019 reflects amount of Kshs.632,989,659 in respect of transfers to other Government units. The amount relates to transfers to the County Assembly of Mombasa. However, according to the County Revenue Fund bank account statement, only Kshs.211,816,218 was transferred to the County Assembly, leaving a balance of Kshs.421,173,441 which was explained as payments made by the County Executive on behalf of the County Assembly. The latter amount further includes County Assembly employees' costs of Kshs.351,085,873. It was not clear why the County Executive continues to manage the County Assembly's payroll despite the County Assembly having a separate budget with requests for funds made directly from the Controller of Budget.

In the foregoing circumstances, the regularity and validity of the transfers to other Government units amounting to Kshs.632,989,659 for the year ended 30 June, 2019 could not be confirmed.

4. Unsupported Expenditure - Acquisition of Assets

As detailed in Note 17 to the financial statements, the statement of receipts and payments for the year ended 30 June, 2019 reflects an amount of Kshs.2,696,994,580 under acquisition of assets. The balance includes an expenditure of Kshs.1,076,761,534 and Kshs.677,123,662 in respect of construction of roads and construction and civil works respectively, out of which Kshs.49,102,444 being Kshs.20,921,820 and Kshs.28,180,624 expended on the construction of roads and construction and civil works respectively was not supported with requisitions, procurement plan, invitations to bid, evaluation minutes, tender award notification letters and contract documents.

Further, an amount of Kshs.10,000,000 was paid to Mombasa Water and Sanitation Company Limited for resettlement action plan. Although the County Executive has explained that this was a prerequisite requirement for funding of the Company for compensating project affected persons (PAPs) and that verification was carried out, no evidence was availed to confirm the affected persons were actually compensated.

Consequently, the propriety and value for money on acquisitions of assets amounting to Kshs.59,102,444 for the year ended 30 June, 2019 could not be confirmed.

5. Unsupported Expenditure – Other Payments

As detailed in Note 20 to the financial statements, the statement of receipts and payments for the year ended 30 June, 2019 reflects a balance of Kshs.1,930,791,111 in respect of other payments which includes an amount of Kshs.970,216,557 being payment to creditors . The balance of Kshs.970,216,557 constitutes an amount of Kshs.121,438,516 which was indicated to have been paid to creditors but no supporting payment vouchers, invoices, goods received notes, certificates of works completed and inspection reports were availed for audit verification.

Further, the balance of Kshs.1,930,791,111 constitutes an amount of Kshs.836,708,079 in respect to expenses under the Coast Provincial General Hospital which includes a balance of Kshs.37,150,000, being payment to casual employees. Management has not provided supporting documents or explained how the casuals were recruited.

Consequently, the propriety of payment of other expenses amounting to Kshs.121,438,516 to creditors and Kshs.37,150,000 to hospital casual wages for the year ended 30 June, 2019 could not be confirmed.

6. Unconfirmed Bank Balances

The statement of assets and liabilities as at 30 June, 2019 reflects a bank balance of Kshs.193,167,776 which constitutes an amount of Kshs.1,064,900 being the balance in Local Authority Service Delivery Action Plan bank account, whose cash book, certificate of bank balance and bank reconciliation statements were not availed for audit review.

Further, the supporting bank reconciliation statements indicated that an amount of Kshs.49,809,062 was withdrawn from Mombasa Devolution Support Programme account on 28 June, 2019, thereby depleting the account as at 30 June, 2019. The County Executive has not provided details or bank statement to show when the cheque was subsequently cleared by the bank.

In addition, although the County Executive collects revenue through various electronic transfer platforms, balances held in these mobile platforms were not disclosed in the financial statements. Management has however, explained that they recognize cash swiped or transferred to the respective collection accounts, but there is no disclosure or demonstration through subsequent swipes on how much money was held in the platforms as at 30 June, 2019.

Consequently, the accuracy and completeness of cash and bank balance of Kshs.193,167,776 as at 30 June, 2019 could not be confirmed.

7. Unconfirmed Clearance of Account Payables (Pending Bills)

The statement of assets and liabilities as at 30 June, 2019 reflects a balance of Kshs.1,858,989 in respect of accounts payables – deposits and retentions. The

balance is net of Kshs.213,472,969 that was paid to various contractors as retentions for contracts completed during the previous financial years. However, a review of the financial statements revealed that the accounts payables balance was Kshs.52,561,443 as at 30 June, 2018, resulting to an unexplained and unreconciled variance of Kshs.160,911,526 which had not been disclosed.

In the circumstances, the validity and regularity in the clearance of accounts payables – deposits and retentions balance of Kshs.160,911,526 could not be ascertained.

Key Audit Matters

Key audit matters are those matters that, in my professional judgment, are of most significance in the audit of the financial statements. There are no other key audit matters to report in the year under review.

Other Matter

1. Budgetary Control and Performance

The statement of comparison of budget and actual amounts: recurrent and development combined reflects final receipts budget and actual on comparable basis of Kshs.14,456,495,575 and Kshs.12,920,086,131 respectively, resulting to an under-funding of Kshs.1,536,409,444 or 11% of the budget. Similarly, the County Executive spent Kshs.13,527,534,678 out of the approved expenditure budget of Kshs.14,456,495,575 resulting to under expenditure of Kshs.928,960,897 or 7% of the budget.

The underfunding mostly occurred due to under-collection of county own generated revenues whereby out of the approved budgeted of Kshs.4,741,939,083 only an amount of Kshs.3,704,297,554 was realised leaving an amount of Kshs.1,037,641,529 or 22% not collected. Further, analysis of the amount realised under county own generated revenues indicates that the revenues continued to decline between 2016/2017 and 2018/2019 by 12.6% as illustrated below:

Revenue Source	Actual Amount Realised From County Own Generated Revenues			% Variance Between 2016/2017 and 2018/2019
	2018/2019	2017/2018	2016/2017	
	(Kshs.)	(Kshs.)	(Kshs.)	%
Receipts from Administrative Fees and Charges	695,178,786	775,046,024	820,968,697	(15.32%)
Housing	66,662,709	68,379,535	52,203,372	27.70%
Vehicle Parking Fees	450,132,967	471,907,695	513,941,197	(12.42%)
Total	**1,211,974,462**	**1,315,333,254**	**1,387,113,266**	**(12.6%)**

This is an indication of possible revenue leakages, or inefficient revenue collection systems in these revenue streams.

The County Executive may not fully finance its budget activities which in turn may adversely affect delivery of goods and service to residents of Mombasa County.

2. Pending Bills

As disclosed under Note 5.10 Other important disclosures, pending bills amounted to Kshs.4,702,298,591 as at 30 June, 2019. Management has not explained why the bills were not settled during the year when they occurred. The above balance constitutes bills amounting to Kshs.1,764,835,106, Kshs.2,844,730,596 and Kshs.92,732,889 in respect of pending accounts payables, pending staff payables and other pending payables respectively. Out of the bills payables of Kshs.1,764,835,106, bills amounting to Kshs.1,532,639,413 were not supported with payment vouchers or signed contracts to confirm that goods were delivered and services were offered or work was done.

Further, the pending staff payables balance of Kshs.2,844,730,596 mainly constitutes of unremitted payroll deductions to various statutory authorities. Out of the bills payables of Kshs.2,844,730,596, bills amounting to Kshs.2,811,647,255 or over 98% were not supported with payment claims.

Failure to settle bills in the year to which they relate will adversely affect the implementation of the subsequent year's budgeted programs, as the pending bills form a first charge to that year's budget provision.

3. Prior Year Matters

In the audit report of the previous year, several issues were raised under the Report on Financial Statements, Report on Lawfulness and Effectiveness in Use of Public Resources, and Report on Effectiveness of Internal Controls, Risk Management and Governance. However, although the Management has indicated that the issues have been resolved, the matters have remained unresolved as the Senate has not deliberated on the same.

The audit was conducted in accordance with International Standards of Supreme Audit Institutions (ISSAIs). I am independent of the County Executive of Mombasa Management in accordance with ISSAI 130 on Code of Ethics. I have fulfilled other ethical responsibilities in accordance with the ISSAI and in accordance with other ethical requirements applicable to performing audits of financial statements in Kenya. I believe that the audit evidence I have obtained is sufficient and appropriate to provide a basis for my qualified opinion.

REPORT ON LAWFULNESS AND EFFECTIVENESS IN USE OF PUBLIC RESOURCES

Conclusion

As required by Article 229(6) of the Constitution, based on the procedures performed, except for the matter described in the basis for Conclusion on Lawfulness and Effectiveness in use of Public Recourses/ sections of my report, I confirm that, nothing

else has come to my attention to cause me to believe that public resources have not been applied lawfully and in an effective way.

Basis for Conclusion

1.0 Revenue Not Transferred to County Revenue Fund Account

The statement of receipts and payments for the year ended 30 June, 2019 reflects county own generated receipts of Kshs.3,704,297,554. Audit verification of transfers of revenue to the County Revenue Fund Account (CRF) revealed that only an amount of Kshs.3,218,143,075 was transferred to the County revenue account, resulting to an unremitted balance of Kshs.486,154,479. This is contrary to Section 109 (2) of the Public Finance Management Act, 2012 which requires each County Treasury to ensure all money raised or received by or on behalf of the County Government is paid into the County Revenue Fund account except money that is excluded from payment into that Fund because of *a* provision of this Act or another Act of Parliament, and is payable into another county public fund established for a specific purpose. The non-compliance with the laws could result to irregular spending of revenue at source.

Management is therefore in breach of the law

2.0 Unauthorised Expenditure – Other Payments

The statement of comparison between the budget and actual amounts reflects a final approved budget of Kshs.1,027,434,545 against Other Payments. However, the actual expenditure under the item amounted to Kshs.1,930,791,111 resulting to an over-expenditure of Kshs.930,356,566 or 88% of the approved budget. This implies that the Management spent the above amount beyond the authorized budget without seeking for approval or reallocation from the County Assembly contrary to Section 42 (b) of the Public Finance Management (County Governments) Regulations, 2015 which provides that the Accounting Officer shall ensure that public funds entrusted to their care are applied for purposes for which they were intended as appropriated by the County Assembly.

Consequently, the Management is therefore in breach of the law.

3.0 Compensation of Employees

The statement of receipts and payments for the year ended 30 June, 2019 reflects an expenditure of Kshs.5,186,989,426 in respect of compensation of employees. This expenditure represents 40% of the total revenue received of Kshs.12,920,086,131 during the year. This contravened Section 25 (a) of the Public Finance Management (County Governments) Regulations, 2015 which requires that the wage bill should not exceed 35% of the revenue.

4.0 Pending Bills - Unremitted Statutory Deductions

As reported in the year 2017/2018, Management continued to accumulate statutory deductions instead of remitting the same to the relevant authorities. Included in the pending bills balance of Kshs.4,702,298,591 is a total of Kshs.471,104,593 in respect of statutory deductions not remitted and which includes Pay As You Earn (PAYE),

VAT, pension contributions and tax arrears which have been outstanding for a long period as detailed below:

No.	Deduction	Amount (Kshs)
1	VAT	3,870,185
2	NHIF	2,307,350
3	KRA Arrears	358,654,250
4	Income Taxes	24,676,729
5	Pension Funds	81,596,079
	Total	**471,104,593**

Non-compliance with statutory requirements may lead to heavy penalties which will affect service delivery as this will result to diversion of the funds available for other budgeted activities to finance the penalties and interests thereon.

Consequently, the Management is in breach of the law.

5.0 Compliance with the Public Procurement and Asset Disposal Act, 2015

5.1 Administration of Biennial Contracts

During the year under review, the County Executive spent an amount of Kshs.2,696,994,580 under acquisition of assets which constitutes an expenditure of Kshs.1,076,761,534 incurred on construction of roads. Examination of records revealed that the Management implemented projects with a total contract sum of Kshs.446,801,722 through a framework agreement No. CGM/PRO/T/27/2016-2017 through biennial contracts for roads and other civil works. The agreement expired in January, 2018. The County Executive explained that the framework contract commenced in February, 2017 with actual end date of February, 2019. However, it is not clear on which biennial contract the County Executive relied on to award framework contract for the third and fourth quarters during the year 2018/2019. The statement of professional opinion was forwarded in December, 2018 without documentary evidence to confirm that it had been approved contrary to Section 114(2) of the Public Procurement and Asset Disposal Act, 2015 which provides that for agreements exceeding one year "a value for money assessment be undertaken annually to determine whether the terms designated in the framework agreement remain competitive".

Further, the annual development plan for the Department of Transport and Infrastructure included thirty-six (36) projects which were implemented at a total cost of Kshs.344,592,634.45 but were not included in the procurement plan. This is contrary to Section 53(2) of the Public Procurement and Asset Disposal Act, 2015 which states requires an Accounting Officer to prepare an annual procurement plan prior to commencement of the financial year.

5.2 Procurement of Food and Ration for Coast General Hospital

During the year under review, the County Executive expended an amount of Kshs.1,930,791,111 in respect of other payments which constitutes payments of Kshs.836,708,079 to Coast Provincial General Hospital. The above balance of

Kshs.836,708,079 includes an amount of Kshs.42,096,684 used for supply of food and ration. However, records availed for audit review indicated that the procurement was done through a three-month un-written framework agreement, contrary to Section 106(2)a of Public Procurement and Assets Disposal Act, 2015, which requires that an Accounting officer of a procuring entity to give the request to persons registered by the procuring entity.

Consequently, the Management is in breach of the provision of the Public Procurement and Asset Disposal Act, 2015.

5.3 Delayed Construction of Early Childhood Development (ECD) Schools

Further, the balance of Kshs.2,696,994,580 includes an expenditure of Kshs.54,149,475 in respect of construction of buildings. The balance of Kshs.54,149,475 includes an amount of Kshs.11,050,351 that was spent on construction of Early Childhood Development Centres. As reported in previous audits, the Department of Education undertook to construct eight (8) ECDs classrooms in eight locations during the 2014/2015 financial year at a total cost of Kshs.214,173,840. The contract which had a duration of 32 weeks commenced in May 2014 and was expected to be completed in the month of December, 2015. However, only six ECDs, had been completed while the remaining two, were at various stages of completion at the time of audit in the month of October 2019, which is a delay of four years after the end of the expected date of completion. It was also observed that the contract extension resulted into total price variation increase of Kshs.16,314,651 which could have been saved had the projects been completed on schedule.

This is an indication of poor project management which has led to cost escalations and failure to realize value for money on the projects.

6.0 Construction of Hospitals

During the year under review, the County Executive spent an amount of Kshs.54,149,475 on the construction of buildings out of which Kshs.6,181,577 relates to construction of five sub-county hospitals. As reported in previous years, the Department of Health undertook construction of five sub-county hospitals at Shika Adabu, Marimani, Mtongwe, Vikwatani and Chaani in the financial year 2014/2015. The hospitals were expected to have been completed by December, 2015.

A physical verification of the projects carried out during the month of October, 2019, revealed that only three projects had been completed. The remaining two (2) projects' completion period had been further extended to February, 2019 from the previous extension of March, 2017. The delayed completion of the projects have adversely affected service delivery to the intended beneficiaries and failure to realize value for money on the projects.

The audit was conducted in accordance with ISSAI 4000. The standard requires that I comply with ethical requirements and plan and perform the audit to obtain assurance about whether the activities, financial transactions and information reflected in the financial statements are in compliance, in all material respects, with the authorities that govern them. I believe that the audit evidence I have obtained is sufficient and appropriate to provide a basis for my conclusion.

REPORT ON EFFECTIVENESS OF INTERNAL CONTROLS, RISK MANAGEMENT SYSTEMS AND GOVERNANCE

Conclusion

As required by Section 7(1)(a) of the Public Audit Act, 2015, based on the audit procedures performed, except for the matter described in the Basis for Conclusion on Effectiveness of Internal Controls sections of my report, I confirm that, nothing else has come to my attention to cause me to believe that internal controls, risk management and overall governance were not effective.

1.0 Projects Implementation Status Report

During the year under review, the projects implementation status report made availed for audit review indicates that, a total of 280 projects with an approved budget of Kshs.4,148,388,116 were rolled out across the County Departments and regions. Out of these, 148 (52.9%) projects with a budget of Kshs.801,724,994 (19.3%) were fully complete, 127 projects (45.3%) with a budget of Kshs.3,323,165,122 (80.1%) were partially complete while 5 projects (1.8%) with a budget of Kshs.23,500,100 (0.6%) had not started.

Further, an audit inspection undertaken in the month of October, 2019 on a sample of twenty-two (22) projects with accumulated contract costs amounting to Kshs.2,128,029,983 revealed various anomalies and irregularities as detailed in **Appendix I.**

Delayed completion of the projects implies that the intended beneficiaries may take long to realize value for money and the prolonged completion date may lead to costs escalation due to inflation which is an indication of poor projects' implementation, monitoring, supervision and overall governance by the management and oversight bodies in the County.

2.0 Assets Management and Custody

Annex 6 to the financial statements for the year ended 30 June, 2019 reflects cumulative assets amounting to Kshs.16,015,429,789. According to the accompanying disclosure note, the balance of Kshs.16,015,429,789 includes assets bought and inherited by the County Government from the defunct Municipal Council. However, no evidence was availed for audit review to indicate what assets and liabilities were handed over to the County Government.

Further, the balance brought forward reflects a balance of Kshs.13,318,435,209 while the audited financial statements for the year 2017/2018 indicates a closing balance of Kshs.14,541,061,999, resulting to a variance of Kshs.1,222,626,790.

In the circumstances, I am unable to determine whether the County Executive has put in place policies and procedures to ensure safety and custody of its assets under its jurisdiction.

3.0 Register of Accounts Payable

The Management did not maintain a register of all accounts payable as required by Section 100 of the Public Finance Management (County Governments) Regulations, 2015 which requires Accounting Officers to keep in all offices which receives cash or makes payments, a cash book showing the receipts and payments and to maintain such other books and registers as may be necessary for the proper maintenance and production of the accounts of the Vote for which the Accounting Officer is responsible.

In absence of such primary records, there is weak internal controls and ability of the management to ensure safeguarding of public resources against misallocation and abuse could not be confirmed.

Basis for Conclusion

The audit was conducted in accordance with ISSAI 2315 and ISSAI 2330. The standards require that I plan and perform the audit to obtain assurance about whether effective processes and systems of internal control, risk management and overall governance were operating effectively, in all material respects. I believe that the audit evidence I have obtained is sufficient and appropriate to provide a basis for my conclusion.

Responsibilities of Management and those charged with Governance

Management is responsible for the preparation and fair presentation of these financial statements in accordance with International Public Sector Accounting Standards (Cash Basis) and for maintaining effective internal control as management determines is necessary to enable the preparation of financial statements that are free from material misstatement, whether due to fraud or error and for its assessment of the effectiveness of internal control, risk management and overall governance.

In preparing the financial statements, Management is responsible for assessing the County Executive's ability to continue to sustain it services, disclosing, as applicable, matters related to sustainability of services and using the applicable basis of accounting unless Management is aware of the intention to dissolve the County Executive or to cease operations.

Management is also responsible for the submission of the financial statements to the Auditor-General in accordance with the provisions of Section 47 of the Public Audit Act, 2015.

In addition to the responsibility for the preparation and presentation of the financial statements described above, Management is also responsible for ensuring that the activities, financial transactions and information reflected in the financial statements are in compliance with the authorities which govern them, and that public resources are applied in an effective way.

Those charged with governance are responsible for overseeing the financial reporting process, reviewing the effectiveness of how the County Executive monitors compliance with relevant legislative and regulatory requirements, ensuring that effective processes and systems are in place to address key roles and responsibilities

in relation to overall governance and risk management, and ensuring the adequacy and effectiveness of the control environment.

Auditor-General's Responsibilities for the Audit

The audit objectives are to obtain reasonable assurance about whether the financial statements as a whole are free from material misstatement, whether due to fraud or error, and to issue an auditor's report that includes my opinion in accordance with the provisions of Sectio48 of the Public Audit Act, 2015 and submit the audit report in compliance with Article 229(7) of the Constitution. Reasonable assurance is a high level of assurance, but is not a guarantee that an audit conducted in accordance with ISSAIs will always detect a material misstatement and weakness when it exists. Misstatements can arise from fraud or error and are considered material if, individually or in the aggregate, they could reasonably be expected to influence the economic decisions of users taken on the basis of these financial statements.

In addition to the audit of the financial statements, a compliance audit is planned and performed to express a conclusion about whether, in all material respects, the activities, financial transactions and information reflected in the financial statements are in compliance with the authorities that govern them and that public resources are applied in an effective way, in accordance with the provisions of Article 229(6) of the Constitution and submit the audit report in compliance with Article 229(7) of the Constitution.

Further, in planning and performing the audit of the financial statements and audit of compliance, I consider internal control in order to give an assurance on the effectiveness of internal controls, risk management and overall governance processes and systems in accordance with the provisions of Section 7(1)(a) of the Public Audit Act, 2015 and submit the audit report in compliance with Article 229(7) of the Constitution. My consideration of the internal control would not necessarily disclose all matters in the internal control that might be material weaknesses under the ISSAIs. A material weakness is a condition in which the design or operation of one or more of the internal control components does not reduce to a relatively low level the risk that misstatements caused by error or fraud in amounts that would be material in relation to the financial statements being audited may occur and not be detected within a timely period by employees in the normal course of performing their assigned functions.

Because of its inherent limitations, internal control may not prevent or detect misstatements and instances of non-compliance. Also, projections of any evaluation of effectiveness to future periods are subject to the risk that controls may become inadequate because of changes in conditions, or that the degree of compliance with the policies and procedures may deteriorate.

As part of an audit conducted in accordance with ISSAIs, I exercise professional judgement and maintain professional skepticism throughout the audit. I also:

- Identify and assess the risks of material misstatement of the financial statements, whether due to fraud or error, design and perform audit procedures responsive to those risks, and obtain audit evidence that is sufficient and appropriate to provide a basis for my opinion. The risk of not detecting a material misstatement resulting from fraud is higher than for one resulting from error, as fraud may involve

collusion, forgery, intentional omissions, misrepresentations, or the override of internal control.

- Evaluate the appropriateness of accounting policies used and the reasonableness of accounting estimates and related disclosures made by the Management.

- Conclude on the appropriateness of the management's use of the applicable basis of accounting and, based on the audit evidence obtained, whether a material uncertainty exists related to events or conditions that may cast significant doubt on County Executive's ability to continue to sustain its services. If I conclude that a material uncertainty exists, I am required to draw attention in the auditor's report to the related disclosures in the financial statements or, if such disclosure are inadequate, to modify my opinion. My conclusions are based on the audit evidence obtained up to the date of my audit report. However, future events or conditions may cause the County Executive to cease to continue to sustain its services.

- Evaluate the overall presentation, structure and content of the financial statements, including the disclosures, and whether the financial statements represent the underlying transactions and events in a manner that achieves fair presentation.

- Obtain sufficient appropriate audit evidence regarding the financial information and business activities of the County Executive to express an opinion on the financial statements.

- Perform such other procedures as I consider necessary in the circumstances.

I communicate with the Management regarding, among other matters, the planned scope and timing of the audit and significant audit findings, including any significant deficiencies in internal control that are identified during the audit.

I also provide Management with a statement that I have complied with relevant ethical requirements regarding independence, and to communicate with them all relationships and other matters that may reasonably be thought to bear on my independence, and where applicable, related safeguards.

Nancy Gathungu
AUDITOR-GENERAL

Nairobi

08 April, 2021

Appendix I: Projects Inspection

	Details	Project Cost (Kshs)	Field Verification Results
			Projects with no unsatisfactory findings
1.	Improvement of a section of Chembani-Kiembeni Access road	3,684,098.	The road had been done.
2.	Construction of closed culvert storm water drain from Uwanja wa Bofu to Jamvi la Wageni in Likoni Sub- County	69,695,682	The project was still ongoing.
3	Mombasa Stadium Work	1,768,183,999	The project had just started
Projects with unsatisfactory findings			
1.	Construction of JCC church afro estate Utange (old Malindi road) access road	49,867,256	Road started but specifications changed from cabro to concrete. No sign post to identify the project was erected on site
2.	Construction to Cabro Std of Access Road from Airport Road to Mwidani Techinical Institute	21,478,877	Road done but no sign post to identify the project was erected on site
3.	Storm water drainage construction in Kiembeni & Mtopanga road	9,574,090	Project ongoing but no sign post to identify the project was erected on site
4.	Slope stabilisation & drainage construction in Mikindani	19,940,308	Complete, but no sign post to identify the project was erected on site. Further, a section of the project had been washed away by floods
5.	Routine maintenance of Migadini Estate roads	14,863,596	No sign post was erected to identify the project. Further, there was no observable evidence of work done
6.	Routine maintenance of Mikindani Estate roads	5,296,197	No sign post was erected to identify the project. Further, there was no observable evidence of work done

	Details	Project Cost (Kshs)	Field Verification Results
7.	Spot imp. of access road to JCC church and clearing	19,506,582	No sign post was erected to identify the project. Further, there was no observable evidence of work done
8.	Improvement of Mtopanga Vikwatani access road	15,835,830	No sign post was erected while a section of the cabro laid was loose and peeling off.
9.	Construction and cleaning of Chaani storm water drainage	49,024,635	No sign post to identify the project was erected
10.	Rehabilitation of Dzanikeni Water pan, Kisauni	3,980,710	No signpost was erected on site nor was the project in use
11.	Rehabilitation of Marimani Water pan, Mwakirunge, Kisauni	3,980,710	No signpost was erected on site nor was the project in use
12.	Upgrading Sparki Primary School ground	1,298,255	The playground had not been leveled as minor depressions holding water during rains was observed/seen. No signpost was erected to identify the project.
13.	Upgrading Tudor Primary School Ground	1,272,000	Ground not leveled as minor depressions holding water were seen. Goalposts were erected but not painted. In addition, no signpost was erected on site to identify the project.
14.	Proposed Construction of Early Childhood Development (ECD) Centre at Utange	28,836,930	Project is complete and in use. However, no signpost was erected to identify the project. Further, a total of Kshs.32,826,064 had been spent on the project as at 30 June, 2019, resulting to a variation of Kshs.3,989,134 which has not been explained nor reconciled.
15.	Proposed Construction of Early Childhood Development (ECD) Centre at Buxton	19,250,843	The Project is complete but the site is completely surrounded with fence, hence not accessible or in use. Further, the contractor was not on site at the time of audit inspection. In addition, cracks were seen on the balcony while signpost had not been erected on site to identify the project.

	Details	Project Cost (Kshs)	Field Verification Results
			Furthermore, a total of Kshs.21,600,399 had been spent on the project as at year end, resulting to a variation of Kshs.2,349,556 which has not been explained nor reconciled.
16.	Improvement and maintenance of Kongowea Market Loading off zones	9,947,927	Potholes were seen on the loading zones. The project was not branded
17.	Periodic maintenance of Kongowea market exit roads	4,612,385	Potholes were seen on the road. The project was not branded
18.	Construction of 900 units for trading tables at tables at Kongowea market	5,100,000	The contractor was awarded the contract to construct 900 tables but at the time of the audit inspection, only 339 tables had been constructed, leaving 561 not constructed. Further, the contractor was not on site and the project was not branded.
19.	Renovation of service bay, car shed and walkway	6,483,171	Work on the inspectorate service bay was still incomplete yet the contractor was not on site.
Grand total		**290,150,302**	

5. FINANCIAL STATEMENTS

5.1. STATEMENT OF RECEIPTS AND PAYMENTS

		2018-2019	2017-2018
	Notes	KShs	KShs
RECEIPTS			Restated
Exchequer releases	1	8,952,853,397	8,649,760,216
Proceeds from Domestic and Foreign Grants	2		
Transfers from Other Government Entities	3	262,935,180	212,659,377
Proceeds from Domestic Borrowings	4		
Proceeds from Foreign Borrowings	5		
Proceeds from Sale of Assets	6		
Reimbursements and Refunds	7		
Returns of Equity Holdings	8		
County Own Generated Receipts	9	3,704,297,554	3,168,434,397[i]
Returned CRF issues	10		
TOTAL RECEIPTS		**12,920,086,131**	**12,030,853,990**
PAYMENTS			
Compensation of Employees	11	5,186,989,426	4,594,693,318
Use of goods and services	12	2,577,095,421	2,084,498,590
Subsidies	13	30,301,139	0
Transfers to Other Government Units	14	632,989,659	525,366,107
Other grants and transfers	15	472,373,342	369,929,840
Social Security Benefits	16		
Acquisition of Assets	17	2,696,994,580	2,155,057,086
Finance Costs, including Loan Interest	18		
Repayment of principal on Domestic and Foreign borrowing	19		
Other Payments	20	1,930,791,111	1,550,743,769[ii]
TOTAL PAYMENTS		**13,527,534,678**	**11,280,288,710**
SURPLUS/(DEFICIT)		**(607,448,547)**	**750,565,280[iii]**

i)Reclassification of other revenues was done for Audited accounts FY 2017-2018. The revenue streams affected were other health and sanitation, fines penalties and forfeitures and business permits see journals page 50.
ii)Other payments for FY 2017-2018 had been understated and this has been corrected-refer journal page 50.
iii) Surplus for the audited accounts (FY 2017-2018) changed due to change in other expenditure as explained in footnote 2.

The accounting policies and explanatory notes to these financial statements form an integral part of the financial statements. The County Government of Mombasa financial statements were approved on 25/9/ 2019 and signed by:

Chief Officer
Name: **Asha Abdi**

Chief Accountant
Name: **Robert Makokha**
ICPAK Member Number: 10578

5.2. STATEMENT OF ASSETS AND LIABILITIES

		2018-2019	2017-2018
	Notes	KShs	KShs
FINANCIAL ASSETS			Restated
Cash and Cash Equivalents			
Bank Balances	21A	193,167,776	964,694,436[iv]
Cash Balances	21B	1,205,318	420,688
Total Cash and cash equivalent		**194,373,094**	**965,115,124**
Accounts receivables – Outstanding Imprests	22	118,359,345	167,953,433
TOTAL FINANCIAL ASSETS		**312,732,439**	**1,133,068,557**
FINANCIAL LIABILITIES			
Accounts Payables – Deposits and retentions	23	1,858,989	52,561,443
NET FINANCIAL ASSETS		**310,873,450**	**1,080,507,114**
REPRESENTED BY			
Fund balance b/fwd	24	1,080,507,114	410,292,913
Prior year adjustments	25(a)	(162,185,117)	(80,351,079)
Surplus/Deficit for the year		(607,448,547)	750,565,280[iii]
NET FINANCIAL POSITION		**310,873,450**	**1,080,507,114**

The accounting policies and explanatory notes to these financial statements form an integral part of the financial statements. The County Government of Mombasa financial statements were approved on 25/9/ 2019 and signed by:

Chief Officer
Name: **Asha Abdi**

Chief Accountant
Name: **Robert Makokha**
ICPAK Member Number: 10578

iv) Audited accounts (FY 2017-2018) had used bank statement balance for Coast General National bank account no. 01001089054900 instead of Cashbook balance, This has been corrected-see journal page 50.

5.3. STATEMENT OF CASH FLOWS

		2018-2019	2017 – 2018
	Notes	KShs	KShs
Receipts from operating income			Restated
Exchequer Releases	1	8,952,853,397	8,649,760,216
Proceeds from Domestic and Foreign Grants	2		
Transfers from Other Government Entities	3	262,935,180	212,659,377
Reimbursements and Refunds	7		
Returns of Equity Holdings	8		
County Own Generated Receipts	9	3,704,297,554	3,168,434,397[i]
Returned CRF issues	10		
Payments for operating expenses			
Compensation of Employees	11	(5,186,989,426)	(4,594,693,318)
Use of goods and services	12	(2,577,095,421)	(2,084,498,590)
Subsidies	13	(30,301,139)	(0)
Transfers to Other Government Units	14	(632,989,659)	(525,366,107)
Other grants and transfers	15	(472,373,342)	(369,929,840)
Social Security Benefits	16	(0)	(0)
Finance Costs, including Loan Interest	18	(0)	(0)
Other Payments	20	(1,930,791,111)	(1,550,743,769)[ii]
Adjusted for:			
Adjustments during the year	25(b)	(163,293,483)	(45,673,806)
Net cash flow from operating activities		**1,926,252,551**	**2,859,948,560**
CASHFLOW FROM INVESTING ACTIVITIES			
Proceeds from Sale of Assets	6		
Acquisition of Assets	17	(2,696,994,580)	(2,155,057,086)
Net cash flows from Investing Activities		**(2,696,994,580)**	**(2,155,057,086)**
CASHFLOW FROM BORROWING ACTIVITIES			
Proceeds from Domestic Borrowings	4		
Proceeds from Foreign Borrowings	5		
Repayment of principal on Domestic and Foreign borrowing	19		
Net cash flow from financing activities		0	0
NET INCREASE IN CASH AND CASH EQUIVALENTS		(770,742,029)	704,891,474
Cash and cash equivalents at BEGINNING of the year	21	965,115,124	260,223,650
Cash and cash equivalents at END of the year	24	194,373,094	965,115,124

The accounting policies and explanatory notes to these financial statements form an integral part of the financial statements. The County Government of Mombasa financial statements were approved on 25/9 2019 and signed by:

Chief Officer
Name: **Asha Abdi**

Chief Accountant
Name: **Robert Makokha**
ICPAK Member Number:10578

5.4. SUMMARY STATEMENT OF APPROPRIATION:

RECURRENT AND DEVELOPMENT COMBINED.

Receipt/Expense Item	Original Budget 2018/2019	Adjustments	Final Budget 2018/2019	Actual 2018/2019	Budget utilization difference	Budget utilization
	Kshs	Kshs	Kshs	Kshs	Kshs	% age
RECEIPTS						
Equitable Share (Exchequer releases)	9,427,359,608	0	9,427,359,608	8,952,853,397	474,506,211	95%
Transfers from National Government Entities	287,196,884	0	287,196,884	262,935,180	24,261,704	92%
County Own Generated Revenues	3,877,215,399	864,723,684	4,741,939,083	3,704,297,554	1,037,641,529	78%
TOTAL	**13,591,771,891**	**864,723,684**	**14,456,495,575**	**12,920,086,131**	**1,536,409,444**	89%
PAYMENTS						
Compensation of Employees	4,954,333,919	262,669,585	5,217,003,504	5,186,989,426	30,014,078	99%
Use of goods and services	2,205,617,699	706,697,928	2,912,315,627	2,577,095,421	335,220,206	88%
Subsidies	0	70,481,320	70,481,320	30,301,139	40,180,181	43%
Transfers to Other Government Entities	656,760,026	50,354,924	707,114,950	632,989,659	74,125,291	90%
Other grants and transfers	705,647,263	-87,538,402	618,108,861	472,373,342	145,735,519	76%
Acquisition of Assets	4,643,897,694	-739,860,926	3,904,036,768	2,696,994,580	1,207,042,188	69%
Other Payments	425,515,290	601,919,255	1,027,434,545	1,930,791,111	-903,356,566	188%
TOTAL	**13,591,771,891**	**864,723,684**	**14,456,495,575**	**13,527,534,678**	**928,960,897**	94%

a) Subsidies. The ministry of Education did not remit Kshs. 30,586,320 (conditional allocation to development of Youth polytechnics) which lead to the under-absorption. In addition to Kshs 9,593,861 could not be Financed as the County missed its own revenue target.

b) Other Payments. Kenya Revenue recouped Kshs.74,065,110 directly from the county recurrent .Coast General Spent Kshs.836,708,019 directly.

Changes between the original and final budget were as a result of reallocations within the budget and Kshs. 259,419,946 KDSP award that had not been budgeted for.

The County Government of Mombasa financial statements were approved on 25/9/ 2019 and signed by:

Chief Officer
Name: **Asha Abdi**

Chief Accountant
Name: **Robert Makokha**
ICPAK Member Number:10578

5.5. SUMMARY STATEMENT OF APPROPRIATION:

RECURRENT.

Receipt/Expense Item	Original Budget 2018/2019	Adjustments	Final Budget 2018/2019	Actual 2018/2019	Budget utilization difference	Budget utilization
	Kshs	Kshs	Kshs	Kshs	Kshs	% age
RECEIPTS						
Equitable Share (Exchequer releases)	6,599,151,726	0	6,599,151,726	6,266,997,378	332,154,348	95%
Transfers from National Government Entities	201,037,819	0	201,037,819	184,054,626	16,983,193	92%
County Own Generated Revenues	1,871,709,058	1,440,616,227	3,312,325,284	3,519,082,676	-206,757,392	106%
TOTAL	**8,671,898,602**	**1,440,616,227**	**10,112,514,829**	**9,970,134,680**	**142,380,148**	99%
PAYMENTS						
Compensation of Employees	4,954,333,919	262,669,585	5,217,003,504	5,186,989,426	30,014,078	99%
Use of goods and services	2,205,617,699	706,697,928	2,912,315,627	2,577,095,421	335,220,206	88%
Subsidies	0	17,620,000	17,620,000	17,620,000	0	100%
Transfers to Other Government Entities	656,760,026	50,354,924	707,114,950	632,989,659	74,125,291	90%
Other grants and transfers	631,647,263	-98,742,411	532,904,852	399,993,771	132,911,081	75%
Acquisition of Assets	0	162,444,301	162,444,301	140,585,227	21,859,074	87%
Other Payments	223,539,695	339,571,900	563,111,595	1,361,257,036	-798,145,442	242%
TOTAL	**8,671,898,602**	**1,440,616,227**	**10,112,514,829**	**10,316,530,540**	**-204,015,711**	102%

a) Other Payments. Kenya Revenue recouped Kshs.74,065,110 directly from the county recurrent .Coast General Spent Kshs.836,708,019 directly.

Changes between the original and final budget were as a result of reallocations within the budget and Kshs. 259,419,946 KDSP award that had not been budgeted for.

The County Government of Mombasa financial statements were approved on 25/9/ 2019 and signed by:

Chief Officer
Name: **Asha Abdi**

Chief Accountant
Name: **Robert Makokha**
ICPAK Member Number:10578

5.6. SUMMARY STATEMENT OF APPROPRIATION:
DEVELOPMENT.

Receipt/Expense Item	Original Budget 2018/2019	Adjustments	Final Budget 2018/2019	Actual 2018/2019	Budget utilization difference	Budget utilization
	Kshs	Kshs	Kshs	Kshs	Kshs	% age
RECEIPTS						
Equitable Share (Exchequer releases)	2,828,207,882	0	2,828,207,882	2,685,856,019	142,351,863	95%
Transfers from National Government Entities	86,159,065	0	86,159,065	78,880,554	7,278,511	92%
County Own Generated Revenues	2,005,506,341	-575,892,543	1,429,613,799	185,214,878	1,244,398,921	13%
TOTAL	**4,919,873,289**	**-575,892,543**	**4,343,980,746**	**2,949,951,451**	**1,394,029,296**	68%
PAYMENTS						
Subsidies	0	52,861,320	52,861,320	12,681,139	40,180,181	24%
Other grants and transfers	74,000,000	11,204,009	85,204,009	72,379,571	12,824,438	85%
Acquisition of Assets	4,643,897,694	-902,305,227	3,741,592,467	2,556,409,353	1,185,183,114	68%
Other Payments	201,975,595	262,347,355	464,322,950	569,534,075	-105,211,125	123%
TOTAL	**4,919,873,289**	**-575,892,543**	**4,343,980,746**	**3,211,004,138**	**1,132,976,608**	74%

a) **County Own Generated Revenues:** The County did not meet its target of Kshs 4.7 Billion local Revenue collection, hence the under-absorption.

b) **Subsidies.** The ministry of Education did not remit Kshs. 30,586,320 (conditional allocation to development of Youth polytechnics) which lead to the under-absorption. In addition to Kshs 9,593,861 could not be Financed as the County missed its own revenue target.

Changes between the original and final budget were as a result of reallocations within the budget and Kshs. 259,419,946 KDSP award that had not been budgeted for. The County Government of Mombasa financial statements were approved on 25/9/ 2019 and signed by:

Chief Officer
Name: **Asha Abdi**

Chief Accountant
Name: **Robert Makokha**
ICPAK Member Number:1057

5.7. BUDGET EXECUTION BY PROGRAMMES AND SUB-PROGRAMMES

Item	Original Budget FY 2018/2019	Adjustments	Final Budget FY 2018/2019	Actual on Comparable Basis	Budget Utilization Difference
	Kshs.	Kshs.	Kshs.	Kshs.	Kshs.
3011 THE EXECUTIVE					
Governor's Affairs & Advisory Services	160,399,663	13,647,473	174,047,136	157,891,134	16,156,002
Cabinet Affairs, Policy Research and Legal Services	149,316,853	-39,308,495	110,008,358	105,340,416	4,667,942
MV 2035 & E-Government	33,678,620	-10,864,788	22,813,832	20,703,332	2,110,500
Deputy Governor's Affairs & External Relations	99,406,737	-16,304,473	83,102,264	74,606,663	8,495,601
Strategic Delivery Unit	24,500,000	-12,709,000	11,791,000	10,625,707	1,165,293
Total	**467,301,873**	**-65,539,283**	**401,762,590**	**369,167,252**	**32,595,338**
3013 COUNTY PUBLIC SERVICE BOARD					
Administration Unit	153,386,810	-51,593,378	101,793,432	83,512,827	18,280,605
Total 153,386,810		**-51,593,378**	**101,793,432**	**83,512,827**	**18,280,605**
3014 FINANCE AND ECONOMIC PLANNING					
Administration Unit 1,237,294,866	991,015,117 2,2	28,309,983	2,253,186,447	-24,876,464	
Accounting Unit 79,100,000	150,813,848 229,913,848	197,796,735	32,117,113		
Planning and Monitoring Unit 93,374,896	224,037,391	317,612,287	294,053,275 23,559,012		
Total 1,409,969,762 1,365,866,356	**2,775,836,118**	**2,745,036,456**	**30,799,662**		
3015 ENERGY,ENVIRONMENT & WASTE MANAGEMENT					
Administration, Planning and Support Services	388,494,604	79,843,519	468,338,123	444,33,948	23,704,175
Waste Management	453,394,028	-173,151,084	280,242,944	237,310,471	42,932,473

Environmental Compliance and Monitoring	49,400,000	-16,706,100	32,693,900	29,241,824	3,452,076
Climate Change	13,422,081	14,542,323	27,964,404	26,008,113	1,956,291
Energy	15,869,962	3,846,428	19,716,390	4,433,550	15,282,840
Total	**920,580,675**	**-91,624,914**	**828,955,761**	**741,627,906**	**87,327,855**

3016 Education, Information Technology & MV 2035					
General Administration, Planning and Support Services	326,472,134	-19,387,421	307,084,713	293,576,043	13,508,669
Education headquarters	153,394,751	-68,271,384	85,123,367	42,104,967	43,018,400
Elimu Fund & EDC	170,000,167	-37,886,006	132,114,161	72,644,966	59,469,195
Child Care	127,690,000	-103,645,886	24,044,114	28,277,741	-4,233,627
Information Technology Headquarters	45,450,000	-19,554,646	25,895,354	17,922,004	7,973,350
Total	**823,007,052**	**-248,745,343**	**574,261,709**	**454,525,722**	**119,735,986**

3017 HEALTH SERVICES					
Administration Unit	2,453,411,370	-23,202,172	2,430,209,198	3,199,716,411	-769,507,213
Curative/Clinical Health Services	278,790,289	-169,526,364	109,263,925	106,175,132	3,088,793
Preventive and Promotive Services Unit	167,050,724	-123,929,242	43,121,482	33,001,054	10,120,428
Special Programs	24,390,750	-20,621,340	3,769,410	3,138,708	630,702
Total	**2,923,643,133**	**-337,279,118**	**2,586,364,015**	**3,342,031,304**	**-755,667,289**

3018 Water, Sanitation & Natural Resources					
Administration unit	63,645,994	-5,957,806	57,688,188	33,573,809	24,114,379
Sanitation/Sewerage Services Headquarters	312,620,000	-39,613,547	273,006,453	5,562,353	267,444,100
Water Supply Headquarters	517,939,900	-179,356,350	338,583,550	30,000,000	308,583,550
Natural Resources	10,480,200	-10,480,200	0	0	0
Total	**904,686,094**	**-235,407,903**	**669,278,191**	**69,136,162**	**600,142,029**

3019 Youth, Gender , Sports and Cultural Affairs

Administration Unit	156,162,579	-5,930,150	150,232,429	144,299,272	5,933,157
Youth Empowerment	51,291,602	-1,535,650	49,755,952	44,945,866	4,810,086
Gender Affairs and Disability Mainstreaming	35,400,000	-18,950,500	16,449,500	5,142,166	11,307,334
Sports development	1,197,830,000	-1,087,097,915	110,732,085	77,380,997	33,351,088
Cultural Affairs	43,455,000	-27,110,619	16,344,381	4,563,305	11,781,076
Public Recreation and Entertainment	16,000,000	-8,706,225	7,293,775	4,097,500	3,196,275
Total	**1,500,139,181**	**-1,149,331,059**	**350,808,122**	**280,429,106**	**70,379,016**

3020 Trade,Tourism & Investment

Administration Unit	323,795,733	-46,487,251	277,308,482	263,785,812	13,522,670
Trade Development	79,100,000	126,696,775	205,796,775	128,043,475	77,753,300
Development of Tourism	55,500,000	17,356,502	72,856,502	53,049,548	19,806,954
Ease of Doing Business-Headquarters	12,800,000	-3,262,642	9,537,358	7,194,853	2,342,505
Investment Promotion and Products Headquarters	29,892,845	34,977,830	64,870,675	55,686,533	9,184,142
Total	**501,088,578**	**129,281,214**	**630,369,792**	**507,760,220**	**122,609,571**

3021 Lands, Housing and Physical Planning

Administration Unit	258,241,732	-87,490,143	170,751,589	146,009,547	24,742,043
Land Management Unit	32,075,000	-5,885,500	26,189,500	13,603,558	12,585,942
Housing Development Unit	157,290,000	40,625,182	197,915,182	163,828,524	34,086,658
Total	**447,606,732**	**-52,750,461**	**394,856,271**	**323,441,628**	**71,414,643**
					0

3022 TRANSPORT, INFRASTRUCTURE & PUBLIC WORKS

Administration Unit	356,835,324	-69,582,260	287,253,064	280,572,614	6,680,450
Road and Transport Unit	289,651,291	1,526,788,997	1,816,440,288	1,513,516,848	302,923,440
Works Unit	67,650,000	-47,766,755	19,883,245	9,411,949	10,471,296
Transport Planning, Management and Safety	453,012,567	-295,912,576	157,099,991	140,118,633	16,981,358
Mechanical Services	58,600,000	-3,168,729	55,431,271	48,730,152	6,701,119

Safety, Risk Management and Rescue Services	80,700,000	-48,913,066	31,786,934	28,123,345	3,663,589
Total	**1,306,449,182**	**1,061,445,611**	**2,367,894,793**	**2,020,473,542**	**347,421,251**
3023 Agriculture, Fisheries, Livestock and Co-operatives					
Administration Unit-Headquarters	195,764,485	-33,420,615	162,343,870	152,506,639	9,837,231
Crop Management Unit	73,270,000	-39,752,789	33,517,211	23,801,258	9,715,953
Livestock Unit	34,147,331	-9,629,631	24,517,700	22,291,639	2,226,061
Fisheries Unit-Headquarters	149,113,521	-3,334,670	145,778,851	121,081,009	24,697,842
Veterinary Services	38,700,000	-28,198,044	10,501,956	6,722,844	3,779,112
Cooperatives	8,300,000	-3,567,872	4,732,128	1,550,072	3,182,056
Total	**499,295,337**	**-117,903,621**	**381,391,716**	**327,953,462**	**53,438,254**
3026 Devolution & Public Service Administration					
Administration	744,877,456	692,340,815	1,437,218,271	1,394,319,938	42,898,333
Devolution and public service administration	75,860,000	58,295,372	134,155,372	132,687,267	1,468,105
Public Service Reforms and Delivery	18,400,000	5,705,265	24,105,265	22,720,755	1,384,510
Compliance and Enforcement	41,660,000	7,915,142	49,575,142	47,142,594	2,432,548
County Administration and decentralized services	197,060,000	-156,305,935	40,754,065	32,578,879	8,175,186
Total	**1,077,857,456**	**607,950,659**	**1,685,808,115**	**1,629,449,433**	**56,358,682**
3010 MOMBASA COUNTY EXECUTIVE	**12,935,011,865**	**743,887,440**	**13,749,380,625**	**12,894,545,019**	**824,835,605**
3012 COUNTY ASSEMBLY	656,760,026	50,354,924	707,114,950	632,989,659	74,125,291
MOMBASA COUNTY CONSOLIDATED	**13,591,771,891**	**894,723,684**	**14,456,495,575**	**13,527,534,678**	**928,960,897**

(NB: This statement is a disclosure statement indicating the utilisation in the same format at the County budgets which are programmatic)

5.8. SIGNIFICANT ACCOUNTING POLICIES

The principle accounting policies adopted in the preparation of these financial statements are set out below:

1. Statement of compliance and basis of preparation

The financial statements have been prepared in accordance with Cash-basis IPSAS financial reporting under the cash basis of Accounting, as prescribed by the PSASB and set out in the accounting policy notes below. This cash basis of accounting has been supplemented with accounting for; a) receivables that include imprests and salary advances and b) payables that include deposits and retentions.

The receivables and payables are disclosed in the Statement of Assets and Liabilities.

The financial statements are presented in Kenya Shillings, which is the functional and reporting currency of the County Government of Mombasa. All values are rounded to the nearest Kenya Shilling. The accounting policies adopted have been consistently applied to all the years presented.

The financial statements comply with and conform to the form of presentation prescribed by the PSASB.

2. Reporting County Government of Mombasa

The financial statements are for the County Government of Mombasa (The Executive). The financial statements encompass the reporting by County Government of Mombasa as specified under section 164 of the PFM Act 2012.

3. Recognition of receipts and payments

a) Recognition of receipts

The County Government recognises all receipts from the various sources when the event occurs, and the related cash has actually been received by the Government.

Tax receipts

Tax Receipts is recognized in the books of accounts when cash is received. Cash is considered as received when notification of tax remittance is received.

Transfers from the Exchequer

Transfer from Exchequer is recognized in the books of accounts when cash is received. Cash is considered as received when payment instruction is issued to the bank and notified to the receiving County Government of Mombasa.

SIGNIFICANT ACCOUNTING POLICIES (Continued)

External Assistance

External assistance is received through grants and loans from multilateral and bilateral development partners.

Donations and grants

Grants and donations shall be recognized in the books of accounts when cash is received. Cash is considered as received when a payment advice is received by the recipient County Government of Mombasa or by the beneficiary. In case of grant/donation in kind, such grants are recorded upon receipt of the grant item and upon determination of the value. The date of the transaction is the value date indicated on the payment advice.

Proceeds from borrowing

Borrowing includes Treasury bill, treasury bonds, corporate bonds; sovereign bonds and external loans acquired by the County Government of Mombasa or any other debt the County Government may take on will be treated on cash basis and recognized as receipts during the year of receipt.

Undrawn external assistance

These are loans and grants at reporting date as specified in a binding agreement and relate to funding for projects currently under development where conditions have been satisfied or their ongoing satisfaction is highly likely, and the project is anticipated to continue to completion. During the year ended 30th June 2019, there were no instances of non-compliance with terms and conditions which have resulted in cancellation of external assistance loans.

County Own Generated Receipts

These include Appropriation-in-Aid and relates to receipts such as trade licences, cess, fees, property income among others generated by the County Government from its citizenry. These are recognised in the financial statements the time associated cash is received.

Returns to CRF Issues

These relate to unspent balances in the development, recurrent and deposit accounts at the end of the year which are returned to the County Revenue Fund (CRF) and appropriated through a supplementary budget to enable the County to spend funds. These funds are recognised once appropriated through a supplementary budget process.

b) Recognition of payments

The County Government of Mombasa recognises all expenses when the event occurs, and the related cash has actually been paid out by the County Government of Mombasa.

SIGNIFICANT ACCOUNTING POLICIES (Continued)

Compensation of employees

Salaries and Wages, Allowances, Statutory Contribution for employees are recognized in the period when the compensation is paid.

Use of goods and services

Goods and services are recognized as payments in the period when the goods/services are consumed and paid for. Such expenses, if not paid during the period where goods/services are consumed, shall be disclosed as pending bills.

Interest on borrowing

Borrowing costs that include interest are recognized as payment in the period in which they incurred and paid for.

Repayment of borrowing (principal amount)

The repayment of principal amount of borrowing is recognized as payment in the period in which the repayment is made. The stock of debt is disclosed as an annexure to the County consolidated financial statements.

Acquisition of fixed assets

The payment on acquisition of property plant and equipment items is not capitalized. The cost of acquisition and proceeds from disposal of these items are treated as payments and receipts items respectively. Where an asset is acquired in a non-exchange transaction for nil or nominal consideration and the fair value of the asset can be reliably established, a contra transaction is recorded as receipt and as a payment.

A fixed asset register is maintained by each public County Government of Mombasa and a summary provided for purposes of consolidation. This summary is disclosed as an annexure to the consolidated financial statements.

4. In-kind contributions

In-kind contributions are donations that are made to the County Government of Mombasa in the form of actual goods and/or services rather than in money or cash terms. These donations may include vehicles, equipment or personnel services. Where the financial value received for in-kind contributions can be reliably determined, the County Government of Mombasa includes such value in the statement of receipts and payments both as receipts and as an expense in equal and opposite amounts; otherwise, the contribution is not recorded.

SIGNIFICANT ACCOUNTING POLICIES (Continued)

5. Cash and cash equivalents

Cash and cash equivalents comprise cash on hand and cash at bank, short-term deposits on call and highly liquid investments with an original maturity of three months or less, which are readily convertible to known amounts of cash and are subject to insignificant risk of changes in value. Bank account balances include amounts held at the Central Bank of Kenya and at various commercial banks at the end of the financial year.

Restriction on cash

Restricted cash represents amounts that are limited/restricted from being used to settle a liability for at least twelve months after the reporting period. This cash is limited for direct use as required by stipulation.

Amounts maintained in Central Bank deposit account number 1000262745 are restricted for use in refunding third party Retentions held on projects upon successful hand over and assessment. As at 30th June 2019, to the account had KShs 1,858,989 compared to KShs 52,561,443 in a prior period as indicated on note 23.

Other restrictions on cash is amount held in Kenya Commercial Bank deposit account number 1162415967 amounting to Kshs.3,519,547 as at 30th June 2019 compared to a prior period amount of Kshs.4,145,042 as indicated on note 21A.The amount is held to refund cash bail claims subject to a successful award of the same by the Resident magistrate. Forfeiture of cash bail deposited or commutation of Cash bail into penalties, becomes receipts to the County.

6. Accounts Receivable

For the purposes of these financial statements, imprests and advances to authorised public officers and/or institutions which were not surrendered or accounted for at the end of the financial year are treated as receivables. This is in recognition of the government practice where the imprest payments are recognized as payments when fully accounted for by the imprest or AIE holders. This is an enhancement to the cash accounting policy. Other accounts receivables are disclosed in the financial statements.

7. Accounts Payable

For the purposes of these financial statements, deposits and retentions held on behalf of third parties have been recognized as accounts payables. This is in recognition of the government practice of retaining a portion of contracted services and works pending fulfilment of obligations by the contractor and to hold deposits on behalf of third parties. This is an enhancement to the cash accounting policy adopted and prescribed by the Public Sector Accounting Standards Board. Other liabilities including pending bills are disclosed in the financial statements.

8. Non-current assets

Non-current assets are expensed at the time of acquisition while disposal proceeds are recognized as receipts at the time of disposal. However, the acquisitions and disposals are reflected in the County Government of Mombasa fixed asset register a summary of which is provided as a memorandum to these financial statements.

SIGNIFICANT ACCOUNTING POLICIES (Continued)

9. Pending bills

Pending bills consist of unpaid liabilities at the end of the financial year arising from contracted goods or services during the year or in past years. As pending bills do not involve the payment of cash in the reporting period, they are recorded as 'memorandum' or 'off-balance' items to provide a sense of the overall net cash position of the County Government of Mombasa at the end of the year. Pending bill form a first charge to the subsequent year budget and when they are finally settled, such payments are included in the statement of receipts and payments in the year in which the payments are made.

10. Budget

The budget is developed on the same accounting basis (cash basis), the same accounts classification basis, and for the same period as the financial statements. The County Government of Mombasa's budget was approved as required by Law and as detailed in the County Revenue Allocation Act. The original budget was approved by the County Assembly on 30 April 2018 for the period 1st July 2018 to 30 June 2019 as required by law. There were 4 number of supplementary budgets passed in the year. A high-level assessment of the County Government of Mombasa's actual performance against the comparable budget for the financial year under review has been included in an annex to these financial statements.

11. Comparative figures

Where necessary comparative figures for the previous financial year have been amended or reconfigured to conform to the required changes in presentation.

12. Subsequent events

Events subsequent to submission of the financial year end financial statements to the National Treasury and other stakeholders with a significant impact on the financial statements may be adjusted with the concurrence of National Treasury.

13. Errors

Material prior period errors shall be corrected retrospectively in the first set of financial statements authorized for issue after their discovery by: i. restating the comparative amounts for prior period(s) presented in which the error occurred; or ii. If the error occurred before the earliest prior period presented, restating the opening balances of assets, liabilities and net assets/equity for the earliest prior period presented.

14. Related party transactions

Related party transactions involve cash and in-kind transactions with the National Government, National Government entities and County Government entities. Specific information with regards to related party transactions is included in the disclosure notes.

5.9. NOTES TO THE FINANCIAL STATEMENTS

1. EXCHQUER RELEASES

	2018 - 2019	2017 - 2018
	KShs	KShs
Total Exchequer Releases for quarter 1	1,018,461,465	967,970,752
Total Exchequer Releases for quarter 2	2,400,210,651	1,839,892,067
Total Exchequer Releases for quarter 3	1,623,952,634	2,261,897,488
Total Exchequer Releases for quarter 4	3,910,228,647	3,579,999,909
Total	**8,952,853,397**	**8,649,760,216**[v]

The above comprises transfers from the Exchequer from CARA, comprising of equitable share, Level 5 and donor funds released through the exchequer. Exchequer releases are as follows: (The totals of A, B and C below should equal the total exchequer releases).

1A. Equitable Share

Description	2018/2019	2017/2018
	KShs	KShs
Total Equitable Share for quarter 1	987,216,400	913,589,248
Total Equitable Share for quarter 2	2,385,772,000	1,742,287,341
Total Equitable Share for quarter 3	1,439,690,000	2,120,040,001
Total Equitable Share for quarter 4	3,414,121,600	3,378,083,410
Total	**8,226,800,000**	**8,154,000,000**

1B: Level 5 Hospitals Allocation

Description	2018/2019	2017/2018
	KShs	KShs
Transfers for level 5 hospitals	388,439,306	388,439,306
Total	**388,439,306**	**388,439,306**

[v] Reclassification was done as required by new template, see explanation page 50.

NOTES TO THE FINANCIAL STATEMENTS (CONTINUED)

1C: Donor Funds released through Exchequer Releases as per CARA

Description	2018/2019	2017/2018
	KShs	KShs
DANIDA - Universal Healthcare in Devolved Units Programme	27,337,500	23,261,504
World Bank – UHC	27,473,711	10,736,032
National Agricultural & Rural Inclusive Growth Project (NARIGP)		
Kenya Devolution Support Programme	259,416,946	49,809,062
Youth Polytechnic support grant		
Abolishment of user fees in health centres and dispensaries	23,385,934	23,514,312
Kenya Urban Support Programme		
Agriculture Sector Development Support Project (ASDSP)		
Kenya Climate Smart Agriculture Project (KCSAP)		
Total	**337,614,091**	**107,320,910**

2. PROCEEDS FROM DOMESTIC AND FOREIGN GRANTS

Name of Donor	Date received	Amount in foreign currency	2018 - 2019	2017 – 2018
			KShs	KShs
Grants Received from Bilateral Donors (Foreign Governments)				
(Insert name of donor)				
Grants Received from Multilateral Donors (International Organizations)				
(Insert name of donor)				
(Insert name of donor)				
Grants Received from other levels of government				
(Insert name of donor)				
(Insert name of donor)				
Total				

(Include a brief explanation on grants received, from whom and for what purpose)

NOTES TO THE FINANCIAL STATEMENTS (CONTINUED)

3. TRANSFERS FROM OTHER GOVERNMENT ENTITIES

Description	2018 - 2019	2017 - 2018
	KShs	KShs
Transfers from Central government entities		
Ministry of Education-Development of Youth Polytechnics		30,586,320
Kenya Roads Board-Road Maintenance Levy Fund	255,997,699	182,073,057
Ministry of Agriculture- Agriculture sector dev. Sup. program	6,937,481	0
Transfers from Counties		
TOTAL	**262,935,180**	**212,659,377**

(Received from Kenya Roads Board to Boost County road networks and ministry of agriculture)

4. PROCEEDS FROM DOMESTIC BORROWINGS

	2018 - 2019	2017 - 2018
	KShs	KShs
Borrowing within General Government		
Borrowing from Monetary Authorities (Central Bank)		
Other Domestic Depository Corporations (Commercial Banks)		
Borrowing from Other Domestic Financial Institutions		
Borrowing from Other Domestic Creditors		
Domestic Currency and Domestic Deposits		
Total		

(Give a brief description of the nature and sources of borrowings including any assets pledged as security)

NOTES TO THE FINANCIAL STATEMENTS (CONTINUED)

5. PROCEEDS FROM FOREIGN BORROWINGS

	2018- 2019	2017 – 2018
	KShs	KShs
Foreign Borrowing – Draw-downs Through Exchequer		
Foreign Borrowing - Direct Payments		
Foreign Currency and Foreign Deposits		
Total		

(Give a brief explanation relating to sources of funds, interest charged and terms of repayment)

6. PROCEEDS FROM SALE OF ASSETS

	2018 – 2019	2017 – 2018
	KShs	KShs
Receipts from the Sale of Buildings		
Receipts from Sale of Vehicles and Transport Equipment		
Receipts from Sale of Plant Machinery and Equipment		
Receipts from Sale of Certified Seeds and Breeding Stock		
Receipts from Sale of Strategic Reserves Stocks		
Receipts from Sale of Inventories, Stocks and Commodities		
Disposal and Sales of Non-Produced Assets		
Total		

7. REIMBURSEMENTS AND REFUNDS

	2018 - 2019	2017 – 2018
	KShs	KShs
Refund from World Food Programme (WFP)		
Reimbursement of Audit Fees		
Reimbursement on Messing Charges (UNICEF)		
Reimbursement from World Bank – ECD		
Reimbursement from Individuals& Private Organizations		
Reimbursement from Local Government Authorities		
Reimbursement from Statutory Organizations		
Reimbursement within Central Government		
Reimbursement Using Bonds		
Total		

(Give a brief description on what the refunds relate to)

NOTES TO THE FINANCIAL STATEMENTS (CONTINUED)

8. RETURNS OF EQUITY HOLDINGS

	2018 - 2019	2017 – 2018
	KShs	KShs
Returns of Equity Holdings in Domestic Organisations		
Returns of Equity Holdings in International Organisations		
Total		

(State briefly from which entities dividends or interest is derived from)

9. COUNTY OWN GENERATED RECEIPTS

	2018 - 2019	2017 – 2018
	KShs	KShs
Interest received		
Profits and Dividends		
Rent		
Plan approvals		
Property Income	1,062,676,822	733,030,703
Sales of Market Establishments		
Receipts from Administrative Fees and Charges	695,178,786	775,046,024
Receipts from Administrative Fees and Charges - Collected as AIA		
Receipts from Sales by Non-Market Establishments		
Receipts from Sale of Incidental Goods		
Fines, Penalties and Forfeitures	20,043,647	16,802,511[6]
Receipts from Voluntary transfers other than grants		
Business permits	516,884,008	500,628,593[6]
Cess		
Poll rates		
Plot rents	15,166,152	15,700,760
Local levies		
Administrative services fees		
County's natural resources		
Sales of County assets		
Lease / rental of council's Infrastructure assets		
Insurance claims recovery		
Medium term loans (1-3 yr repayment)		
Long term loans (over 3 yr repayment)		
Transfers from reserve funds		
Donations		

Fund raising events		
Market/trade Centre fee	56,482,316	49,556,030
Vehicle parking fees	450,132,967	471,907,695
Housing	66,662,709	68,379,535
Social premises use charges		
School fees		
Other education-related receipts	3,200,000	10,000
Public health services		
Public health facilities operations		
Environment & conservancy Administration	110,502,752	104,808,921
Slaughter houses administration		
Water supply administration		
Sewerage administration		
Other health & sanitation receipts	707,367,395	432,563,625[vi]
Technical services fees		
External services fees		
Other miscellaneous receipts		
Total	**3,704,297,554**	**3,168,434,397**

(Revenue increased by 17% compared to FY 2017/2018 as the base year)

10. RETURNED CRF ISSUES

	2018 - 2019	2017 – 2018
	KShs	KShs
Recurrent account		
Development account		
Deposit account		
Total		

(State what the refunds relate to and when they were appropriated for use)

[vi] Reclassification of other revenues was done for Audited accounts FY 2017-2018. The revenue streams affected were other health and sanitation, fines penalties and forfeitures and business permits see journals page 50.

NOTES TO THE FINANCIAL STATEMENTS (CONTINUED)

11. COMPENSATION OF EMPLOYEES

	2018 - 2019	2017 – 2018
	KShs	KShs
Basic salaries of permanent employees	3,291,773,134	3,092,274,622
Basic wages of temporary employees	12,147,232	69,206,463
Personal allowances paid as part of salary	1,705,974,415	1,333,672,093
Personal allowances paid as reimbursements		
Personal allowances provided in kind		
Pension and other social security contributions	177,094,646	99,540,140
Compulsory national social security schemes		
Compulsory national health insurance schemes		
Social benefit schemes outside government		
Other personnel payments		
Total	**5,186,989,426**	**4,594,693,318**
Number of employees(average)	**4,324**	**4,279**

12. USE OF GOODS AND SERVICES

	2018 - 2019	2017 – 2018
	KShs	KShs
Utilities, supplies and services	145,187,195	201,119,272
Communication, supplies and services	13,228,730	9,525,089
Domestic travel and subsistence	376,830,936	223,625,533
Foreign travel and subsistence	234,374,174	155,464,544
Printing, advertising and information supplies & services	255,619,325	113,970,676
Rentals of produced assets	143,821,731	34,805,060
Training expenses	38,644,659	37,483,974
Hospitality supplies and services	729,804,693	507,034,670
Insurance costs	22,360,486	82,899,983
Specialized materials and services	62,207,883	194,422,218
Office and general supplies and services	41,449,963	60,414,920
Fuel, oil and Lubricants	69,336,873	114,892,905
Other operating expenses	391,684,560	252,056,638
Routine maintenance – vehicles and other transport equipment	33,941,648	48,747,706
Routine maintenance – other assets	18,572,564	48,035,402
Total	**2,577,095,421**	**2,084,498,590**

(Runs day to day activities of the County)

NOTES TO THE FINANCIAL STATEMENTS (CONTINUED)

13. SUBSIDIES

Description	2018 - 2019	2017 – 2018
	KShs	KShs
Subsidies to Public Corporations		
Kisauni Youth Polytechnic	11,250,000	
Mtongwe Youth Polytechnic	4,420,000	
Maunguja Youth Polytechnic Project	1,950,000	
Various Youth Polytechnics	12,681,139	
Total	**30,301,139**	

(Subsidies are in form of money or Equipment transfer to make tertiary education affordable)

14. TRANSFER TO OTHER GOVERNMENT ENTITIES

Description	2018 – 2019	2017 – 2018
	KShs	KShs
Transfers to County Government entities		
County Assembly of Mombasa	632,989,659	525,366,107
Transfers to Other Counties		
(insert name of budget agency)		
Transfers to National Government entities		
Transfer to the Council of Governors		
TOTAL	**632,989,659**	**525,366,107**

(Relates to Transfers of Monies to County Assembly from County Revenue Fund)

15. OTHER GRANTS AND PAYMENTS

	2018 – 2019	2017 – 2018
	KShs	KShs
Scholarships and other educational benefits	66,284,172	100,273,204
Emergency relief and refugee assistance	123,576,905	38,333,233
Other current transfers, grants (level 5 Hospital Grant)	210,132,694	190,629,251
Other capital grants and transfers (Level 5 Hospital)	72,379,571	40,694,152
Total	**472,373,342**	**369,929,840**

(Are funds to other county Government agencies aimed at empowering the community and improving service delivery)

NOTES TO THE FINANCIAL STATEMENTS (CONTINUED)

16. SOCIAL SECURITY BENEFITS

	2018 - 2019	2017 – 2018
	KShs	KShs
Government pension and retirement benefits		
Social security benefits in cash and in kind		
Employer Social Benefits in cash and in kind		
Total		

(Explain where the benefits are remitted and who the beneficiaries are)

17. ACQUISITION OF ASSETS

Non- Financial Assets	2018 – 2019	2017 – 2018
	KShs	KShs
Purchase of Buildings	8,989,847	
Construction of Buildings	54,149,475	78,819,635
Refurbishment of Buildings	146,121,101	63,773,211
Construction of Roads	1,076,761,534	1,055,925,342
Construction and Civil Works	677,123,962	271,191,119
Overhaul and Refurbishment of Construction and Civil Works	0	202,632,464
Purchase of Vehicles and Other Transport Equipment	164,368,686	61,282,068
Overhaul of Vehicles and Other Transport Equipment	40,826,310	0
Purchase of Household Furniture and Institutional Equipment	2,028,741	7,084,510
Purchase of Office Furniture and General Equipment	215,895,568	118,442,534
Purchase of ICT Equipment	0	
Purchase of Specialized Plant, Equipment and Machinery	37,589,613	78,695,561
Rehabilitation and Renovation of Plant, Machinery and Equip.		
Purchase of Certified Seeds, Breeding Stock and Live Animals	35,178,912	1,593,103
Research, Studies, Project Preparation, Design & Supervision	197,905,181	109,139,940
Rehabilitation of Civil Works	15,421,659	73,185,708
Acquisition of Strategic Stocks and commodities	24,633,991	33,291,891
Acquisition of Land		
Acquisition of Intangible Assets		
Total acquisition of non- financial assets	**2,696,994,580**	**2,155,057,086**
Financial Assets		
Domestic Public Non-Financial Enterprises		
Domestic Public Financial Institutions		
Total acquisition of financial assets	**0**	**0**
Total acquisition of assets	**2,696,994,580**	**2,155,057,086**

NOTES TO THE FINANCIAL STATEMENTS (CONTINUED)

18. FINANCE COSTS, INCLUDING LOAN INTEREST

	2018 – 2019	2017 – 2018
	KShs	KShs
Exchange Rate Losses		
Interest Payments on Foreign Borrowings		
Interest Payments on Guaranteed Debt Taken over by Govt		
Interest on Domestic Borrowings (Non-Govt)		
Interest on Borrowings from Other Government Units		
Total		

19. REPAYMENT OF PRINCIPAL ON DOMESTIC LENDING AND ON-LENDING

	2018 – 2019	2017 – 2018
	KShs	KShs
Repayments on Borrowings from Domestic		
Principal Repayments on Guaranteed Debt Taken over by Government		
Repayments on Borrowings from Other Domestic Creditors		
Repayment of Principal from Foreign Lending & On – Lending		
Total		

20. OTHER PAYMENTS

	2018 – 2019	2017 – 2018
	KShs	KShs
Budget Reserves		
Civil Contingency Reserves	1,524,192	0
Other expenses (Creditors Budget)	970,216,557	1,304,422,873
Capital Transfers to Non-Financial Public Enterprises	118,321,082	61,238,180
Cash bail Refunds	4,021,200	
Coast General Expenditure	836,708,079	185,082,716
	1,930,791,111	**1,550,743,769**[vii]

(Civil contingency reserves relate to gratuity paid to contractual staff, other creditors budget is pending bills paid, capital transfers to non-financial public enterprises relate to amounts paid to National Hospital Insurance Fund (NHIF) to cater for county staff medical requirements and Coast general expenditure, are expenses incurred by Coast general Hospital.)

[vii] Other payments for FY 2017-2018 had been understated and this has been corrected-refer journal page 50.

NOTES TO THE FINANCIAL STATEMENTS (CONTINUED)

21. CASH AND BANK BALANCES

21A. BANK BALANCES

Name of Bank	Account Name	Account No.	FY2018-2019	FY2017-2018
			Kshs	Kshs
Central Bank	Mombasa County Development	1000170662	217,575	38,033
Central Bank	Mombasa County Deposit	1000262745	1,858,989	52,561,443
Central Bank	Mombasa County Road Maintenance Levy	1000331135	6,971,733	23,438
Central Bank	Mombasa County Recurrent	1000170689	2,146,889	62,174
Central Bank	Mombasa County Revenue Fund	1000171235	19,144,230	421,397,492
Central Bank	Mombasa County Health Conditional Grant	1000331143	48,757	42,880,369
Central Bank	Mombasa County ASDSP II Account	1000367927	0	5,500,000
Central Bank	Mombasa County City Polytechnic	1000368918	285,181	0
Central Bank	Mombasa Dev. Support Prog.	1000375377	0	0
Co-operative Bank	Revenue Collection Account	0114445300000	599	-1,102
Co-operative Bank	Imprest	01141445300004	997,178	931,538
Co-operative Bank	LATF	01141445300001	0	21,486
Eco Bank	Cost Sharing	0201300787790	0	483,178
Equity Bank	Mock	0460299587862	0	624,345
Equity Bank	Business CA	0460298202965	0	-3,696
Equity Bank	Parking fees Collection	1560276850479	359,000	0
Kenya Commercial Bank	Msa Collection Acc2	1169397492	2,436,539	32,341,495
Kenya Commercial Bank	Msa Collection Acc1	1141672367	515	4,380,504
Kenya Commercial Bank	Msa Deposit	1162415967	3,519,547	4,145,042
Kenya Commercial Bank	Main Revenue Ac	1180783522	558,564	3,319,893
Kenya Commercial Bank	Salary Account	1171290918	0	93,207
National Bank	Amanah Institutional Ca	01050089324300	10,381,386	24,796,845
National Bank	Imprest	01052110306900	2,311,300	227,429,705

National Bank	Coast Province General Hospital (FIF)	01001089054900	125,876,185	142,601,061 [viii]
National Bank	Free Maternity	01001090827600	14,988,709	3,087
Standard Bank	LASDAP	0106097647100	1,064,900	1,064,900
Total			**193,167,776**	**964,694,436**

*(As per amount in the cash book and bank reconciliation statements prepared for each account)

21B. CASH IN HAND

	2018 – 2019	2017 – 2018
	KShs	KShs
Cash in Hand – Held in domestic currency	1,205,318	420,688
Cash in Hand – Held in foreign currency		
Total	**1,205,318**	**420,688**

Cash in hand should also be analysed as follows:

	2018 – 2019	2017 – 2018
	KShs	KShs
County Assembly Building-Banking hall ground floor	1,205,318	420,688
Total	**1,205,318**	**420,688**

[cash count certificate]

COUNTY GOVERNMENT OF MOMBASA
CASH SURVEY
30/06/2019.

DENOMINATION	NO.	AMOUNT(KSHS)
1,000	1,172	1,172,000
500	57	28,500
200	16	3,200
100	13	1,300
50	6	300
20	0	0
10	1	10
5	1	5
1	3	3
CHEQUES	0	0
TOTAL		1,205,318

Nicholas Mwachiru.....Internal Auditor.....
Samson Kazungu John.....Chief Cashier.....

Page 1 of 1

[viii] Audited accounts (FY 2017-2018) had used bank statement balance for Coast General National bank account no. 01001089054900 instead of Cashbook balance, This has been corrected-see journal page 50.

NOTES TO THE FINANCIAL STATEMENTS (CONTINUED)

22. ACCOUNTS RECEIVABLE - OUTSTANDING IMPRESTS

Description	2018 – 2019	2017 – 2018
	KShs	KShs
Government Imprests	118,359,345	167,953,433
Clearance accounts		
Total	**118,359,345**	**167,953,433**

[ANNEX 2 gives list the Imprest above.]

23. ACCOUNTS PAYABLE

	2018 – 2019	2017 – 2018
	KShs	KShs
Deposits	1,858,989	52,561,443
Retention monies		
Total	**1,858,989**	**52,561,443**

[Contractors retention held in deposit account]

24. FUND BALANCE BROUGHT FORWARD

	2018 – 2019	2017 – 2018
	KShs	KShs
Bank accounts	193,167,776	964,694,436
Cash in hand	1,205,318	420,688
Accounts Receivables	118,359,345	167,953,433
Accounts Payables	(1,858,989)	(52,561,443)
Total	**310,873,450**	**1,080,507,114**

[Relates to total financial assets and receivables less payables carried forward to the next financial year]

NOTES TO THE FINANCIAL STATEMENTS (CONTINUED)

25. (a) PRIOR YEAR ADJUSTMENTS

Description of the error	2018 – 2019	2017 – 2018
	KShs	KShs
Adjustments on bank account balances	1,197,034	34,870,411
Adjustments on cash in hand		
Adjustments on payables		
Adjustments on receivables	160,988,083	45,480,667
Others (*specify*)		
Total	**162,185,117**	**80,351,078**

(Adjustments on bank account balances relates to Defunct Municipal Accounts that the County has received Notification that they are closed, this transaction reduces the fund balance and Bank balances. Adjustments on receivables relate to imprest outstanding in prior years and are not receivable since they were recovered through payroll or are surrendered in the Current Financial Year, this transaction reduces Fund balance and Receivables).

(b) ADJUSTMENTS DURING THE YEAR

	2018-2019	2017-2018
	Kshs	Kshs
Decrease/(Increase) in Imprest	49,594,088)	(3,296,382)
Increase /(Decrease)Deposits and retentions	(50,702,454)	37,973,655
Prior Year Adjustments	(162,185,117)	(80,351,079)
Total	**(163,293,483)**	**(45,673,806)**

(Adjusts Cashflow of non-Cash items namely imprests, payables and Bank balances no longer receivable.)

5.10. OTHER IMPORTANT DISCLOSURES

1. PENDING ACCOUNTS PAYABLE (See Annex 3)

	Balance b/f FY 2017/2018	Additions for the period	Paid/Wo during the year	Balance c/f FY 2018/2019
Description	Kshs	Kshs	Kshs	Kshs
Construction of buildings	18,827,125	36,949,922	18,827,125	36,949,922
Construction of civil works	539,320,849	861,694,545	539,320,849	861,694,545
Supply of goods	61,702,971	298,856,603	61,702,971	298,856,603
Supply of services	142,915,105	567,334,036	142,915,105	567,334,036
Total	**762,766,050**	**1,764,835,106**	**762,766,050**	**1,764,835,106**

2. PENDING STAFF PAYABLES (See Annex 4)

	Balance b/f FY 2017/2018	Additions for the period	Paid/Wo during the year	Balance c/f FY 2018/2019
Description	Kshs	Kshs	Kshs	Kshs
Senior management				
Middle management				
Unionisable employees				
Others	3,261,375,598	2,844,730,596	3,261,375,598	2,844,730,596
Total	**3,261,375,598**	**2,844,730,596**	**3,261,375,598**	**2,844,730,596**

3. OTHER PENDING PAYABLES (See Annex 5)

	Balance b/f FY 2017/2018	Additions for the period	Paid during the year	Balance c/f FY 2018/2019
Description	Kshs	Kshs	Kshs	Kshs
Amounts due to National Government entities				
Amounts due to County Government entities	0	92,732,889	0	92,732,889
Amounts due to third parties				
Total		**92,732,889**		**92,732,889**

4. RELATED PARTY DISCLOSURES

Related party disclosure is encouraged under non-mandatory section of the Cash Basis IPSAS.

The following comprise of related parties to the County Government:

- Key management personnel that include the Governor, the Deputy Governor Members of the County Assembly, CECs and Chief Officers for various County Ministries and Departments;
- County Ministries and Departments;
- The National Government;
- Other County Governments; and
- State Corporations and Semi-Autonomous Government Agencies.

Related party transactions

	2019- 2018	2018- 2017
	Kshs	Kshs
Key Management Compensation (Governors, CEC Members and C. Os)		
Transfers to related parties		
Transfer to the County Assembly	632,989,659	525,366,107
Transfers to other County Government Entities	462,900,920	138,606,437
Transfers to Development Projects-ASDP II	17,937,481	
Transfers to non-reporting entities e.g. schools and welfare		
Transfers to County Water Service Providers		
Expenses paid on behalf of County Water Service Providers		
Total Transfers to related parties	**1,113,828,060**	**663,972,544**
Transfers from related parties		
Transfers from the Exchequer	8,952,853,397	8,649,760,215
Transfers from MDAs	6,937,481	30,586,320
Transfers from SCs and SAGAs- National Government	255,997,699	182,073,057
(Insert any other transfers received)		
Total Transfers from related parties	**9,215,788,577**	**8,862,419,592**

5. ESTABLISHMENT OF OTHER COUNTY GOVERNMENT ENTITIES

The PFM Act, 2012 section 182 enables the County Government to establish and dissolve County Corporations/ entities. For purposes of follow up on financial reporting, audit and disclosure, outlined below is a list of entities established by the County Government since inception.

County Government of Mombasa	Date Established/Date taken over	Location	Accounting Officer responsible
Elimu Fund	2014	Bima House	John Musuva
Liquor Control Fund	2015	Betting and control House.	Veronica Wawira
Mombasa Water and Sewerage Company		Nkrumah Road	Managing Director
Disaster Management Fund		Betting and control House.	
Revolving Fund	2016	Betting and control House.	Joseph Kamau

6. PROGRESS ON FOLLOW UP OF AUDITOR RECOMMENDATIONS

The following is the summary of issues raised by the external auditor, and management comments that were provided to the auditor. We have nominated focal persons to resolve the various issues as shown below with the associated time frame within which we expect the issues

REF. No.	Issue / Observations from Auditor	Management comments	STATUS Resolved /Not resolved	Focal Point person to resolve the issue	Time frame
2	Unsupported Bank Balances.	Cash Books availed, One Bank reconciliation availed, and other bank reconciliations could not be done because banks declined to avail bank statements.	Resolved	Chief Accountant. CECM and Chief Officer Finance and Economic Planning.	15th every Month. By October 2019.
3	Deposits and Retentions- The County paid Kshs. 94,698,212 while the figure in the Financial Statements is Kshs.52, 561,443 and the opening balance was Kshs.14, 587,778 leading to overpayment of Kshs. 80,110,424.	The opening balance figure of Kshs.14, 587,778 was for retentions banked and not the complete retentions. A record of all the retentions was availed. Payments were also made for pending retentions and those accruing within the financial year hence there was no overpayment.	Resolved	CO, HOT, CA	By October 2019.
4	Exchequer Release- 1. No evidence of separate books of accounts maintained for conditional grant as set out in County Allocation of Revenue bill, 2017. 2. No evidence that Accounting officer prepared and submitted quarterly performance reports to County Treasury with copies to the National Treasury and Ministry of Health on the utilization of Level 5 grant as per County Allocation of Revenue bill, 2017	1. The grant has a designated accountant who keeps separate books of accounts and ensures the grant amounts are spent according to the grant conditions.	Resolved	CO Finance.	15 days upon receipt of the Grant money in the CRF.
	3. records at the department of health indicate that only Kshs. 92,232,869 was disbursed to Coast General Hospital resulting to undisbursed amount of Kshs. 296,206,437. It was, therefore, not possible to determine whether the funds were utilized towards sustaining the activities of Coast General Hospital as set out by the grant conditions.	2. Quarterly expenditure reports were prepared and submitted to the CECM finance and economic planning on due dates. 3. The special purpose account was opened in January 2018, before then the County Treasury used to pay the health department grant expenditures on its behalf. The Kshs. 92,232,869 was transferred to Coast Provincial Hospital after the special purpose account was opened and the balance of Kshs. 296,206,437 was used to pay Coast General Hospital Suppliers directly by the county Treasury.			

		Attached hereby is the grant payment schedule paid by the County Treasury.			
		A report on this expenditure forms part of the quarterly reports that we submit to the Treasury, COB, and Revenue allocation.		CO Health.	15th after every Quarter.
5.1	Other Property Income – Rates- The valuation roll which was used for billing the plot owners had not been updated with new land subdivisions while more than 4,000 plots had been registered in the name of owners who could not be identified.	The preparation of the draft valuation roll was completed and handed over to the County Secretary by the consulting valuers on 21st February, 2018. Tabling and noting of the said draft valuation roll to the County Assembly was done on 3rd October, 2018. Further to this, notification to all rateable property owners was done through publication of notices in the Kenya Gazette and local dailies on 5th October, 2018. In the case of the plots whose owners cannot be identified; the complete valuation roll has captured the properties in question and upon uploading of the new roll such cases will have been resolved. We are therefore waiting for the finalization of the valuation roll so as to update the records and do a reconciliation of the property rates.	Not Resolved	C.O Lands	By October 2019.
5.2	Revenue not transferred to CRF Account.	Kshs.41,383,656.65 was debited directly as Service Charges by the bankers, Kshs. 74,715.35 were bank charges and the remainder of Kshs. 7,601,032.00 utilized directly as AIA by other County Health Facilities	Resolved	CECM and CO Finance. Internal Audit	By October 2019.
5.3	Business Permits- Included Kshs. 17,322,000 for Liquor Control Fund collections. The same was not Shown as a payable in the County Executive Financial Statements.	This was a misclassification in the Financial Statements. The correction was done as a prior year adjustment in the 2018/2019 Financial Statements.	Resolved	CO, HOT ,CA	Immediately.
	UNDERCOLLECTION OF REVENUE	There were two rates penalty waivers in 2016/2017 (April to May and June 2017), which made the rates collection to go up. In the year under review (2017/2018), there were no rates penalty waivers which made the collection to the decline.	Resolved	CECMs Finance and Lands.	By August 2019.
	Other Health and Sanitation reduced by 6%.	The revenue collection in the health department reduced due to health personnel strikes which paralyzed operations in the health sector.	Resolved	COUNTY SECRETARY	As they arise.
1.4	Office of the Governor- Kshs.15,000,000 for purchase of vehicles not utilized.	Due to non-achievement of local revenue targets, austerity measures were put in place such that only pressing activities were given priority for effective service delivery for the citizens of the county. There was zero utilization on purchase of vehicles since the earmarked vehicle was a	Resolved	CO Finance and Governor's office.	Immediately.

		non-core utility vehicle.			
2.1	Deviation from county fiscal objectives- Key Priority departments as defined in the CFSP (Education, Information & Technology, Youth, Gender, Sports & Cultural Affairs and Lands, Housing & Physical Planning) were not appropriately provided for in the budget while Finance department was inappropriately highly allocated for in the budget.	The County allocated funds to the department of finance to cater for the priority projects from capital intensive projects that had rolled over from the last financial year that needed to be realized through the pending bills vote from all the key broad priority areas as outlined in the C.F.S.P and guided by the CBROP.	Resolved	CO Finance	Immediately.
2.2	Missed development goals- Earmarked projects from key departments were not implemented.	The County was unable to undertake all the projects as outlined in the ADP due to: •Unrealized local revenue to fund the projects •Delayed disbursements of funds from national government •Limited distribution of funds from the National Government due to the unfavourable CRA formula which does not cater for issues like the floating population. • Lengthy procurement procedures that delay the projects being launched. The County has ensured that all the projects in question have been factored in the current CIDP and will be implemented and spread within the next five years.	Resolved	Affected Cos.	Immediately.
2.3	Projects in ADP Not implemented.	The Annual Development Plan which is prepared in September contains a wish list projection of projects that the Executive wishes to implement subject to availability of resources. During the preparation of the County Fiscal Strategy Paper which is prepared in the month of February in each Financial Year, the budget ceilings are derived guided by the National Government's Budget Policy Statement as required by the PFM Act section 117 (2) and later the County Allocation Act which as per the allocated resources controls the amount of resources that will be allocated for projects and other initiatives.	Resolved	Affected Cos.	Immediately.
3.1	Project Status- Projects still incomplete at the year end. Purchase of Garbage Trucks- 5 Trucks has dents and Logbooks withheld by supplier.	Most projects are now complete and in use. The delay was due to unfavourable cash flows. Due to the nature of the work the trucks do, the dents are inevitable, however they are in proper working condition. The trucks are scheduled for yearly maintenance where the bodies are panel beaten for proper maintenance. At the time of audit, the supplier had not been fully paid, currently, the	Resolved Resolved	CO Finance. CO Finance	Immediately.

		supplier has now been paid and copies of the Logbooks are hereby attached.			
	Purchase of 28 high density fibre fishing boats- The Boats still at supplier yard in Malindi.	The boats were delivered on time, but they could not be released to the Community Based Youth Groups because the youths were to undergo training on deep sea fishing. The deep sea fishing gear and fishing nets had not been delivered and this occasioned the delay in release of the boats to the groups. The groups have now been trained, fishing gear and nets have been procured and the boats have now been given to the groups.	Resolved	CO Fisheries.	By October 2019.
	Parking and open public space improvement (Mwabundu road) - Kshs. 34,788,644-Contractor had abandoned the site and mechanics had returned.	There were issues of encroachment and abandoned scrap vehicles which were to be removed in order to pave way for park improvement. The issues have since been cleared and the contractor is on sight. The contractor has resumed work and the relevant department has instituted necessary measures to ensure the project is completed.	Resolved	County Secretary. CO Transport	Sep-19
	Construction of 30 bed hospital at Vikwatani Kshs.54, 031,377-Contractor not in site.	The project was started in the 2015/2016 financial year but due to cash flow constraints, the county had to stagger the project for some time. The implementation resumed and the project is now 91% complete.	Lack of value for money due to unrealized project returns to the intended community.	CO Health	Oct-19
1	No evidence availed for audit to indicate that the assets and liabilities were handed over to the County Government.	It was prudent to include the assets of the defunct municipal council because of the accounting principle of substance over form: The county draws revenue from them such as house rents and Land Rates. The county repairs and maintains the Assets for proper functioning of the assets such as motor vehicles and buildings. In order to establish the accuracy and correctness of the Municipal Council Assets and Liabilities, a committee was constituted to identify and verify the assets and liabilities. The committee was constituted as per gazette notice no. 4370 of 18th May and a final report on assets and Liabilities of the defunct Municipal council of Mombasa was submitted to IGRTC on 28th August 2018 for action.	Not resolved	CECM Finance	Oct-19
2.1	The county over commitments was Kshs. 435,600,124 as at 30 June 2018 giving rise to pending bills.	The commitments under reference were within the available budgetary provisions as it is not possible to commits amounts beyond the approved budget estimates. However the pending bills arose as a result of	Resolved	CECM Finance.	August 2019.

		funding constraints in respect of unmet local revenue targets.			
2.2	The County Executive does not maintain a register of pending bills.	By the time of audit, we had a pending bills register but it was not updated and detailed. Currently, the pending bills register is up to date and is available for verification.	Resolved	CO Finance.	August 2019.
3	According to the County Revenue Fund bank account statement, only Kshs. 225,647,616 was transferred to the County Assembly leaving the balance of Kshs. 299,718,490 which was explained as payments made by County Executive on behalf of the County Assembly including employee cost of Kshs. 230,333,406.	The county executive paid salaries for the County Assembly because the county assembly KRA pin had been deactivated hence could not remit the deducted pay as you earn tax. This has now been rectified and the county Treasury has transferred the salaries as requested for the county assembly to pay their salary.	Resolved	CECM and CO Finance	Immediately.
4	Five (5) bank accounts of the defunct Municipal Council of Mombasa were still operational.	Efforts have been made by the county government to close all existing municipality accounts. The banks have however declined to take instructions from current county officials and insist that the instructions to close these accounts should be forwarded by the existing signatories of the defunct municipal council accounts. We have since sought help from the Inter-Governmental Relations Technical Committee (IGRTC) regarding the closure of the defunct Mombasa Municipal Bank accounts.	Not Resolved	CECM Finance.	November 2019.
5	The County Executive operates seventeen (17) bank accounts in various Commercial Banks which include the bank accounts for the defunct local authority. seven (7) bank accounts with a total balance of Kshs. 6,335,350 had not been closed and neither was bank reconciliations submitted to the Office of the Auditor- General.	Cash Books availed. One Bank reconciliation availed, and other bank reconciliations could not be done because banks declined to avail bank statements.	Partially Resolved	Chief Accountant. CECM and Chief Officer Finance and Economic Planning.	15th every Month. By October 2019.
6	Outstanding imprests- Imprests amounting to Kshs.25,763,603 was issued one behalf of other staff.	The imprests were taken by one officer because the officers were attending the same function hence the need to pay one officer to manage the imprest.	Resolved	CO Finance	Immediately.
7	The procurement process revealed that they were done through request for quotation method whereas the amount was above the threshold of Kshs. 2 million.	The method used in these procurements was restricted tendering. The quotation was meant for price checking only so as to satisfy market survey based on the price index. The County already had prequalified suppliers and the committee awarded the contract to those contractors.	Resolved	CO Finance.	Immediately
8.1.1	Construction of ECD Schools- Only four ECDs were completed while the remaining four were at various stages	There was delay in honouring payments to contractors due to delayed exchequer remittances. This	Resolved	CO Finance	Immediately.

	of completion, 147 weeks after the end of the official date of completion. It was also observed that the contract extension resulted into total price variation increase of Kshs. 16,721, 413 which could could have been saved had the project been completed as scheduled.	affected contractors' performances. As at 30th June 2018, Kshs. 1,304,639,998 had not been disbursed by the exchequer, therefore significantly affecting implementation and completion of the said projects. As at present, Out of the 8 ECDE centres, 6 are complete, see attached photos and completion certificates for the completed ECDEs. The price variation increase was as a result of change of windows specifications from standard steel casement to white UPVC framed sliding windows. This change was necessitated due to durability and sustainability of UPVS vs. steel which rusts easily within the coastal area. Steel casement windows also have higher maintenance costs and periodical repainting.		CO Education.	
8.1.2	Construction of Hospitals- The project completion period had been further extended to February 2019 from the previous extension of March 2017 although as at the time of audit, November, 2018, none of the projects had been completed. The delayed completion affects service delivery to the intended	The projects were started in the 2015/2016 financial year but due to cash flow constraints, Marimani Hospital, Vikwatani Hospital, Mtongwe Hospital, Shikaadabu Hospital and Chaani Hospital are now 98%, 91%, 92%, 86% and 100% complete respectively.	Delay in benefits to the residents. Cost escalations. Litigations due to breach of contracts.	CO Finance	By December 2019.
8.2	Construction of Roads. The County Executive of Mombasa maintains a register of contractors through framework contracting who have been clustered into four zones. However, it was not clear the basis of identifying the firms that were awarded contracts from the register of firms.	The County used a framework type of tendering under a biennial for roads and other civil works. The bidders were required to bid for unit rates through National tender and the ten lowest evaluated bidders rates were averaged to give average unit rates to be applied by the county for a period of two years. Based on the evaluation report and the professional opinion given by the director of Supply Chain Management the accounting officers issue work orders as per the recommendations. In this case the professional opinion indicated that the work orders should be issued on rotational basis for all the bidders.	Resolved	CO Transport.	Jun-19
8.3	Purchase of Office Furniture and General Equipment- procurement was done through request for quotations although the cost was above the set threshold of Kshs. 2,000,000 as per procurement regulations. Although the management has argued that the order was for different items, the items were tendered as one bid.	The method used in these procurements was restricted tendering. The quotation was meant for price checking only so as to satisfy market survey based on the price index. The County already had prequalified suppliers and the committee awarded the contract to those contractors.	Breach of law. Overpricing and fraud due to lack of competition.	CO Finance	By end of December 2019.
9	Unremitted Statutory deductions- included in a pending bills balance of Kshs. 4,024,141,648 is a total of Kshs. 3,472,845,492 in respect of statutory deductions not remitted and	The payment of the statutory deductions is ongoing and currently, the debt status is Kshs. 97,448,804 for Income taxes, Kshs. 89, 424, 928 for VAT, Kshs. 471,538,623 for	Breach of law. Heavy penalties and interest.	CO Finance.	Current deduction- 10th of every Month.

	which include Pay as You Earn, VAT, pension contributions and tax arrears of Kshs. 433,000,000 which has been outstanding for a long period.	Pension Funds, Kshs. 0 for N.H.I.F and Kshs.0 for the 433,000,000 PAYE arrears.	Litigations		Arreas- By March 2020
10	Fixed Asset Register- The Fixed Asset balances were not supported with a fixed asset register contrary to Section 136 (1) of the Public Finance Management (County Government) Regulations, 2015 which require each accounting officer to maintain a register each accounting officer to maintain a register of all assets under his control.	The Fixed asset register is up to date and is available for verification.	Resolved	CO Finance.	Jun-19
2	Unsupported Bank Balances.	Cash Books availed, One Bank reconciliation availed, and other bank reconciliations could not be done because banks declined to avail bank statements.	Resolved	Chief Accountant. CECM and Chief Officer Finance and Economic Planning.	15th every Month. By October 2019.
3	Deposits and Retentions- The County paid Kshs. 94,698,212 while the figure in the Financial Statements is Kshs.52, 561,443 and the opening balance was Kshs.14, 587,778 leading to overpayment of Kshs. 80,110,424.	The opening balance figure of Kshs.14, 587,778 was for retentions banked and not the complete retentions. A record of all the retentions was availed. Payments were also made for pending retentions and those accruing within the financial year hence there was no overpayment.	Resolved	CO, HOT, CA	By October 2019.
4	Exchequer Release- 1. No evidence of separate books of accounts maintained for conditional grant as set out in County Allocation of Revenue bill, 2017. 2. No evidence that Accounting officer prepared and submitted quarterly performance reports to County Treasury with copies to the National Treasury and Ministry of Health on the utilization of Level 5 grant as per County Allocation of Revenue bill, 2017 3. records at the department of health indicate that only Kshs. 92,232,869 was disbursed to Coast General Hospital resulting to undisbursed amount of Kshs. 296,206,437. It was, therefore, not possible to determine whether the funds were utilized towards sustaining the activities of Coast General Hospital as set out by the grant conditions.	1. The grant has a designated accountant who keeps separate books of accounts and ensures the grant amounts are spent according to the grant conditions. 2. Quarterly expenditure reports were prepared and submitted to the CECM finance and economic planning on due dates. 3. The special purpose account was opened in January 2018, before then the County Treasury used to pay the health department grant expenditures on its behalf. The Kshs. 92,232,869 was transferred to Coast Provincial Hospital after the special purpose account was opened and the balance of Kshs. 296,206,437 was used to pay Coast General Hospital Suppliers directly by the county Treasury. Attached hereby is the grant payment schedule paid by the County Treasury. A report on this expenditure forms	Resolved	CO Finance.	15 days upon receipt of the Grant money in the CRF. 15th after

		part of the quarterly reports that we submit to the Treasury, COB, and Revenue allocation		CO Health.	every Quarter.
5.1	Other Property Income – Rates- The valuation roll which was used for billing the plot owners had not been updated with new land subdivisions while more than 4,000 plots had been registered in the name of owners who could not be identified.	The preparation of the draft valuation roll was completed and handed over to the County Secretary by the consulting valuers on 21st February, 2018. Tabling and noting of the said draft valuation roll to the County Assembly was done on 3rd October, 2018. Further to this, notification to all ratable property owners was done through publication of notices in the Kenya Gazette and local dailies on 5th October, 2018. In response property owners inspected the new values and where necessary raised their concerns if any, or lodged their objections from 5th October, 2018 to 14th November, 2018. Currently the formation of the valuation court for hearing of the cases of objection is in process with the set off the preliminaries involving examining and serializing for ease of prosecution of the cases of objection. In the case of the plots whose owners cannot be identified; the complete valuation roll has captured the properties in question and upon uploading of the new roll such cases will have been resolved. We are therefore waiting for the finalization of the valuation roll so as to update the records and do a reconciliation of the property rates.	Not Resolved	C.O Lands	By October 2019.
5.2	Revenue not transferred to CRF Account.	Kshs.41,383,656.65 was debited directly as Service Charges by the bankers. Kshs. 74,715.35 were bank charges and the remainder of Kshs. 7,601,032.00 utilized directly as AIA by other County Health Facilities	Resolved	CECM and CO Finance. Internal Audit	By October 2019.
5.3	Business Permits- Included Kshs. 17,322,000 for Liquor Control Fund collections. The same was not Shown as a payable in the County Executive Financial Statements. UNDERCOLLECTION OF REVENUE Other Health and Sanitation reduced by 6%.	This was a misclassification in the Financial Statements. The correction was done as a prior year adjustment in the 2018/2019 Financial Statements. There were two rates penalty waivers in 2016/2017 (April to May and June 2017), which made the rates collection to go up. In the year under review (2017/2018), there were no rates penalty waivers which made the collection to the decline. The revenue collection in the health department reduced due to health personnel strikes which paralyzed operations in the health sector	Resolved Resolved Resolved	CO, HOT ,CA CECMs Finance and Lands. COUNTY SECRETARY	Immediately. By August 2019. As they arise.
1.4	Office of the Governor-	Due to non-achievement of local	Resolved	CO Finance	Immediately.

	Kshs.15,000,000 for purchase of vehicles not utilized.	revenue targets, austerity measures were put in place such that only pressing activities were given priority for effective service delivery for the citizens of the county. There was zero utilization on purchase of vehicles since the earmarked vehicle was a non-core utility vehicle.		and Governor's office.	
2.1	Deviation from county fiscal objectives- Key Priority departments as defined in the CFSP (Education, Information & Technology, Youth, Gender, Sports & Cultural Affairs and Lands, Housing & Physical Planning) were not appropriately provided for in the budget while Finance department was inappropriately highly allocated for in the budget.	The County allocated funds to the department of finance to cater for the priority projects from capital intensive projects that had rolled over from the last financial year that needed to be realized through the pending bills vote from all the key broad priority areas as outlined in the C.F.S.P and guided by the CBROP.	Resolved	CO Finance	Immediately.
2.2	Missed development goals- Earmarked projects from key departments were not implemented.	The County was unable to undertake all the projects as outlined in the ADP due to: •Unrealized local revenue to fund the projects •Delayed disbursements of funds from national government •Limited distribution of funds from the National Government due to the unfavourable CRA formula which does not cater for issues like the floating population. • Lengthy procurement procedures that delay the projects being launched. The County has ensured that all the projects in question have been factored in the current CIDP and will be implemented and spread within the next five years.	Resolved	Affected Cos.	Immediately.
2.3	Projects in ADP Not implemented.	The Annual Development Plan which is prepared in September contains a wish list projection of projects that the Executive wishes to implement subject to availability of resources. During the preparation of the County Fiscal Strategy Paper which is prepared in the month of February in each Financial Year, the budget ceilings are derived guided by the National Government's Budget Policy Statement as required by the PFM Act section 117 (2) and later the County Allocation Act which as per the allocated resources controls the amount of resources that will be allocated for projects and other initiatives.	Resolved	Affected Cos.	Immediately.

3.1	Project Status- Projects still incomplete at the year end. Purchase of Garbage Trucks- 5 Trucks has dents and Logbooks withheld by supplier. Purchase of 28 high density fibre fishing boats- The Boats still at supplier yard in Malindi. The groups have now been trained, fishing gear and nets have been procured and the boats have now been given to the groups. Training on deep sea fishing. The deep sea fishing gear and fishing nets had not been delivered and this occasioned the delay in release of the boats to the groups. The groups have now been trained, fishing gear and nets have been procured and the boats have now been given to the groups. Construction of 30 bed hospital at Vikwatani Kshs.54, 031,377- Contractor not in site.	There were issues of encroachment and abandoned scrap vehicles which were to be removed in order to pave way for park improvement. The issues have since been cleared and the contractor is on sight. The contractor has resumed work and the relevant department has instituted necessary measures to ensure the project is completed. The project was started in the 2015/2016 financial year but due to cash flow constraints, the county had to stagger the project for some time. The implementation resumed and the project is now 91% complete.	Resolved Resolved Resolved Resolved Lack of value for money due to unrealized project returns to the intended community	CO Finance. CO Finance CO Fisheries. County Secretary. CO Transport. CO Health	Immediately. By October 2019. Oct-19
1	No evidence availed for audit to indicate that the assets and liabilities were handed over to the County Government.	It was prudent to include the assets of the defunct municipal council because of the accounting principle of substance over form: The county draws revenue from them such as house rents and Land Rates. The county repairs and maintains the Assets for proper functioning of the assets such as motor vehicles and buildings. In order to establish the accuracy and correctness of the Municipal Council Assets and Liabilities, a committee was constituted to identify and verify the assets and liabilities. The committee was constituted as per gazette notice no. 4370 of 18th May and a final report on assets and Liabilities of the defunct Municipal council of Mombasa was submitted to IGRTC on 28th August 2018 for action.	Not resolved	CECM Finance	Oct-19
2.1	The county over commitments was Kshs. 435,600,124 as at 30 June 2018 giving rise to pending bills.	The commitments under reference were within the available budgetary provisions as it is not possible to commits amounts beyond the approved budget estimates. However the pending bills arose as a result of	Resolved	CECM Finance.	August 2019.

		funding constraints in respect of unmet local revenue targets.			
2.2	The County Executive does not maintain a register of pending bills.	By the time of audit, we had a pending bills register but it was not updated and detailed. Currently, the pending bills register is up to date and is available for verification.	Resolved	CO Finance.	August 2019.
3	According to the County Revenue Fund bank account statement, only Kshs. 225,647,616 was transferred to the County Assembly leaving the balance of Kshs. 299,718,490 which was explained as payments made by County Executive on behalf of the County Assembly including employee cost of Kshs. 230,333,406.	The county executive paid salaries for the County Assembly because the county assembly KRA pin had been deactivated hence could not remit the deducted pay as you earn tax. This has now been rectified and the county Treasury has transferred the salaries as requested for the county assembly to pay their salary.	Resolved	CECM and CO Finance	Immediately.
4	Five (5) bank accounts of the defunct Municipal Council of Mombasa were still operational.	Efforts have been made by the county government to close all existing municipality accounts. The banks have however declined to take instructions from current county officials and insist that the instructions to close these accounts should be forwarded by the existing signatories of the defunct municipal council accounts. We have since sought help from the Inter-Governmental Relations Technical Committee (IGRTC) regarding the closure of the defunct Mombasa Municipal Bank accounts.	Not Resolved	CECM Finance.	November 2019.
5	The County Executive operates seventeen (17) bank accounts in various Commercial Banks which include the bank accounts for the defunct local authority. seven (7) bank accounts with a total balance of Kshs. 6,335,350 had not been closed and neither was bank reconciliations submitted to the Office of the Auditor- General.	Cash Books availed. One Bank reconciliation availed. and other bank reconciliations could not be done because banks declined to avail bank statements.	Partially Resolved	Chief Accountant. CECM and Chief Officer Finance and Economic Planning.	15th every Month. By October 2019.
6	Outstanding imprests- Imprests amounting to Kshs.25,763,603 was issued one behalf of other staff.	The imprests were taken by one officer because the officers were attending the same function hence the need to pay one officer to manage the imprest.	Resolved	CO Finance	Immediately.
7	The procurement process revealed that they were done through request for quotation method whereas the amount was above the threshold of Kshs. 2 million.	The method used in these procurements was restricted tendering. The quotation was meant for price checking only so as to satisfy market survey based on the price index. The County already had prequalified suppliers and the committee awarded the contract to those contractors.	Resolved	CO Finance.	Immediately
8.1.1	Construction of ECD Schools- Only four ECDs were completed while the remaining four were at various stages of completion, 147 weeks after the end of the official date of completion.	There was delay in honouring payments to contractors due to delayed exchequer remittances. This affected contractors' performances. As at 30th June 2018, Kshs.	Resolved	CO Finance	Immediately.

	It was also observed that the contract extension resulted into total price variation increase of Kshs. 16,721, 413 which could have been saved had the project been completed as scheduled.	1,304,639,998 had not been disbursed by the exchequer, therefore significantly affecting implementation and completion of the said projects. As at present, Out of the 8 ECDE centres, 6 are complete, see attached photos and completion certificates for the completed ECDEs. The price variation increase was as a result of change of windows specifications from standard steel casement to white UPVC framed sliding windows. This change was necessitated due to durability and sustainability of UPVS vs. steel which rusts easily within the coastal area. Steel casement windows also have higher maintenance costs and periodical repainting.		CO Education.	
8.1.2	Construction of Hospitals- The project completion period had been further extended to February 2019 from the previous extension of March 2017 although as at the time of audit, November, 2018, none of the projects had been completed. The delayed completion affects service delivery to the intended	The projects were started in the 2015/2016 financial year but due to cash flow constraints, Marimani Hospital, Vikwatani Hospital, Mtongwe Hospital, Shikaadabu Hospital and Chaani Hospital are now 98%, 91%, 92%, 86% and 100% complete respectively.	Delay in benefits to the residents. Cost escalations. Litigations due to breach of contracts.	CO Finance	By December 2019.
8.2	Construction of Roads. The County Executive of Mombasa maintains a register of contractors through framework contracting who have been clustered into four zones. However, it was not clear the basis of identifying the firms that were awarded contracts from the register of firms.	The County used a framework type of tendering under a biennial for roads and other civil works. The bidders were required to bid for unit rates through National tender and the ten lowest evaluated bidders rates were averaged to give average unit rates to be applied by the county for a period of two years. Based on the evaluation report and the professional opinion given by the director of Supply Chain Management the accounting officers issue work orders as per the recommendations. In this case the professional opinion indicated that the work orders should be issued on rotational basis for all the bidders.	Resolved	CO Transport.	Jun-19
8.3	Purchase of Office Furniture and General Equipment- procurement was done through request for quotations although the cost was above the set threshold of Kshs. 2,000,000 as per procurement regulations. Although the management has argued that the order was for different items, the items were tendered as one bid.	The method used in these procurements was restricted tendering. The quotation was meant for price checking only so as to satisfy market survey based on the price index. The County already had prequalified suppliers and the committee awarded the contract to those contractors.	Breach of law. Overpricing and fraud due to lack of competition.	CO Finance	By end of December 2019.

9	Unremitted Statutory deductions- included in a pending bills balance of Kshs. 4,024,141,648 is a total of Kshs. 3,472,845,492 in respect of statutory deductions not remitted and which include Pay as You Earn, VAT, pension contributions and tax arrears of Kshs. 433,000,000 which has been outstanding for a long period.	The payment of the statutory deductions is ongoing and currently, the debt status is Kshs. 97,448,804 for Income taxes, Kshs. 89, 424, 928 for VAT, Kshs. 471,538,623 for Pension Funds, Kshs. 0 for N.H.I.F and Kshs.0 for the 433,000,000 PAYE arrears.	Breach of law. Heavy penalties and interest. Litigations	CO Finance.	Current deduction- 10th of every Month. Arreas- By March 2020.
10	Fixed Asset Register- The Fixed Asset balances were not supported with a fixed asset register contrary to Section 136 (1) of the Public Finance Management (County Government) Regulations, 2015 which require each accounting officer to maintain a register each accounting officer to maintain a register of all assets under his control.	The Fixed asset register is up to date and is available for verification.	Resolved	CO Finance.	Jun-19

Guidance Notes:

(i) Use the same reference numbers as contained in the external audit report;

(ii) Obtain the "Issue/Observation" and "management comments", required above, from final external audit report that is signed by Management;

(iii) Before approving the report, discuss the timeframe with the appointed Focal Point persons within your County Government of Mombasa responsible for implementation of each issue;

(iv) Indicate the status of "Resolved" or "Not Resolved" by the date of submitting this report to National Treasury.

CEC, County Treasury

Sign..... Date.....25/9/2019.....

7. RESTATED FINANCIAL STATEMENTS FOR FY 2017-2018 AND CORRECTION OF ERRORS.

Financial statements for year 2017-2018 have been restated to be in line with the new reporting template released by Accountants Standards Board(PSASB) in June 2019.The template required reclassification of all revenue originating from others sources like line ministries and donors but disbursed through the National Treasury be classified as Exchequer release. Items affected are:

1.Proceeds from domestic and foreign grants and

2.Transfer from other government entities.

The reason for reclassification as given by PSASB is to facilitate reconciliation between the National Treasury and Counties on funds disbursed to Counties.

In addition,Kshs.22,000,000.00 error resulting on National Bank Balance-Coast Provincial General Hospital, Facility Improvement Fund(FIF) as highlighted in the Audit Report has been Corrected as highlighted in the Journal voucher Below.

JOURNAL ENTRIES			
DATE	DETAILS	DR	CR
30-Jun-2019	Other Payments	22,000,000	
30-Jun-2019	Coast Province General Hospital (FIF) National bank		22,000,000
		22,000,000	**22,000,000**
Being correction of omitted coast general expenses and correction of bank Balance.			

Further, errors made in Receipts classification have been corrected as in the Journal Below.

DATE	DETAILS	Dr	Cr
30 June 2019	Other Health and Sanitation Revenues		3,965,361
30 June 2019	Fines Penalties and Forfeitures		5,337,940
30 June 2019	Business Permits / Cesses	9,303,301	
		9,303,301	9,303,301
Correction of understated Other health and sanitation revenues, Fines penalties and Forfeitures and Overstatement of business Permit /Cess Receipts.			

ANNEXES

ANNEX 1 – ANALYSIS OF TRANSFERS FROM THE EXCHEQUER

Period	Equitable Share	DANIDA	Level 5 hospitals allocation	Other transfers-Donor funds transferred through exchequer	Total Transfers from the National Treasury/ Exchequer
Exchequer Releases for quarter 1	987,216,400	0	19,421,565	11,823,500	1,018,461,465
Exchequer Releases for quarter 2	2,385,772,000	13,668,750	0	769,901	2,400,210,651
Exchequer Releases for quarter 3	1,439,690,000	0	170,913,295	13,349,339	1,623,952,634
Exchequer Releases for quarter 4	3,414,121,600	13,668,750	198,104,446	284,333,851	3,910,228,647
Total	**8,226,800,000**	**27,337,500**	**388,439,306**	**310,276,591**	**8,952,853,397**

ANNEX 2 – ACCOUNTS RECEIVABLE - OUTSTANDING IMPRESTS

Name of officer or Institution	Date imprest taken	Amount taken	Amount surrendered	Balance
SALMA NOOR HUSSEIN	10 Aug 2016	580,851	580,851	0
ABDULWAHAB ABDULRAHMAN MBARAK	11 Aug 2016	43,600	43,600	0
RACHEAL WASAI MBOGHO	11 Aug 2016	50,000	50,000	0
RICHARD OTIENO ABIERO	11 Aug 2016	114,500	114,500	0
AMINA MUNA RAZIK	15 Aug 2016	50,000	50,000	0
HAMID A ABUBAKAR	16 Aug 2016	2,294,700	2,294,700	0
MWANAISHA BWAJUMA MOHAMED	17 Aug 2016	20,000	20,000	0
MWATIME MWALIM MZEE	17 Aug 2016	42,800	42,800	0
AMIR MOHAMMED THOYA	17 Aug 2016	57,000	57,000	0
FADHILI MWALIMU MAKARANI	17 Aug 2016	57,000	57,000	0
IBRAHIM ABDALLA KONDO	17 Aug 2016	57,000	57,000	0
SAAD FARAJ AHMED	17 Aug 2016	57,000	57,000	0
SHEBANI HAMISI JUMA	17 Aug 2016	61,700	61,700	0
IBRAHIM ABDALLA KONDO	17 Aug 2016	108,000	108,000	0
PHOEBE MAKUNGU	17 Aug 2016	136,000	136,000	0
OMAR ALWY MOHAMED	17 Aug 2016	495,196	495,196	0
MOHAMED ABBAS MOHAMED	18 Aug 2016	2,250,000	2,250,000	0
JAPHET MUMBA KADZENGA	19 Aug 2016	42,800	42,800	0
JABU SALIM MOHAMED	19 Aug 2016	60,400	60,400	0
HASSAN CHARO KITSAO	19 Aug 2016	61,700	61,700	0
MUNIRA K S KIBIRINGO	19 Aug 2016	61,700	61,700	0
LYDIA A MULESHE	19 Aug 2016	72,650	72,650	0
SAID MOHAMED GULLEID	19 Aug 2016	253,308	253,308	0
PETER KITALI MUNGUTI	22 Aug 2016	139,300	139,300	0
ABDULWAHAB ABDULRAHMAN MBARAK	22 Aug 2016	954,789	954,789	0
LAWRENCE MAFUTA MUKOYANI	22 Aug 2016	3,000,000	3,000,000	0
JOSEPH O ATUNDA	23 Aug 2016	40,000	40,000	0
RASHID MOHAMED KAKA	23 Aug 2016	503,000	503,000	0
SULEIMAN MOHAMED ABDALLA	24 Aug 2016	23,420	23,420	0
EVANGELINE CHEPOSONI NJOROGE	24 Aug 2016	30,000	30,000	0
TSALA HALIMA BAKARI	24 Aug 2016	76,700	76,700	0

REHMA MOHAMED ALI	25 Aug 2016	50,000	50,000	0
JEIZAN FARUK	26 Aug 2016	541,422	541,422	0
ALLAN OMONDI OWANO	26 Aug 2016	575,358	575,358	0
MARYAM ABDILLAHI MBARUK	26 Aug 2016	575,358	575,358	0
ESTHER NDAMBIRI	6 Sep 2016	20,000	20,000	0
ISAAC MENZA SADI	6 Sep 2016	70,500	70,500	0
KENETH ADEMBESA ASAMBA	6 Sep 2016	135,000	135,000	0
MARIAM SAID GUMBO	6 Sep 2016	258,000	258,000	0
SIMON CHEGE MBARO	6 Sep 2016	3,375,200	3,375,200	0
JOHN BANDA DZUYA	9 Sep 2016	30,000	30,000	0
JEIZAN FARUK	9 Sep 2016	181,200	181,200	0
PAUL ODUWO NYANGASI	9 Sep 2016	5,837,585	5,837,585	0
JACQUELINE WANJIKU MWANGI	12 Sep 2016	200,000	200,000	0
JUSTINA KAVUU MWIKYA	14 Sep 2016	38,000	38,000	0
PHOEBE MAKUNGU	14 Sep 2016	139,200	139,200	0
MUNIRA K S KIBIRINGO	15 Sep 2016	74,600	74,600	0
EMMA W HUHO	15 Sep 2016	75,000	75,000	0
BANGUSHI HARITH MOHAMMED	16 Sep 2016	110,000	110,000	0
TEDDY MUDAKA MULUSA	3 Oct 2016	278,800	278,800	0
ZUWENA RASHID JUMA	3 Oct 2016	2,180,640	2,180,640	0
JIMMY MANYONGE WALIAULA	5 Oct 2016	388,000	388,000	0
MARY MERE MWAGANDI	6 Oct 2016	20,000	20,000	0
MTANA TENDAI LEWA	6 Oct 2016	26,800	26,800	0
MWENDE SAMSON	7 Oct 2016	100,000	100,000	0
WEKESA CHRYSANTUS SIMIYU	10 Oct 2016	3,000,000	3,000,000	0
RICHARD KINYUA RUITHA	11 Oct 2016	61,700	61,700	0
MWALIMU MOHAMED	11 Oct 2016	127,750	127,750	0
MBALE DOLA DOLA	12 Oct 2016	140,000	140,000	0
KHADIJA ALI MWINYI	12 Oct 2016	698,900	698,900	0
MUTHILA ABDUL MANAN	4 Nov 2016	212,500	212,500	0
LYDIA A MULESHE	7 Nov 2016	67,000	67,000	0
WAHIDA OMAR MOHAMED	7 Nov 2016	278,400	278,400	0
JABU SALIM MOHAMED	7 Nov 2016	467,025	467,025	0
MISHI MOHAMED BAUSH	7 Nov 2016	478,000	478,000	0
SOPHIE ISMAEL KASSIM	9 Nov 2016	52,000	52,000	0
JAMAL OMAR AWADH	9 Nov 2016	400,500	400,500	0

THEOPHIL KIPOMA	11 Nov 2016	193,800	193,800	0
ABDULWAHAB ABDULRAHMAN MBARAK	11 Nov 2016	1,061,313	1,061,313	0
GIDEON MUTHOKA MUSYA	17 Nov 2016	72,000	72,000	0
HUSNA ABDALLA MITSANZE	18 Nov 2016	200,000	200,000	0
HAZEL EZABEL N OGUNDE	18 Nov 2016	610,122	610,122	0
GEOFFREY M BUSAKA	22 Nov 2016	120,000	120,000	0
MTANA TENDAI LEWA	6 Dec 2016	600,000	600,000	0
LILIAN SIDI KADZITU	22 Dec 2016	300,000	300,000	0
RICHARD CHACHA	22 Dec 2016	300,000	300,000	0
KEVIN MUNYWOKI KYALO	22 Dec 2016	900,000	900,000	0
MARWA ABDALLA	22 Dec 2016	2,600,000	2,600,000	0
STEPHEN MATUTA	23 Dec 2016	48,000	48,000	0
ROSALYNE NJOKA NGARI	27 Dec 2016	221,100	221,100	0
RABIA MERE SALIM	27 Dec 2016	860,900	860,900	0
MWALIMU MOHAMED	27 Dec 2016	976,650	976,650	0
AHMED OMAR EBRAHIM	30 Dec 2016	308,800	308,800	0
KHADIJA ALI MWINYI	30 Dec 2016	851,000	851,000	0
GOSHI JUMA ALLIY	3 Jan 2017	66,000	66,000	0
PAUL ODUWO NYANGASI	5 Jan 2017	252,000	252,000	0
JOHN OKETCH OLUOCH	9 Jan 2017	91,495	91,495	0
IDRIS ABDIRAHMAN	9 Jan 2017	164,000	164,000	0
LYNNE FARRAH	12 Jan 2017	362,600	362,600	0
DAUDI RASHID SHIKELI	13 Jan 2017	66,600	66,600	0
DANIEL ODHIAMBO OPONDO	13 Jan 2017	360,000	360,000	0
CATHERINE NYAMAI AYUGI	25 Jan 2017	41,100	41,100	0
FREEMAN KONDO GEORGE	25 Jan 2017	290,000	290,000	0
IDDI CHIKAS KIRONDA	26 Jan 2017	26,660	26,660	0
RAMADHAN SALIM	2 Feb 2017	29,116	29,116	0
MARYAM MZEE	2 Feb 2017	2,838,000	2,838,000	0
MARWA ABDALLA	7 Feb 2017	3,800,000	3,800,000	0
LYNNE FARRAH	7 Feb 2017	4,100,000	4,100,000	0
ANTONY MUTUA MUSAU	7 Feb 2017	5,200,000	5,200,000	0
EMMANUEL CHARO KOMBE	7 Feb 2017	5,300,000	5,300,000	0
TWAHIR SULEIMAN KHAMIS	7 Feb 2017	6,400,000	6,400,000	0
HALIMA K SAID	8 Feb 2017	198,600	198,600	0
JACOB MNJAU KIANGA	8 Feb 2017	281,500	281,500	0

JUMA MWIDAU MWIJUMA	8 Feb 2017	2,000,000	2,000,000	0
KEVIN MUNYWOKI KYALO	8 Feb 2017	3,000,000	3,000,000	0
AMINA MUNA RAZIK	9 Feb 2017	34,500	34,500	0
JOHN BAPTISTA KINUTHIA NDUNGU	9 Feb 2017	63,600	63,600	0
JAMAL ALI MOHAMED	2 Mar 2017	767,200	767,200	0
IDDI CHIKAS KIRONDA	3 Mar 2017	30,000	30,000	0
MOHAMED ATHUMAN LUGOGO	3 Mar 2017	30,000	30,000	0
SAID YUMBU TUMBO	3 Mar 2017	30,000	30,000	0
DANIEL ODHIAMBO OPONDO	6 Mar 2017	300,000	300,000	0
LYNNE FARRAH	6 Mar 2017	4,633,603	4,633,603	0
VALOISY KISSOLY MSABAA	13 Mar 2017	11,132	11,132	0
AHMED MOHAMED ABUSHIRI	14 Mar 2017	29,996	29,996	0
MWENDE SAMSON	15 Mar 2017	50,000	50,000	0
HASSAN SAID JABER AWADH	15 Mar 2017	900,000	900,000	0
MATILDA MERCY CHAO MDAMU	16 Mar 2017	28,100	28,100	0
BWANAHERI A SALIM	21 Mar 2017	100,000	100,000	0
ALI ABDULRAHMAN SHARIFF	21 Mar 2017	205,700	205,700	0
JEBET CHEPKONGA	21 Mar 2017	249,840	249,840	0
ALPHONCE BENSON H MRIMA	21 Mar 2017	2,417,616	2,417,616	0
ROSELYN SIDI RANDU	24 Mar 2017	452,800	452,800	0
DANIEL ODHIAMBO OPONDO	27 Mar 2017	29,450	29,450	0
HASSAN SAID JABER AWADH	5 Apr 2017	900,000	900,000	0
HUSSEIN ABDALLA MOHAMED	25 Apr 2017	92,300	92,300	0
MARY WENDY KWEKWE	26 Apr 2017	30,000	30,000	0
ANTHONY NJARAMBA	26 Apr 2017	60,400	60,400	0
JULIANA WHONGE CHERERA	26 Apr 2017	142,400	142,400	0
ANTHONY NJARAMBA	26 Apr 2017	415,800	415,800	0
JAMAL ALI MOHAMED	28 Apr 2017	386,000	386,000	0
AZIZA KATSUTSU	3 May 2017	500,000	500,000	0
SAMIRA OMAR ALI	3 May 2017	500,000	500,000	0
CYNTHIA NJERI DZILLA	3 May 2017	1,564,300	1,564,300	0
JULIANA WHONGE CHERERA	3 May 2017	2,214,700	2,214,700	0
HASSAN ALI OMAR	4 May 2017	206,800	206,800	0
PAUL OGWENO MANYALA	4 May 2017	7,110,000	7,110,000	0
HASSAN SAID JABER AWADH	9 May 2017	900,000	900,000	0
ABUBAKAR SALIM BUKHEIT	11 May 2017	110,200	110,200	0

ABDULKARIM A BASHIR	15 May 2017	500,000	500,000	0
SALIM A S HAMUMI	16 May 2017	812,600	812,600	0
ALLAN OMONDI OWANO	16 May 2017	1,097,456	1,097,456	0
MARYAM ABDILLAHI MBARUK	16 May 2017	1,097,456	1,097,456	0
JULIANA WHONGE CHERERA	16 May 2017	1,341,600	1,341,600	0
ALI BOA SHALO	17 May 2017	29,000	29,000	0
DONALD ONYANGO WAGAKA	17 May 2017	30,000	30,000	0
MOHAMED BAKARI ALI	17 May 2017	40,000	40,000	0
FAITH WANJIRU MUHIA	17 May 2017	143,000	143,000	0
JOSHUA RUME OTIENO	17 May 2017	364,000	364,000	0
AHMED AL AMIN	17 May 2017	500,000	500,000	0
HASSAN SAID JABER AWADH	17 May 2017	900,000	900,000	0
HASSAN SAID JABER AWADH	17 May 2017	900,000	900,000	0
SALMA NOOR HUSSEIN	18 May 2017	38,000	38,000	0
UMKALTUMA MOHAMED BASHIR	18 May 2017	315,000	315,000	0
CYNTHIA NJERI DZILLA	18 May 2017	397,600	397,600	0
JOHN MUSUVA	18 May 2017	467,400	467,400	0
UMKALTUMA MOHAMED BASHIR	18 May 2017	479,774	479,774	0
YASSIR ABDULAZIZ	18 May 2017	986,700	986,700	0
RONALD KHAEMBA MAKOKHA	22 May 2017	30,000	30,000	0
ALFRED M MWAKIO	22 May 2017	107,500	107,500	0
DAINESI NAWARI MARTIN	22 May 2017	180,000	180,000	0
STEPHEN MATUTA	22 May 2017	355,200	355,200	0
ISAAC ANGOTE ONGUKU	22 May 2017	1,475,475	1,475,475	0
CHRISTINE CHELANGAT KEYA	22 May 2017	1,509,774	1,509,774	0
DANIEL ODHIAMBO OPONDO	25 May 2017	80,000	80,000	0
RABIA MERE SALIM	25 May 2017	578,844	578,844	0
ABDULWAHAB ABDULRAHMAN MBARAK	25 May 2017	1,700,324	1,700,324	0
ALFRED M MWAKIO	26 May 2017	62,200	62,200	0
JABU SALIM MOHAMED	26 May 2017	406,747	406,747	0
MTANA TENDAI LEWA	30 May 2017	434,248	434,248	0
ABDULKARIM A BASHIR	31 May 2017	30,000	30,000	0
MWANAMKUU R SAID	31 May 2017	30,000	30,000	0
ONESMUS SAFARI MANGARO	2 Jun 2017	69,315	69,315	0
JULIANA WHONGE CHERERA	2 Jun 2017	1,039,456	1,039,456	0
NIXON KILUKUMI	5 Jun 2017	190,000	190,000	0

REHEMA ABDULAZIZ SHABAN	6 Jun 2017	66,000	66,000	0
JOHNSTONE MUTURI MURINGI	6 Jun 2017	80,000	80,000	0
NASRA AHMED OMAR	6 Jun 2017	517,600	517,600	0
JAMES WANJALA WANYONYI	7 Jun 2017	803,800	803,800	0
HAMID A ABUBAKAR	8 Jun 2017	27,500	27,500	0
NIXON KILUKUMI	8 Jun 2017	200,000	200,000	0
HUMPHREY NTHIGA NJAGI	12 Jun 2017	350,000	350,000	0
SOPHIE ISMAEL KASSIM	12 Jun 2017	2,330,000	2,330,000	0
MOHAMED ALI	12 Jun 2017	2,380,000	2,380,000	0
JUMA HEMED JUMA	13 Jun 2017	20,300	20,300	0
HASSAN SAID JABER AWADH	14 Jun 2017	900,000	900,000	0
MOHAMED ATHUMAN LUGOGO	16 Jun 2017	30,000	30,000	0
PATIENCE ZAWADI JOSEPH	16 Jun 2017	30,300	30,300	0
LAVINIAH MUTHONI WANJOHI	16 Jun 2017	43,950	43,950	0
TAFAWA SALIM SULEIMAN	16 Jun 2017	98,000	98,000	0
ANNE NAMUKHULA NAMULALA	16 Jun 2017	602,400	602,400	0
HASSAN SAID JABER AWADH	16 Jun 2017	900,000	900,000	0
DAUDI RASHID SHIKELI	20 Jun 2017	30,000	30,000	0
MWALIMU MOHAMED	20 Jun 2017	30,000	30,000	0
SALIM KINGI MWAKITETE	20 Jun 2017	30,000	30,000	0
JAMAL OMAR AWADH	20 Jun 2017	60,400	60,400	0
SHEBANI HAMISI RASHID	20 Jun 2017	98,000	98,000	0
GIDEON ODHIAMBO WALTER	21 Jun 2017	1,560,000	1,560,000	0
RABIA MERE SALIM	22 Jun 2017	490,000	490,000	0
NICHOLAS GARAMA MWACHIRU	23 Jun 2017	58,550	58,550	0
CASPER WAMBOGO OMAMBE	27 Jun 2017	30,000	30,000	0
JABU SALIM MOHAMED	27 Jun 2017	52,400	52,400	0
MILKA MAINA SWA	27 Jun 2017	89,150	89,150	0
MWENDE SAMSON	27 Jun 2017	89,150	89,150	0
BETTY MACHIO OUNDO	30 Jun 2017	43,600	43,600	0
HASSAN SAID JABER AWADH	21 Aug 2017	1,800,000	1,800,000	0
ISAAC MENZA SADI	31 Aug 2017	104,000	104,000	0
HUMPHREY NTHIGA NJAGI	4 Sep 2017	30,000	30,000	0
SALIM KIBWANA MWIJUMA	11 Sep 2017	30,000	30,000	0
SALIM KIBWANA MWIJUMA	12 Sep 2017	29,500	29,500	0
SALIM KIBWANA MWIJUMA	13 Sep 2017	35,000	35,000	0

SALIM KIBWANA MWIJUMA	14 Sep 2017	29,970	29,970	0
JOSHUA RUME OTIENO	14 Sep 2017	38,600	38,600	0
SALIM KIBWANA MWIJUMA	15 Sep 2017	30,000	30,000	0
MARY ADHIAMBO OKACH	20 Sep 2017	20,000	20,000	0
JOHNES MWITA MBUGE	3 Oct 2017	370,250	370,250	0
RABIA MERE SALIM	12 Oct 2017	100,000	100,000	0
FATUMA OSMAN AHMED	17 Oct 2017	1,908,000	1,908,000	0
DANIEL MUTENE GRECIANO M'IMUNYA	1 Nov 2017	52,500	52,500	0
JIMMY MANYONGE WALIAULA	6 Nov 2017	38,000	38,000	0
HUMPHREY NTHIGA NJAGI	15 Nov 2017	182,500	182,500	0
TIME HUSSEIN	22 Nov 2017	29,500	29,500	0
CAXTON MBARU KAI	30 Nov 2017	69,600	69,600	0
BETTY MACHIO OUNDO	5 Dec 2017	800,000	800,000	0
HASSAN ATHMAN HASSAN	15 Dec 2017	29,500	29,500	0
JAMES WANJALA WANYONYI	15 Dec 2017	29,500	29,500	0
DAUDI RASHID SHIKELI	22 Dec 2017	23,000	23,000	0
ABDULDAUD JEFWA	22 Dec 2017	29,500	29,500	0
SALIMU MWALIMU MWARANDANI	22 Dec 2017	29,986	29,986	0
JAMAL OMAR AWADH	22 Dec 2017	144,700	144,700	0
SAAD FARAJ AHMED	27 Dec 2017	5,419,806	5,419,806	0
HUMPHREY NTHIGA NJAGI	28 Dec 2017	2,223,200	2,223,200	0
FREDRICK KINYUA PETER	9 Jan 2018	10,000	10,000	0
VITALIS MWASI	9 Jan 2018	18,000	18,000	0
SAID YUMBU TUMBO	22 Jan 2018	29,954	29,954	0
DORBIBI GHALIB ABDALLA	22 Jan 2018	30,000	30,000	0
BAKARI JUMA CHINGABWI	25 Jan 2018	295,200	295,200	0
MAZARINO TATA LUNANI	26 Jan 2018	710,000	710,000	0
JOSEPH WANARUA KAMAU	30 Jan 2018	314,000	314,000	0
FAWZ RASHID ALI	1 Mar 2018	2,191,399	2,191,399	0
MUDATHIR AHMED ABDULKARIM	7 Mar 2018	517,008	517,008	0
RABIA MERE SALIM	7 Mar 2018	854,889	854,889	0
ABDULWAHAB ABDULRAHMAN MBARAK	12 Mar 2018	1,061,518	1,061,518	0
AGNES AKOTH OMOLLO	14 Mar 2018	21,200	21,200	0
IDRIS ABDIRAHMAN	16 Mar 2018	43,600	43,600	0
JEDDYDAH KIOKO	16 Mar 2018	3,400,000	3,400,000	0
HAJJ RAMADHAN MOHAMMAD	19 Mar 2018	788,275	788,275	0

SALIM MOHAMED MOHAMED	21 Mar 2018	710,434	710,434	0
DONALD ONYANGO WAGAKA	23 Mar 2018	500,000	500,000	0
HATIMY, Mr. MOHAMED MOHAMED	23 Mar 2018	1,400,472	1,400,472	0
SULEIMAN SAIDI DOSHO	28 Mar 2018	3,000,000	3,000,000	0
SAAD FARAJ AHMED	11 Apr 2018	770,387	770,387	0
SALMA EBRAHIM JUMA	11 Apr 2018	2,032,974	2,032,974	0
SETH ODONGO	23 Apr 2018	64,400	64,400	0
WEKESA CHRYSANTUS SIMIYU	23 Apr 2018	182,500	182,500	0
JACOB MNJAU KIANGA	25 Apr 2018	47,900	47,900	0
ALLAN OMONDI OWANO	26 Apr 2018	103,000	103,000	0
FREDRICK OTIENO OKEYO	26 Apr 2018	111,900	111,900	0
EMMANUEL CHARO KOMBE	27 Apr 2018	327,000	327,000	0
MOHAMMED RASHID MWANYOHA	30 Apr 2018	77,200	77,200	0
ROBERT JUMA MWAKISAGU	7 May 2018	13,300	13,300	0
MISHI ABDALLA MOHAMED	7 May 2018	16,000	16,000	0
SHADRACK KADZENGA CHANDO	7 May 2018	20,000	20,000	0
ANTHONY CHENGO SADAKA	7 May 2018	27,000	27,000	0
DUNCAN JACOB MAGHANGA	7 May 2018	40,000	40,000	0
IDRIS ABDIRAHMAN	7 May 2018	43,600	43,600	0
SWALEH A MWAMLEVI	7 May 2018	43,600	43,600	0
RABIA MERE SALIM	7 May 2018	66,000	66,000	0
ZAKIA ALI ABDI	7 May 2018	177,660	177,660	0
VIPUL MAHENDRABHAI PATEL	9 May 2018	4,000,000	4,000,000	0
ZAKIA ALI ABDI	14 May 2018	374,000	374,000	0
LYNNE FARRAH	21 May 2018	574,700	574,700	0
KHAMIS JUMA KURICHWA	21 May 2018	1,049,200	1,049,200	0
RAJAB BABU IDI	22 May 2018	967,100	967,100	0
THOMAS MONGARE NZEKA	25 May 2018	24,708	24,708	0
RUTH W. KURIA	28 May 2018	100,000	100,000	0
RUTH W. KURIA	28 May 2018	400,000	400,000	0
HAMISI MUSA MWIDANI	28 May 2018	533,546	533,546	0
ISRAEL GWIYO RUHU	29 May 2018	24,000	24,000	0
SWALEH A MWAMLEVI	30 May 2018	100,000	100,000	0
RICHARD OTIENO ABIERO	30 May 2018	112,450	112,450	0
SULEIMAN R RASHID	30 May 2018	1,350,300	1,350,300	0
RAMADHAN SALIM	31 May 2018	29,580	29,580	0

JUMA HEMED JUMA	4 Jun 2018	30,000	30,000	0
JACOB MNJAU KIANGA	4 Jun 2018	33,500	33,500	0
SETH ODONGO	4 Jun 2018	94,000	94,000	0
AMRIYA BOY JUMA	4 Jun 2018	187,660	187,660	0
GODSON KAINGU KAZUNGU	5 Jun 2018	18,000	18,000	0
RAMLA SAID OMAR	5 Jun 2018	905,870	905,870	0
MOHAMED JUMA HAMISI	7 Jun 2018	103,000	103,000	0
SAAD FARAJ AHMED	13 Jun 2018	810,000	810,000	0
RICHARD MBWELE MWAGOJO	14 Jun 2018	18,400	18,400	0
OMAR ALWY MOHAMED	14 Jun 2018	24,000	24,000	0
MUDATHIR AHMED ABDULKARIM	14 Jun 2018	66,000	66,000	0
HANINGTONE KISINGO KILILO	19 Jun 2018	131,500	131,500	0
ZUBEDA RAMADHAN ALI	21 Jun 2018	364,510	364,510	0
PAUL ODUWO NYANGASI	21 Jun 2018	385,000	385,000	0
ALI OMAR SHARIFF	21 Jun 2018	509,650	509,650	0
CHARLES JUMA KITULA	21 Jun 2018	509,650	509,650	0
DUNDA MTANJE PEPO	22 Jun 2018	27,492	27,492	0
ILHAN A ABASS	22 Jun 2018	1,010,678	1,010,678	0
FRANCIS KATANA KOMBE	22 Jun 2018	1,167,156	1,167,156	0
GEORGE MWAURA WANJIKU	25 Jun 2018	67,480	67,480	0
FAWZ RASHID ALI	27 Jun 2018	600,041	600,041	0
VICTOR OTIENO ABAYO	29 Jun 2018	206,000	206,000	0
ABDULHAKIM AHMED MOHAMED	29 Jun 2018	224,000	224,000	0
MAXWELL R SHOKA	30 Jun 2018	13,000	13,000	0
MOHAMED ATHMAN MOHAMED	30 Jun 2018	14,964	14,964	0
RUKIA JUMA BABU	30 Jun 2018	29,500	29,500	0
ROBERT WANJALA WESONGA	30 Jun 2018	30,000	30,000	0
MITCHELLE MUNIRA MAALI	30 Jun 2018	43,600	43,600	0
MWENDE SAMSON	30 Jun 2018	47,800	47,800	0
THOMAS MONGARE NZEKA	30 Jun 2018	69,000	69,000	0
ABDIRAHIM MOHAMED FARA	30 Jun 2018	77,200	77,200	0
EDWARD D NYALE	30 Jun 2018	77,200	77,200	0
IRENE WANJIRU MURAGURI	30 Jun 2018	93,000	93,000	0
WAZIRI HEZRON KATANA	30 Jun 2018	104,000	104,000	0
RICHARD OTIENO ABIERO	30 Jun 2018	124,000	124,000	0
BEARTICE RUWA	30 Jun 2018	153,000	153,000	0

BABELYNN KALUMU MUKILA	30 Jun 2018	327,800	327,800	0
SHEIKHA MOHAMED SULEIMAN	30 Jun 2018	335,500	335,500	0
HAMISI M MWAGUYA	30 Jun 2018	694,857	694,857	0
ABUBAKAR SALIM BUKHEIT	30 Jun 2018	745,250	745,250	0
BEATRICE GEDRINE HONGO	30 Jun 2018	746,940	746,940	0
DECOSTA NYANDO SHIASHIA	30 Jun 2018	750,400	750,400	0
PATIENCE DZAME KOMBO	30 Jun 2018	900,000	900,000	0
RONALD KHAEMBA MAKOKHA	30 Jun 2018	900,000	900,000	0
IDDI MOHAMED BAKARI	30 Jun 2018	1,000,000	1,000,000	0
JOSEPH WANARUA KAMAU	30 Jun 2018	1,000,000	1,000,000	0
MOHAMED ALI JUMA	30 Jun 2018	1,000,000	1,000,000	0
RODGERS OGIGE OMAMBIA	30 Jun 2018	1,000,000	1,000,000	0
HAZEL JEMUTAI KOITOBA	30 Jun 2018	1,028,000	1,028,000	0
AGNES AKOTH OMOLLO	30 Jun 2018	1,150,000	1,150,000	0
DECOSTA NYANDO SHIASHIA	30 Jun 2018	1,150,000	1,150,000	0
MAUREEN HULDA AKINYI	30 Jun 2018	1,150,000	1,150,000	0
MBELLE PATRICK MWAVULA	30 Jun 2018	1,294,168	1,294,168	0
ZAKIA ALI ABDI	17 Aug 2018	1,084,200		1,084,200
YUSUF ABUBAKAR RASHID	17 Aug 2018	1,119,200		1,119,200
GWARO MOREKA DENNIS	17 Aug 2018	1,193,600		1,193,600
JACOB MNJAU KIANGA	17 Aug 2018	1,268,000		1,268,000
GWARO MOREKA DENNIS	17 Aug 2018	1,319,200		1,319,200
DAUDI RASHID SHIKELI	3 Sep 2018	30,000		30,000
BENARD K CHERUIYOT	6 Sep 2018	669,200		669,200
ELMA MPONDA	19 Sep 2018	300,000		300,000
TAUFIQ MUKHTASIM ABDALLA	21 Sep 2018	415,200		415,200
DANIEL ODHIAMBO OPONDO	24 Sep 2018	701,000		701,000
ROSE AKINYI KENO	26 Sep 2018	168,000		168,000
A ABDULRAHMAN MOHAMED	1 Oct 2018	2,015,600		2,015,600
FAWZ RASHID ALI	1 Oct 2018	2,029,200		2,029,200
LEONARDE BAYA KITHUNGA	2 Oct 2018	2,500,000		2,500,000
JOSEPH BERNARD KITAO	3 Oct 2018	1,638,600		1,638,600
INNOCENT MAINO MUGABE	4 Oct 2018	94,000		94,000
CATHERINE O MATARA	4 Oct 2018	102,000		102,000
KHADIJA ALI MWINYI	4 Oct 2018	372,700		372,700
ANDREW KIPKOECH SUDI	8 Oct 2018	958,000		958,000

LUCY NYAMBURA	8 Oct 2018	1,969,000		1,969,000
KHADIJA SOOD MOHAMED SHIKELY	11 Oct 2018	120,400		120,400
MOHAMED ALI JUMA	11 Oct 2018	175,000		175,000
MUGO, Mr. JOHN GITARI	11 Oct 2018	356,300		356,300
GWARO MOREKA DENNIS	15 Oct 2018	1,144,000		1,144,000
WAIRIMU JOSEPHINE NJOROGE	15 Oct 2018	1,790,600		1,790,600
KITIABI, Mr. BENSON SHOLE	16 Oct 2018	29,580		29,580
ABDALLAH SALIM MWABAMI	17 Oct 2018	500,000		500,000
INNOCENT MAINO MUGABE	18 Oct 2018	760,400		760,400
JIMMY MANYONGE WALIAULA	29 Oct 2018	66,000	62,500	3,500
MWASHIMBA, Mr. MTALAKI	29 Oct 2018	60,400		60,400
ABDULWAHAB ABDULRAHMAN MBARAK	29 Oct 2018	1,754,036		1,754,036
ALICE MWAKE NGELE	29 Oct 2018	2,000,000		2,000,000
VIPUL MAHENDRABHAI PATEL	29 Oct 2018	2,000,000		2,000,000
AHMED, Mrs. FATUMA OSMAN	30 Oct 2018	150,000		150,000
DZUYA, Mr. JOHN BANDA	31 Oct 2018	30,000		30,000
ESTHER MBEYU MUNGA	31 Oct 2018	60,400		60,400
JEMIMAH MAGHANGA	31 Oct 2018	100,000		100,000
RACHEAL WASAI MBOGHO	31 Oct 2018	100,000		100,000
JULIUS MUSULWA	31 Oct 2018	197,750		197,750
OKANG'A, Mr. ONYANGO MICHAEL	31 Oct 2018	239,300		239,300
KIANGA, Mr. JACOB MNJAU	31 Oct 2018	1,548,000		1,548,000
HUSSEIN, Mr. ABDULRAHMAN ADNAN	1 Nov 2018	285,000		285,000
SIKO, Mr. HESBON OKEYO	1 Nov 2018	2,250,000		2,250,000
RICHARD CHACHA	5 Nov 2018	200,000		200,000
INNOCENT MAINO MUGABE	9 Nov 2018	1,154,036		1,154,036
MOHAMED SWALEH AWADH BATES	16 Nov 2018	293,800		293,800
ALICE MWAKE NGELE	16 Nov 2018	500,000		500,000
ABDULWAHAB ABDULRAHMAN MBARAK	16 Nov 2018	1,515,000		1,515,000
ABDULWAHAB ABDULRAHMAN MBARAK	16 Nov 2018	2,029,200		2,029,200
OBUYA, Mrs. PAMELA AKINYI	16 Nov 2018	2,907,600		2,907,600
ABDULRAHMAN ATHMAN	19 Nov 2018	30,000	29,999	1
MUDHARI ABU MUDHARI	19 Nov 2018	12,760		12,760
SHIKELI, Mr. DAUDI RASHID	19 Nov 2018	30,000		30,000
SWABRINA YUSUF	19 Nov 2018	36,500		36,500
AWADH, Mr. JAMAL OMAR	19 Nov 2018	60,400		60,400

MTALAKI MWASHIMBA	19 Nov 2018	60,400	**60,400**
BAKARI HAMISI MWADUDU	19 Nov 2018	357,000	**357,000**
MARY ADHIAMBO OKACH	21 Nov 2018	50,000	**50,000**
EMMANUEL CHARO KOMBE	21 Nov 2018	77,200	**77,200**
VERONICA GITONGA	21 Nov 2018	100,000	**100,000**
PAMELA AKINYI OBUYA	21 Nov 2018	1,200,000	**1,200,000**
CAXTON MBARU KAI	21 Nov 2018	1,590,000	**1,590,000**
SAAD FARAJ AHMED	22 Nov 2018	919,000	**919,000**
KHAMIS JUMA KURICHWA	23 Nov 2018	2,445,600	**2,445,600**
MUDATHIR AHMED ABDULKARIM	26 Nov 2018	574,100	**574,100**
LEILA AMO MURUNGA	3 Dec 2018	474,000	**474,000**
KHADIJA SOOD MOHAMED SHIKELY	3 Dec 2018	475,000	**475,000**
IDRIS ABDIRAHMAN	11 Dec 2018	60,400	**60,400**
MWALIMU MOHAMED	11 Dec 2018	100,000	**100,000**
SALIM KINGI MWAKITETE	11 Dec 2018	100,000	**100,000**
MARTIN ONYANGO ACHAR	11 Dec 2018	1,767,500	**1,767,500**
GODSON KAINGU KAZUNGU	14 Dec 2018	27,500	**27,500**
PAMELA AKINYI OBUYA	14 Dec 2018	81,600	**81,600**
HAMZA ATHMAN	20 Dec 2018	2,000,000	**2,000,000**
HUMPHREY NTHIGA NJAGI	20 Dec 2018	2,608,800	**2,608,800**
SWABRINA YUSUF	21 Dec 2018	176,800	**176,800**
SETH ODONGO	24 Dec 2018	94,000	**94,000**
OMAR SAID JUMAAN	23 Jan 2019	562,600	**562,600**
JOSEPH BERNARD KITAO	23 Jan 2019	645,000	**645,000**
ANTONY MUTUA MUSAU	25 Jan 2019	150,000	**150,000**
MWENDA MIRITI ANTHONY	25 Jan 2019	514,800	**514,800**
ABDALLAH NURI JEZA	25 Jan 2019	1,230,000	**1,230,000**
HAMISI M MWAGUYA	29 Jan 2019	405,164	**405,164**
BABELYNN KALUMU MUKILA	4 Feb 2019	209,600	**209,600**
ZAKIA ALI ABDI	4 Feb 2019	2,140,543	**2,140,543**
SEIF MWANGI KAMAU	25 Feb 2019	83,600	**83,600**
BABELYNN KALUMU MUKILA	4 Mar 2019	54,100	**54,100**
THEOPHIL KIPOMA	4 Mar 2019	311,400	**311,400**
MOHAMED SWALEH AWADH BATES	4 Mar 2019	357,500	**357,500**
KHADIJA SOOD MOHAMED SHIKELY	4 Mar 2019	576,200	**576,200**
KHADIJA SOOD MOHAMED SHIKELY	4 Mar 2019	576,200	**576,200**

OMAR KAHMIS MWINYIKAI	4 Mar 2019	719,800		719,800
FATMA ABDULRAHMAN MOHAMED	4 Mar 2019	1,724,300		1,724,300
CAREN JEBET SERTOI	8 Mar 2019	52,525		52,525
RICHARD OTIENO ABIERO	11 Mar 2019	265,200		265,200
ADIL AHMED SALIM	11 Mar 2019	500,000		500,000
MOHAMED HADI	13 Mar 2019	323,600		323,600
EUTYCHUS YAWA LEWA	21 Mar 2019	52,525		52,525
SIMON CHEGE MBARO	22 Mar 2019	54,800		54,800
KHADIJA ABDALLA YUSUF	26 Mar 2019	3,089,800	214,000	2,875,800
HUSSEIN ABDALLA MOHAMED	1 Apr 2019	30,000		30,000
ABDULRAHMAN ADNAN HUSSEIN	1 Apr 2019	1,320,750		1,320,750
RONALD KHAEMBA MAKOKHA	1 Apr 2019	1,968,000		1,968,000
PAUL ODUWO NYANGASI	11 Apr 2019	434,300		434,300
RICHARD OTIENO ABIERO	12 Apr 2019	366,400		366,400
MARY MERE MWAGANDI	12 Apr 2019	1,342,000		1,342,000
ABDULWAHAB ABDULRAHMAN MBARAK	17 Apr 2019	1,599,000		1,599,000
FAITH WANGUI WAKABA	18 Apr 2019	646,300		646,300
HESBON OKEYO SIKO	18 Apr 2019	1,332,500		1,332,500
BEARTICE RUWA	23 Apr 2019	604,000		604,000
JACOB ODHIAMBO ONYANGO	24 Apr 2019	88,400		88,400
THOMAS MONGARE NZEKA	24 Apr 2019	100,040		100,040
DAVID M LUHAMBI	25 Apr 2019	102,850		102,850
BARBARA ALIVIZA AARON	25 Apr 2019	758,230		758,230
ADIL AHMED SALIM	25 Apr 2019	1,418,500		1,418,500
PAUL ODUWO NYANGASI	26 Apr 2019	195,000		195,000
MARTIN ONYANGO ACHAR	26 Apr 2019	206,000		206,000
MBELLE PATRICK MWAVULA	7 May 2019	236,000		236,000
FREEMAN KONDO GEORGE	10 May 2019	300,000		300,000
AHMED KHAMIS SALIM KHAMIS	13 May 2019	130,800		130,800
DAUDI RASHID SHIKELI	14 May 2019	30,000		30,000
MUDATHIR AHMED ABDULKARIM	14 May 2019	560,454		560,454
HAMISI M MWAGUYA	15 May 2019	422,851		422,851
ESTHER INGOLO	24 May 2019	177,000		177,000
HAZEL JEMUTAI KOITOBA	28 May 2019	169,100		169,100
MARWA ABDALLA	4 Jun 2019	631,683		631,683
MUNIRA HAMISI	6 Jun 2019	1,095,390		1,095,390

FARIDA ABDULLA MZEE	10 Jun 2019	1,625,000	**1,625,000**
JOSEPH BERNARD KITAO	10 Jun 2019	1,680,000	**1,680,000**
FREEMAN KONDO GEORGE	10 Jun 2019	1,845,000	**1,845,000**
JEIZAN FARUK	11 Jun 2019	379,689	**379,689**
GIDEON MUSYOKA JOHN	11 Jun 2019	462,000	**462,000**
PATIENCE DZAME KOMBO	11 Jun 2019	537,500	**537,500**
FARIDI MBWANA SHAFI	12 Jun 2019	200,000	**200,000**
MTANA TENDAI LEWA	27 Jun 2019	397,800	**397,800**
MARWA ABDALLA	27 Jun 2019	425,220	**425,220**
BARTHLOMEW CHAKURI MWANYUNGU	27 Jun 2019	1,222,000	**1,222,000**
NASORO BAKARI MWAMAOVU	27 Jun 2019	1,845,000	**1,845,000**
KILILO, Mr. HANINGTONE KISINGO	30 Jun 2019	15,000	**15,000**
KENETH ADEMBESA ASAMBA	30 Jun 2019	21,808	**21,808**
PHILIP OSHEMO MANWA	30 Jun 2019	22,600	**22,600**
PAMELA AKINYI OBUYA	30 Jun 2019	24,846	**24,846**
JUMA HEMED JUMA	30 Jun 2019	27,492	**27,492**
SAMMY NDEJE MTORO	30 Jun 2019	29,500	**29,500**
RICHARD CHACHA	30 Jun 2019	30,300	**30,300**
ONESMUS POLA MBOGO	30 Jun 2019	40,600	**40,600**
SULEIMAN MOHAMED ABDALLA	30 Jun 2019	41,500	**41,500**
ANISA SALIM WANGOI	30 Jun 2019	43,600	**43,600**
MAIMUNA MZEE KHAMIS	30 Jun 2019	50,000	**50,000**
DAMARIS NDEGI NYAGA	30 Jun 2019	50,500	**50,500**
IDDI MOHAMED BAKARI	30 Jun 2019	60,100	**60,100**
JOSEPH WANARUA KAMAU	30 Jun 2019	64,000	**64,000**
REHEMA ABDULAZIZ SHABAN	30 Jun 2019	66,000	**66,000**
FREEMAN KONDO GEORGE	30 Jun 2019	84,600	**84,600**
BILLCLINTON MIDWA	30 Jun 2019	117,800	**117,800**
SETH ODONGO	30 Jun 2019	144,400	**144,400**
ALI ABDILLAHI MBARUK	30 Jun 2019	222,480	**222,480**
JUSTINA KAVUU MWIKYA	30 Jun 2019	245,200	**245,200**
MWALIMU HAMAD MGWISHO	30 Jun 2019	256,102	**256,102**
GEORGE MWAURA WANJIKU	30 Jun 2019	564,000	**564,000**
SWABRA AHMED	30 Jun 2019	620,925	**620,925**
GEORGE MWAURA WANJIKU	30 Jun 2019	636,000	**636,000**
HAMISI M MWAGUYA	30 Jun 2019	854,730	**854,730**

MTANA TENDAI LEWA	30 Jun 2019	854,730		854,730
REHEMA BAKARI ALI	30 Jun 2019	977,000		977,000
SIMON CHEGE MBARO	30 Jun 2019	1,200,000		1,200,000
NAJMA CHEALANGAT KEYA	30 Jun 2019	1,444,230		1,444,230
DAINESI NAWARI MARTIN	30 Jun 2019	1,500,000		1,500,000
ISAAC ANGOTE ONGUKU	30 Jun 2019	1,584,675		1,584,675
GODFFREY N NATO	30 Jun 2019	1,799,000		1,799,000
BARBARA ALIVIZA AARON	30 Jun 2019	1,809,600		1,809,600
ILHAN A ABASS	30 Jun 2019	1,906,450		1,906,450
		319,942,289	201,582,944	118,359,345

ANNEX 3 – ANALYSIS OF PENDING ACCOUNTS PAYABLE

TRADING PARTNER	OPERAING UNIT	ORIGINAL AMOUNT	DATE	PAID/W-OFF	FY2018-2019	FY2017-2018
Construction of buildings						
BELBIZ COMPANY LIMITED - LPHDEVJAN181 /	County Planning, Land and Housing	531,880	11-Jan-18	531,880	0	531,880
THARARA CONSTRUCTION COMPANY - LPHDEVJUN183 /	County Planning, Land and Housing	301,275	04-Jun-18	301,275	0	301,275
ESSBEE SUPPLIERS LIMITED - LPHDEVJUN1855 /	County Planning, Land and Housing	365,000	21-Jun-18	365,000	0	365,000
BELBIZ LTD	County Planning, Land and Housing	4,352,246	30-Jun-19		4,352,246	
KULTU SUPPLIES LTD	County Planning, Land and Housing	3,245,900	30-Jun-19		3,245,900	
THARARA CONSTRUCTION COMPANY LTD	County Planning, Land and Housing	2,465,261	30-Jun-19		2,465,261	
DEBROSO CONSTRUCTION COMPANY LIMITED	Education	2,257,839	08-Dec-16	2,257,839	0	2,257,839
TERSA TRADING ENTERPRISES	Education	1,200,000	24-Mar-17	1,200,000	0	1,200,000

abnoda construction co. ltd - EDUDEVOCT173 /	Education	148,763	11-Oct-17	148,763	0	148,763
COMMISSIONER OF INCOME TAX	Education	44,629	11-Oct-17	44,629	0	44,629
COMMISSIONER OF VAT	Education	76,947	11-Oct-17	76,947	0	76,947
TERSA TRADING ENTERPRISES - EDUDEVOCT17H /	Education	120,000	11-Oct-17	120,000	0	120,000
TAWFIQ MOHAMED SALIM AND COMPANY LIMITED - EDUDEVOCT1715 /	Education	380,000	19-Oct-17	380,000	0	380,000
TAWFIQ MOHAMED SALIM AND COMPANY LIMITED - EDUDEVJAN181 /	Education	228,148	10-Jan-18	228,148	0	228,148
COMMISSIONER OF INCOME TAX	Education	36,000	29-Jun-18	36,000	0	36,000
ABNODA CONSTRUCTION COMPANY	Education	1,217,295	30-Jun-19		1,217,295	
ADASIYA CONSTRUCTION & SUPPLY	Education	1,400,000	30-Jun-19		1,400,000	
ADASIYA CONSTRUCTION & SUPPLY	Education	1,316,000	30-Jun-19		1,316,000	
DANTAX ENTERPRISES LTD	Education	4,856,356	30-Jun-19		4,856,356	
TAWFIQ MOHAMED AND COMPANY LTD	Education	3,109,448	30-Jun-19		3,109,448	
TAWFIQ MOHAMED AND COMPANY LTD	Education	1,866,883	30-Jun-19		1,866,883	
COLGER INVESTMENTS LIMITED - FINDEVOCT1720 /	Finance and Economic Planning	282,500	03-Oct-17	282,500	0	282,500
KAMACHI AGENCIES - FINDEVOCT1731 /	Finance and Economic Planning	685,070	16-Oct-17	685,070	0	685,070
COMMISSIONER OF VAT	Finance and Economic Planning	670,966	19-Oct-17	670,966	0	670,966
COMMISSIONER OF VAT	Finance and Economic Planning	487,346	19-Oct-17	487,346	0	487,346
COMMISSIONER OF VAT	Finance and Economic Planning	532,911	24-Oct-17	532,911	0	532,911
COMMISSIONER OF VAT	Finance and Economic Planning	206,431	14-Dec-17	206,431	0	206,431
COMMISSIONER OF VAT	Finance and Economic Planning	34,761	08-Jun-18	34,761	0	34,761
ESSBEE SUPPLIERS LIMITED	Finance and Economic Planning	365,000	04-Mar-19	365,000	0	365,000
MUAMKO INVESTMENT	Finance and Economic Planning	3,169,014	30-Jun-19		3,169,014	
M-CRAFT BUILDERS LTD - HLTDEVSEPT171 /	Health	218,754	25-Sep-17	218,754	0	218,754
COMMISSIONER OF INCOME TAX	Health	360,188	26-Jan-18	360,188	0	360,188
COMMISSIONER OF VAT	Health	621,014	26-Jan-18	621,014	0	621,014
shree haree builders - HLTDEVJAN183 /	Health	1,200,626	23-Apr-18	1,200,626	0	1,200,626
COLGER INVESTMENTS LIMITED - HLTDEVJUN181 /	Health	185,460	08-Jun-18	185,460	0	185,460

COMMISSIONER OF INCOME TAX	The Executive	89,250	12-Oct-17	89,250	0	89,250
COMMISSIONER OF INCOME TAX	The Executive	88,750	12-Oct-17	88,750	0	88,750
COMMISSIONER OF VAT	The Executive	92,328	12-Oct-17	92,328	0	92,328
COMMISSIONER OF VAT	The Executive	91,810	12-Oct-17	91,810	0	91,810
PARIBAS INTERNATIONAL (K)LTD - TRDDEVJUN181 /	Trade, Energy and Industrial Development	275,154	08-Jun-18	275,154	0	275,154
GOLGER INVESTMENT	Trade, Energy and Industrial Development	2,334,522	30-Jun-19		2,334,522	
AL TURABI COMPANY LIMITED	Transport and Infrastructure	2,896,480	19-May-17	2,896,480	0	2,896,480
AL-KHALIQ ENTERPRISES LTD - TRNSDEVOCT179 /	Transport and Infrastructure	207,528	31-Oct-17	207,528	0	207,528
COMMISSIONER OF VAT	Transport and Infrastructure	492,663	19-Mar-18	492,663	0	492,663
COMMISSIONER OF VAT	Transport and Infrastructure	102,259	23-May-18	102,259	0	102,259
COMMISSIONER OF VAT	Transport and Infrastructure	614,124	31-May-18	614,124	0	614,124
AL-KHALIQ ENTERPRISES LTD - TRNSDEVJUN1812 /	Transport and Infrastructure	388,150	05-Jun-18	388,150	0	388,150
COMMISSIONER OF VAT	Transport and Infrastructure	187,624	21-Jun-18	187,624	0	187,624
COMMISSIONER OF VAT	Transport and Infrastructure	809,431	29-Jun-18	809,431	0	809,431
COMMISSIONER OF VAT	Transport and Infrastructure	751,446	30-Jun-18	751,446	0	751,446
COMMISSIONER OF VAT	Transport and Infrastructure	99,310	01-Aug-18	99,310	0	99,310
HIBA CONSTRUCTION	Transport, Infrastructure and Public Works	1,472,897	30-Jun-19		1,472,897	
MWAKWAME INVESTNENTS	Transport, Infrastructure and Public Works	3,627,000	30-Jun-19		3,627,000	
MWAKWAME INVESTNENTS	Transport, Infrastructure and Public Works	2,517,100	30-Jun-19		2,517,100	
COMMISSIONER OF VAT	Youth, Gender and Sports	99,310	29-Jun-18	99,310	0	99,310
		55,777,047		**18,827,125**	**36,949,922**	**18,827,125**

Construction of Civil works

MAJESTY CONSTRUCTION COMPANY LIMITED	Agriculture, Fisheries, Livestock and Co-Operatives	3,248,000	24-Jun-19		3,248,000	
MAJESTY CONSTRUCTION COMPANY LIMITED	Agriculture, Fisheries, Livestock and Co-Operatives	3,119,219	24-Jun-19		3,119,219	

VIGELLO AND GELLO LIMITED	Agriculture, Fisheries, Livestock and Co-Operatives	732,710	28-Jun-19		732,710	
COMMISSIONER OF VAT	Agriculture, Livestock and Fisheries	18,327	16-Mar-18	18,327	0	18,327
COMMISSIONER OF VAT	Agriculture, Livestock and Fisheries	4,323	16-Mar-18	4,323	0	4,323
COMMISSIONER OF VAT	Agriculture, Livestock and Fisheries	68,286	11-Jun-18	68,286	0	68,286
COMMISSIONER OF VAT	Agriculture, Livestock and Fisheries	205,400	20-Jun-18	205,400	0	205,400
COMMISSIONER OF VAT	Agriculture, Livestock and Fisheries	68,276	29-Jun-18	68,276	0	68,276
COMMISSIONER OF VAT	Agriculture, Livestock and Fisheries	1,037,981	30-Jun-18	1,037,981	0	1,037,981
COMMISSIONER OF VAT	Agriculture, Livestock and Fisheries	1,037,981	30-Jun-18	1,037,981	0	1,037,981
COMMISSIONER OF INCOME TAX	Agriculture, Livestock and Fisheries	116,642	01-Aug-18	116,642	0	116,642
COMMISSIONER OF VAT	County Planning, Land and Housing	275,110	11-Jan-18	275,110	0	275,110
COMMISSIONER OF VAT	County Planning, Land and Housing	77,111	17-May-18	77,111	0	77,111
COMMISSIONER OF INCOME TAX	County Planning, Land and Housing	305,003	04-Jun-18	305,003	0	305,003
COMMISSIONER OF INCOME TAX	County Planning, Land and Housing	297,540	04-Jun-18	297,540	0	297,540
COMMISSIONER OF INCOME TAX	County Planning, Land and Housing	290,075	04-Jun-18	290,075	0	290,075
COMMISSIONER OF VAT	County Planning, Land and Housing	197,421	05-Jun-18	197,421	0	197,421
COMMISSIONER OF VAT	County Planning, Land and Housing	192,763	05-Jun-18	192,763	0	192,763
COMMISSIONER OF VAT	County Planning, Land and Housing	206,378	08-Jun-18	206,378	0	206,378
Al-raqii East Africa Limited	County Planning, Land and Housing	3,910,000	26-Jun-19		3,910,000	
Al-raqii East Africa Limited	County Planning, Land and Housing	1,871,880	26-Jun-19		1,871,880	
COMMISSIONER OF VAT	Devolution and Public Service Administration	74,922	07-Mar-18	74,922	0	74,922
COMMISSIONER OF VAT	Devolution and Public Service Administration	91,526	23-Mar-18	91,526	0	91,526
COMMISSIONER OF VAT	Devolution and Public Service Administration	77,948	23-Mar-18	77,948	0	77,948
COMMISSIONER OF VAT	Devolution and Public Service Administration	67,707	23-Mar-18	67,707	0	67,707
COMMISSIONER OF VAT	Devolution and Public Service Administration	54,259	23-Mar-18	54,259	0	54,259
COMMISSIONER OF VAT	Devolution and Public Service Administration	73,022	30-Jun-18	73,022	0	73,022
COMMISSIONER OF VAT	Devolution and Public Service Administration	29,664	30-Jun-18	29,664	0	29,664

COMMISSIONER OF VAT	Devolution and Public Service Administration	74,922	01-Aug-18	74,922	0	74,922
COMMISSIONER OF VAT	Devolution and Public Service Administration	74,922	01-Aug-18	74,922	0	74,922
COMMISSIONER OF VAT	Devolution and Public Service Administration	74,922	01-Aug-18	74,922	0	74,922
COMMISSIONER OF VAT	Devolution and Public Service Administration	74,922	01-Aug-18	74,922	0	74,922
COMMISSIONER OF VAT	Devolution and Public Service Administration	74,922	01-Aug-18	74,922	0	74,922
COMMISSIONER OF VAT	Devolution and Public Service Administration	74,922	01-Aug-18	74,922	0	74,922
COMMISSIONER OF VAT	Devolution and Public Service Administration	74,922	01-Aug-18	74,922	0	74,922
COMMISSIONER OF VAT	Education	105,415	10-Oct-17	105,415	0	105,415
COMMISSIONER OF INCOME TAX	Education	114,000	19-Oct-17	114,000	0	114,000
COMMISSIONER OF VAT	Education	196,552	19-Oct-17	196,552	0	196,552
COMMISSIONER OF INCOME TAX	Education	85,115	06-Nov-17	85,115	0	85,115
COMMISSIONER OF VAT	Education	101,405	01-Dec-17	101,405	0	101,405
COMMISSIONER OF INCOME TAX	Education	178,046	19-Dec-17	178,046	0	178,046
COMMISSIONER OF VAT	Education	306,976	19-Dec-17	306,976	0	306,976
DANTAX ENTERPRISES - EDUDEVDEC172 /	Education	593,486	19-Dec-17	593,486	0	593,486
COMMISSIONER OF INCOME TAX	Education	172,691	29-Jan-18	172,691	0	172,691
COMMISSIONER OF VAT	Education	103,155	29-Jan-18	103,155	0	103,155
COMMISSIONER OF INCOME TAX	Education	98,750	12-Apr-18	98,750	0	98,750
Kipevu Construction Company Limited	Education	2,000,000	04-Jun-18	2,000,000	0	2,000,000
COMMISSIONER OF INCOME TAX	Education	21,000	14-Jun-18	21,000	0	21,000
COMMISSIONER OF VAT	Education	50,570	21-Jun-18	50,570	0	50,570
DANTAX ENTERPRISES - EDUDEVJUN183 /	Education	97,768	21-Jun-18	97,768	0	97,768
COMMISSIONER OF VAT	Education	100,603	30-Jun-18	100,603	0	100,603
COMMISSIONER OF VAT	Education	37,241	30-Jun-18	37,241	0	37,241
Doenath Limited	Energy,Environment and Waste Management	8,060,690	24-Jun-19		8,060,690	
JAMES MRIRA HANJARI	Finance and Economic Planning	64,600	29-Sep-16	64,600	0	64,600

AMMO INVESTMENTCOMPANY - FINAUG1719 /	Finance and Economic Planning	111,015	14-Aug-17	111,015	0	111,015
COMMISSIONER OF VAT	Finance and Economic Planning	61,602	14-Aug-17	61,602	0	61,602
COMMISSIONER OF VAT	Finance and Economic Planning	59,957	14-Aug-17	59,957	0	59,957
DAECO CONSTRUCTION LIMITED - FINAUG1713 /	Finance and Economic Planning	115,917	14-Aug-17	115,917	0	115,917
greatcom agencies - FINAUG178 /	Finance and Economic Planning	119,097	14-Aug-17	119,097	0	119,097
REJOMAX HOLDINGS LIMITED - FINAUG1716 /	Finance and Economic Planning	119,740	14-Aug-17	119,740	0	119,740
COMMISSIONER OF VAT	Finance and Economic Planning	540,829	15-Aug-17	540,829	0	540,829
COMMISSIONER OF VAT	Finance and Economic Planning	513,334	15-Aug-17	513,334	0	513,334
EINS CONSTRUCTION AND SUPPLIES LIMITED - FINDEVAUG174 /	Finance and Economic Planning	1,045,602	15-Aug-17	1,045,602	0	1,045,602
MUWAKI ENTERPRISES - FINDEVAUG171 /	Finance and Economic Planning	977,352	15-Aug-17	977,352	0	977,352
SEAPORT OPERATIONS - FINDEVAUG176 /	Finance and Economic Planning	926,065	15-Aug-17	926,065	0	926,065
TAWFIQ MOHAMED SALIM AND COMPANY LIMITED - FINDEVAUG172 /	Finance and Economic Planning	992,445	15-Aug-17	992,445	0	992,445
COMMISSIONER OF VAT	Finance and Economic Planning	514,265	31-Aug-17	514,265	0	514,265
jamalulayl suppliers and construction limited - FINDEVAUG173 /	Finance and Economic Planning	994,245	31-Aug-17	994,245	0	994,245
COMMISSIONER OF VAT	Finance and Economic Planning	523,172	14-Sep-17	523,172	0	523,172
greatcom agencies - FINSEP1715 /	Finance and Economic Planning	1,011,465	14-Sep-17	1,011,465	0	1,011,465
REJOMAX HOLDINGS LIMITED - FINSEP1716 /	Finance and Economic Planning	1,045,602	14-Sep-17	1,045,602	0	1,045,602
COMMISSIONER OF VAT	Finance and Economic Planning	107,586	29-Sep-17	107,586	0	107,586
COMMISSIONER OF INCOME TAX	Finance and Economic Planning	84,750	03-Oct-17	84,750	0	84,750
COMMISSIONER OF INCOME TAX	Finance and Economic Planning	10,568	03-Oct-17	10,568	0	10,568
COMMISSIONER OF VAT	Finance and Economic Planning	146,121	03-Oct-17	146,121	0	146,121
COMMISSIONER OF INCOME TAX	Finance and Economic Planning	653,908	11-Oct-17	653,908	0	653,908
COMMISSIONER OF INCOME TAX	Finance and Economic Planning	263,774	11-Oct-17	263,774	0	263,774
COMMISSIONER OF INCOME TAX	Finance and Economic Planning	183,350	11-Oct-17	183,350	0	183,350
COMMISSIONER OF VAT	Finance and Economic Planning	429,268	11-Oct-17	429,268	0	429,268
COMMISSIONER OF VAT	Finance and Economic Planning	316,120	11-Oct-17	316,120	0	316,120
FUSAM INVESTMENTS LIMITED - FINDEVOCT1721 /	Finance and Economic Planning	611,165	11-Oct-17	611,165	0	611,165

FUSAM INVESTMENTS LIMITED - FINDEVOCT1722 /	Finance and Economic Planning	829,918	11-Oct-17	829,918	0	829,918
Huduma Poa Suppliers Limited - FINDEVOCT1723 /	Finance and Economic Planning	2,179,694	11-Oct-17	2,179,694	0	2,179,694
Huduma Poa Suppliers Limited - FINDEVOCT1724 /	Finance and Economic Planning	879,246	11-Oct-17	879,246	0	879,246
COMMISSIONER OF INCOME TAX	Finance and Economic Planning	282,788	13-Oct-17	282,788	0	282,788
COMMISSIONER OF INCOME TAX	Finance and Economic Planning	175,946	13-Oct-17	175,946	0	175,946
COMMISSIONER OF VAT	Finance and Economic Planning	487,565	13-Oct-17	487,565	0	487,565
COMMISSIONER OF VAT	Finance and Economic Planning	303,354	13-Oct-17	303,354	0	303,354
HAMPSTEAD INVESTMENT LIMITED - FINDEVOCT1727 /	Finance and Economic Planning	586,485	13-Oct-17	586,485	0	586,485
MAJESTY CONSTRUCTION COMPANY LIMITED - FINDEVOCT1726 /	Finance and Economic Planning	942,626	13-Oct-17	942,626	0	942,626
COMMISSIONER OF INCOME TAX	Finance and Economic Planning	376,795	17-Oct-17	376,795	0	376,795
COMMISSIONER OF VAT	Finance and Economic Planning	649,647	17-Oct-17	649,647	0	649,647
COMMISSIONER OF INCOME TAX	Finance and Economic Planning	415,165	19-Oct-17	415,165	0	415,165
COMMISSIONER OF INCOME TAX	Finance and Economic Planning	389,160	19-Oct-17	389,160	0	389,160
COMMISSIONER OF INCOME TAX	Finance and Economic Planning	318,071	19-Oct-17	318,071	0	318,071
COMMISSIONER OF INCOME TAX	Finance and Economic Planning	304,609	19-Oct-17	304,609	0	304,609
COMMISSIONER OF INCOME TAX	Finance and Economic Planning	301,372	19-Oct-17	301,372	0	301,372
COMMISSIONER OF INCOME TAX	Finance and Economic Planning	282,661	19-Oct-17	282,661	0	282,661
COMMISSIONER OF INCOME TAX	Finance and Economic Planning	277,969	19-Oct-17	277,969	0	277,969
COMMISSIONER OF INCOME TAX	Finance and Economic Planning	250,171	19-Oct-17	250,171	0	250,171
COMMISSIONER OF VAT	Finance and Economic Planning	715,802	19-Oct-17	715,802	0	715,802
COMMISSIONER OF VAT	Finance and Economic Planning	548,399	19-Oct-17	548,399	0	548,399
COMMISSIONER OF VAT	Finance and Economic Planning	525,188	19-Oct-17	525,188	0	525,188
COMMISSIONER OF VAT	Finance and Economic Planning	519,608	19-Oct-17	519,608	0	519,608
COMMISSIONER OF VAT	Finance and Economic Planning	479,257	19-Oct-17	479,257	0	479,257
COMMISSIONER OF VAT	Finance and Economic Planning	431,329	19-Oct-17	431,329	0	431,329
COMMISSIONER OF VAT	Finance and Economic Planning	377,586	19-Oct-17	377,586	0	377,586
GRAZHEIM COMPANY LIMITED - FINOCT17117 /	Finance and Economic Planning	871,627	19-Oct-17	871,627	0	871,627

jamalulayl suppliers and construction limited - FINDEVOCT1756 /	Finance and Economic Planning	926,564	19-Oct-17	926,564	0	926,564
jamalulayl suppliers and construction limited - FINDEVOCT1757 /	Finance and Economic Planning	833,903	19-Oct-17	833,903	0	833,903
Mkawunganga And Sons Limited - FINOCT17118 /	Finance and Economic Planning	977,352	19-Oct-17	977,352	0	977,352
REJOMAX HOLDINGS LIMITED - FINDEVOCT1751 /	Finance and Economic Planning	1,004,575	19-Oct-17	1,004,575	0	1,004,575
SPINDLE KENYA LIMITED - FINDEVOCT1755 /	Finance and Economic Planning	942,203	19-Oct-17	942,203	0	942,203
TAWFIQ MOHAMED SALIM AND COMPANY LIMITED - FINDEVOCT1753 /	Finance and Economic Planning	1,015,364	19-Oct-17	1,015,364	0	1,015,364
COMMISSIONER OF INCOME TAX	Finance and Economic Planning	293,207	23-Oct-17	293,207	0	293,207
COMMISSIONER OF VAT	Finance and Economic Planning	505,529	23-Oct-17	505,529	0	505,529
jamalulayl suppliers and construction limited - FINDEVOCT17127 /	Finance and Economic Planning	977,355	23-Oct-17	977,355	0	977,355
COMMISSIONER OF INCOME TAX	Finance and Economic Planning	311,384	24-Oct-17	311,384	0	311,384
COMMISSIONER OF INCOME TAX	Finance and Economic Planning	309,088	24-Oct-17	309,088	0	309,088
COMMISSIONER OF INCOME TAX	Finance and Economic Planning	306,361	24-Oct-17	306,361	0	306,361
COMMISSIONER OF INCOME TAX	Finance and Economic Planning	295,579	24-Oct-17	295,579	0	295,579
COMMISSIONER OF INCOME TAX	Finance and Economic Planning	291,610	24-Oct-17	291,610	0	291,610
COMMISSIONER OF INCOME TAX	Finance and Economic Planning	260,209	24-Oct-17	260,209	0	260,209
COMMISSIONER OF INCOME TAX	Finance and Economic Planning	242,921	24-Oct-17	242,921	0	242,921
COMMISSIONER OF VAT	Finance and Economic Planning	536,869	24-Oct-17	536,869	0	536,869
COMMISSIONER OF VAT	Finance and Economic Planning	528,209	24-Oct-17	528,209	0	528,209
COMMISSIONER OF VAT	Finance and Economic Planning	509,620	24-Oct-17	509,620	0	509,620
COMMISSIONER OF VAT	Finance and Economic Planning	502,777	24-Oct-17	502,777	0	502,777
COMMISSIONER OF VAT	Finance and Economic Planning	448,637	24-Oct-17	448,637	0	448,637
COMMISSIONER OF VAT	Finance and Economic Planning	418,829	24-Oct-17	418,829	0	418,829
EINS CONSTRUCTION AND SUPPLIES LIMITED - FINDEVOCT17130 /	Finance and Economic Planning	867,364	24-Oct-17	867,364	0	867,364
GRAZHEIM COMPANY LIMITED - FINDEVOCT17131 /	Finance and Economic Planning	809,737	24-Oct-17	809,737	0	809,737
MUWAKI ENTERPRISES LIMITED - FINDEVOCT17136 /	Finance and Economic Planning	1,021,204	24-Oct-17	1,021,204	0	1,021,204
PEMACA ENTERPRISES - FINDEVOCT17134 /	Finance and Economic Planning	972,035	24-Oct-17	972,035	0	972,035
REJOMAX HOLDINGS LIMITED - FINDEVOCT17135 /	Finance and Economic Planning	1,037,948	24-Oct-17	1,037,948	0	1,037,948

RIBU SERVICES KENYA - FINDEVOCT17128 /	Finance and Economic Planning	985,265	24-Oct-17	985,265	0	985,265
SUPERSERV LIMITED - FINDEVOCT17129 /	Finance and Economic Planning	1,030,295	24-Oct-17	1,030,295	0	1,030,295
COMMISSIONER OF INCOME TAX	Finance and Economic Planning	357,085	30-Oct-17	357,085	0	357,085
COMMISSIONER OF INCOME TAX	Finance and Economic Planning	148,560	30-Oct-17	148,560	0	148,560
COMMISSIONER OF VAT	Finance and Economic Planning	615,664	30-Oct-17	615,664	0	615,664
COMMISSIONER OF VAT	Finance and Economic Planning	256,138	30-Oct-17	256,138	0	256,138
DOUBLE GRACE SYSTEM - FINDEVOCT17140 /	Finance and Economic Planning	495,199	30-Oct-17	495,199	0	495,199
COMMISSIONER OF INCOME TAX	Finance and Economic Planning	378,800	31-Oct-17	378,800	0	378,800
COMMISSIONER OF INCOME TAX	Finance and Economic Planning	285,043	31-Oct-17	285,043	0	285,043
COMMISSIONER OF VAT	Finance and Economic Planning	653,103	31-Oct-17	653,103	0	653,103
COMMISSIONER OF VAT	Finance and Economic Planning	491,454	31-Oct-17	491,454	0	491,454
EINS CONSTRUCTION AND SUPPLIES LIMITED - FINDEVOCT17148 /	Finance and Economic Planning	950,144	31-Oct-17	950,144	0	950,144
greatcom agencies - FINDEVOCT17144 /	Finance and Economic Planning	1,190,284	20-Nov-17	1,190,284	0	1,190,284
SCANJET CONSTRUCTION LTD - FINDEVOCT1740 /	Finance and Economic Planning	1,255,985	20-Nov-17	1,255,985	0	1,255,985
GRAZHEIM COMPANY LIMITED - FINDEVNOV176 /	Finance and Economic Planning	1,282,633	23-Nov-17	1,282,633	0	1,282,633
greatcom agencies - FINDEVNOV175 /	Finance and Economic Planning	981,123	23-Nov-17	981,123	0	981,123
COMMISSIONER OF INCOME TAX	Finance and Economic Planning	119,019	01-Dec-17	119,019	0	119,019
COMMISSIONER OF VAT	Finance and Economic Planning	205,206	01-Dec-17	205,206	0	205,206
GRAZHEIM COMPANY LIMITED - FINDEVNOV177 /	Finance and Economic Planning	396,731	01-Dec-17	396,731	0	396,731
EINS CONSTRUCTION AND SUPPLIES LIMITED - FINDEVDEC174 /	Finance and Economic Planning	1,285,861	04-Dec-17	1,285,861	0	1,285,861
EINS CONSTRUCTION AND SUPPLIES LIMITED - YGSDEVNOV176 /	Finance and Economic Planning	1,576,919	13-Dec-17	1,576,919	0	1,576,919
GROOVE VIEW LIMITED - FINDEVDEC173 /	Finance and Economic Planning	1,349,445	13-Dec-17	1,349,445	0	1,349,445
jamalulayl suppliers and construction limited - FINDEVDEC172 /	Finance and Economic Planning	1,752,255	13-Dec-17	1,752,255	0	1,752,255
jamalulayl suppliers and construction limited - FINDEVDEC176 /	Finance and Economic Planning	1,206,778	13-Dec-17	1,206,778	0	1,206,778
TAWFIQ MOHAMED SALIM AND COMPANY LIMITED - FINDEVDEC171 /	Finance and Economic Planning	747,743	13-Dec-17	747,743	0	747,743
VALUE ENGINEERING CENTRE AND PARTNERS COMPANY LIMITED - TRNSDEVMAR1815 /	Finance and Economic Planning	1,334,163	13-Dec-17	1,334,163	0	1,334,163

VALUE ENGINEERING CENTRE AND PARTNERS COMPANY LIMITED - TRNSDEVNOV1723 /	Finance and Economic Planning	1,184,432	13-Dec-17	1,184,432	0	1,184,432
COMMISSIONER OF VAT	Finance and Economic Planning	206,353	14-Dec-17	206,353	0	206,353
COMMISSIONER OF VAT	Finance and Economic Planning	205,697	14-Dec-17	205,697	0	205,697
COMMISSIONER OF VAT	Finance and Economic Planning	205,146	18-Dec-17	205,146	0	205,146
COMMISSIONER OF INCOME TAX	Finance and Economic Planning	287,349	19-Dec-17	287,349	0	287,349
COMMISSIONER OF INCOME TAX	Finance and Economic Planning	273,024	19-Dec-17	273,024	0	273,024
COMMISSIONER OF VAT	Finance and Economic Planning	626,809	19-Dec-17	626,809	0	626,809
COMMISSIONER OF VAT	Finance and Economic Planning	531,071	19-Dec-17	531,071	0	531,071
COMMISSIONER OF VAT	Finance and Economic Planning	495,429	19-Dec-17	495,429	0	495,429
GRAZHEIM COMPANY LIMITED - FINDEVDEC1719 /	Finance and Economic Planning	957,830	19-Dec-17	957,830	0	957,830
PEMACA ENTERPRISES - FINDEVDEC1721 /	Finance and Economic Planning	910,079	19-Dec-17	910,079	0	910,079
REJOMAX HOLDINGS LIMITED - FINDEVDEC1722 /	Finance and Economic Planning	1,026,737	19-Dec-17	1,026,737	0	1,026,737
SEAPORT OPERATIONS - FINDEVDEC1720 /	Finance and Economic Planning	600,084	19-Dec-17	600,084	0	600,084
COMMISSIONER OF INCOME TAX	Finance and Economic Planning	327,591	22-Dec-17	327,591	0	327,591
COMMISSIONER OF VAT	Finance and Economic Planning	564,813	22-Dec-17	564,813	0	564,813
TAWFIQ MOHAMED SALIM AND COMPANY LIMITED - FINDEVDEC1724 /	Finance and Economic Planning	1,091,971	22-Dec-17	1,091,971	0	1,091,971
COMMISSIONER OF VAT	Finance and Economic Planning	83,793	04-Jan-18	83,793	0	83,793
COMMISSIONER OF VAT	Finance and Economic Planning	15,517	04-Jan-18	15,517	0	15,517
Huduma Poa Suppliers Limited - FINDEVJAN181 /	Finance and Economic Planning	1,438,268	18-Jan-18	1,438,268	0	1,438,268
COMMISSIONER OF INCOME TAX	Finance and Economic Planning	481,996	22-Jan-18	481,996	0	481,996
COMMISSIONER OF INCOME TAX	Finance and Economic Planning	480,098	22-Jan-18	480,098	0	480,098
COMMISSIONER OF INCOME TAX	Finance and Economic Planning	433,036	22-Jan-18	433,036	0	433,036
COMMISSIONER OF INCOME TAX	Finance and Economic Planning	406,273	22-Jan-18	406,273	0	406,273
COMMISSIONER OF INCOME TAX	Finance and Economic Planning	317,609	22-Jan-18	317,609	0	317,609
COMMISSIONER OF INCOME TAX	Finance and Economic Planning	286,763	22-Jan-18	286,763	0	286,763
COMMISSIONER OF INCOME TAX	Finance and Economic Planning	285,901	22-Jan-18	285,901	0	285,901
COMMISSIONER OF INCOME TAX	Finance and Economic Planning	280,854	22-Jan-18	280,854	0	280,854

COMMISSIONER OF INCOME TAX	Finance and Economic Planning	280,572	22-Jan-18	280,572	0	280,572
COMMISSIONER OF INCOME TAX	Finance and Economic Planning	253,333	22-Jan-18	253,333	0	253,333
COMMISSIONER OF INCOME TAX	Finance and Economic Planning	252,794	22-Jan-18	252,794	0	252,794
COMMISSIONER OF INCOME TAX	Finance and Economic Planning	233,719	22-Jan-18	233,719	0	233,719
COMMISSIONER OF VAT	Finance and Economic Planning	831,027	22-Jan-18	831,027	0	831,027
COMMISSIONER OF VAT	Finance and Economic Planning	827,756	22-Jan-18	827,756	0	827,756
COMMISSIONER OF VAT	Finance and Economic Planning	746,614	22-Jan-18	746,614	0	746,614
COMMISSIONER OF VAT	Finance and Economic Planning	700,470	22-Jan-18	700,470	0	700,470
COMMISSIONER OF VAT	Finance and Economic Planning	547,602	22-Jan-18	547,602	0	547,602
COMMISSIONER OF VAT	Finance and Economic Planning	494,420	22-Jan-18	494,420	0	494,420
COMMISSIONER OF VAT	Finance and Economic Planning	492,933	22-Jan-18	492,933	0	492,933
COMMISSIONER OF VAT	Finance and Economic Planning	484,230	22-Jan-18	484,230	0	484,230
COMMISSIONER OF VAT	Finance and Economic Planning	483,745	22-Jan-18	483,745	0	483,745
COMMISSIONER OF VAT	Finance and Economic Planning	436,781	22-Jan-18	436,781	0	436,781
COMMISSIONER OF VAT	Finance and Economic Planning	435,852	22-Jan-18	435,852	0	435,852
COMMISSIONER OF VAT	Finance and Economic Planning	402,964	22-Jan-18	402,964	0	402,964
EINS CONSTRUCTION AND SUPPLIES LIMITED - FINDEVJAN182 /	Finance and Economic Planning	1,606,653	22-Jan-18	1,606,653	0	1,606,653
GRAZHEIM COMPANY LIMITED - FINDEVJAN183 /	Finance and Economic Planning	779,063	22-Jan-18	779,063	0	779,063
jamalulayl suppliers and construction limited - FINDEVJAN184 /	Finance and Economic Planning	1,600,328	22-Jan-18	1,600,328	0	1,600,328
PEMACA ENTERPRISES - FINDEVJAN187 /	Finance and Economic Planning	936,178	22-Jan-18	936,178	0	936,178
PEMACA ENTERPRISES - FINDEVJAN188 /	Finance and Economic Planning	844,444	22-Jan-18	844,444	0	844,444
RIBU SERVICES KENYA - FINDEVJAN190 /	Finance and Economic Planning	935,240	22-Jan-18	935,240	0	935,240
RIBU SERVICES KENYA - FINDEVJAN192 /	Finance and Economic Planning	955,878	22-Jan-18	955,878	0	955,878
RIBU SERVICES KENYA - FINDEVJAN193 /	Finance and Economic Planning	953,003	22-Jan-18	953,003	0	953,003
VALUE ENGINEERING CENTRE AND PARTNERS COMPANY LIMITED - FINDEVJAN186 /	Finance and Economic Planning	842,647	22-Jan-18	842,647	0	842,647
COMMISSIONER OF VAT	Finance and Economic Planning	103,448	23-Jan-18	103,448	0	103,448
COMMISSIONER OF VAT	Finance and Economic Planning	103,448	23-Jan-18	103,448	0	103,448

COMMISSIONER OF VAT	Finance and Economic Planning	98,690	23-Jan-18	98,690	0	98,690
SEAPORT OPERATIONS - FINDEVJAN1830 /	Finance and Economic Planning	875,433	23-Jan-18	875,433	0	875,433
SEAPORT OPERATIONS - FINDEVJAN1831 /	Finance and Economic Planning	1,054,269	23-Jan-18	1,054,269	0	1,054,269
COMMISSIONER OF VAT	Finance and Economic Planning	98,690	26-Jan-18	98,690	0	98,690
COMMISSIONER OF VAT	Finance and Economic Planning	96,828	26-Jan-18	96,828	0	96,828
COMMISSIONER OF VAT	Finance and Economic Planning	77,765	29-Jan-18	77,765	0	77,765
COMMISSIONER OF VAT	Finance and Economic Planning	100,086	23-Feb-18	100,086	0	100,086
COMMISSIONER OF VAT	Finance and Economic Planning	100,086	23-Feb-18	100,086	0	100,086
COMMISSIONER OF VAT	Finance and Economic Planning	98,690	23-Feb-18	98,690	0	98,690
COMMISSIONER OF VAT	Finance and Economic Planning	98,690	23-Feb-18	98,690	0	98,690
COMMISSIONER OF VAT	Finance and Economic Planning	93,103	23-Feb-18	93,103	0	93,103
COMMISSIONER OF VAT	Finance and Economic Planning	82,241	23-Feb-18	82,241	0	82,241
COMMISSIONER OF INCOME TAX	Finance and Economic Planning	93,750	26-Feb-18	93,750	0	93,750
COMMISSIONER OF VAT	Finance and Economic Planning	96,983	26-Feb-18	96,983	0	96,983
COMMISSIONER OF VAT	Finance and Economic Planning	103,448	21-Mar-18	103,448	0	103,448
EINS CONSTRUCTION AND SUPPLIES LIMITED - FINDEVMAY181 /	Finance and Economic Planning	492,338	04-May-18	492,338	0	492,338
COMMISSIONER OF VAT	Finance and Economic Planning	208,966	11-May-18	208,966	0	208,966
COMMISSIONER OF INCOME TAX	Finance and Economic Planning	147,701	16-May-18	147,701	0	147,701
COMMISSIONER OF VAT	Finance and Economic Planning	254,658	16-May-18	254,658	0	254,658
COMMISSIONER OF INCOME TAX	Finance and Economic Planning	382,460	21-May-18	382,460	0	382,460
COMMISSIONER OF INCOME TAX	Finance and Economic Planning	327,989	21-May-18	327,989	0	327,989
COMMISSIONER OF INCOME TAX	Finance and Economic Planning	284,156	21-May-18	284,156	0	284,156
COMMISSIONER OF INCOME TAX	Finance and Economic Planning	236,928	21-May-18	236,928	0	236,928
COMMISSIONER OF INCOME TAX	Finance and Economic Planning	224,054	21-May-18	224,054	0	224,054
COMMISSIONER OF INCOME TAX	Finance and Economic Planning	212,065	21-May-18	212,065	0	212,065
COMMISSIONER OF INCOME TAX	Finance and Economic Planning	208,959	21-May-18	208,959	0	208,959
COMMISSIONER OF INCOME TAX	Finance and Economic Planning	207,627	21-May-18	207,627	0	207,627

COMMISSIONER OF INCOME TAX	Finance and Economic Planning	158,948	21-May-18	158,948	0	158,948
COMMISSIONER OF VAT	Finance and Economic Planning	659,414	21-May-18	659,414	0	659,414
COMMISSIONER OF VAT	Finance and Economic Planning	565,499	21-May-18	565,499	0	565,499
COMMISSIONER OF VAT	Finance and Economic Planning	489,924	21-May-18	489,924	0	489,924
COMMISSIONER OF VAT	Finance and Economic Planning	408,497	21-May-18	408,497	0	408,497
COMMISSIONER OF VAT	Finance and Economic Planning	386,299	21-May-18	386,299	0	386,299
COMMISSIONER OF VAT	Finance and Economic Planning	365,630	21-May-18	365,630	0	365,630
COMMISSIONER OF VAT	Finance and Economic Planning	360,274	21-May-18	360,274	0	360,274
COMMISSIONER OF VAT	Finance and Economic Planning	357,978	21-May-18	357,978	0	357,978
COMMISSIONER OF VAT	Finance and Economic Planning	274,048	21-May-18	274,048	0	274,048
EINS CONSTRUCTION AND SUPPLIES LIMITED - FINDEVMAY182 /	Finance and Economic Planning	706,884	21-May-18	706,884	0	706,884
EINS CONSTRUCTION AND SUPPLIES LIMITED - FINDEVMAY189 /	Finance and Economic Planning	947,187	21-May-18	947,187	0	947,187
jamalulayl suppliers and construction limited - FINDEVMAY188 /	Finance and Economic Planning	696,529	21-May-18	696,529	0	696,529
PEMACA ENTERPRISES - FINDEVMAY186 /	Finance and Economic Planning	692,090	21-May-18	692,090	0	692,090
RIBU SERVICES KENYA - FINDEVMAY183 /	Finance and Economic Planning	529,826	21-May-18	529,826	0	529,826
RIBU SERVICES KENYA - FINDEVMAY184 /	Finance and Economic Planning	789,761	21-May-18	789,761	0	789,761
TAWFIQ MOHAMED SALIM AND COMPANY LIMITED - FINDEVMAY1810 /	Finance and Economic Planning	746,845	21-May-18	746,845	0	746,845
VALUE ENGINEERING CENTRE AND PARTNERS COMPANY LIMITED - FINDEVMAY185 /	Finance and Economic Planning	1,093,297	21-May-18	1,093,297	0	1,093,297
VALUE ENGINEERING CENTRE AND PARTNERS COMPANY LIMITED - FINDEVMAY1811 /	Finance and Economic Planning	777,208	22-May-18	777,208	0	777,208
Mkawunganga And Sons Limited - FINDEVMAY1813 /	Finance and Economic Planning	1,352,144	25-May-18	1,352,144	0	1,352,144
MUWAKI ENTERPRISES LIMITED - FINDEVMAY1812 /	Finance and Economic Planning	1,339,026	25-May-18	1,339,026	0	1,339,026
REJOMAX HOLDINGS LIMITED - FINDEVMAY1814 /	Finance and Economic Planning	1,120,971	25-May-18	1,120,971	0	1,120,971
COMMISSIONER OF INCOME TAX	Finance and Economic Planning	405,643	28-May-18	405,643	0	405,643
COMMISSIONER OF INCOME TAX	Finance and Economic Planning	401,708	28-May-18	401,708	0	401,708
COMMISSIONER OF INCOME TAX	Finance and Economic Planning	336,291	28-May-18	336,291	0	336,291
COMMISSIONER OF VAT	Finance and Economic Planning	699,385	28-May-18	699,385	0	699,385
COMMISSIONER OF VAT	Finance and Economic Planning	692,600	28-May-18	692,600	0	692,600

COMMISSIONER OF VAT	Finance and Economic Planning	579,812	28-May-18	579,812	0	579,812
COMMISSIONER OF VAT	Finance and Economic Planning	116,379	04-Jun-18	116,379	0	116,379
COMMISSIONER OF VAT	Finance and Economic Planning	110,431	04-Jun-18	110,431	0	110,431
COMMISSIONER OF VAT	Finance and Economic Planning	103,448	04-Jun-18	103,448	0	103,448
COMMISSIONER OF VAT	Finance and Economic Planning	103,448	04-Jun-18	103,448	0	103,448
COMMISSIONER OF VAT	Finance and Economic Planning	103,442	04-Jun-18	103,442	0	103,442
COMMISSIONER OF VAT	Finance and Economic Planning	103,309	04-Jun-18	103,309	0	103,309
COMMISSIONER OF VAT	Finance and Economic Planning	103,267	04-Jun-18	103,267	0	103,267
COMMISSIONER OF VAT	Finance and Economic Planning	99,724	04-Jun-18	99,724	0	99,724
COMMISSIONER OF VAT	Finance and Economic Planning	98,612	04-Jun-18	98,612	0	98,612
COMMISSIONER OF VAT	Finance and Economic Planning	97,810	04-Jun-18	97,810	0	97,810
COMMISSIONER OF VAT	Finance and Economic Planning	93,207	04-Jun-18	93,207	0	93,207
COMMISSIONER OF VAT	Finance and Economic Planning	92,069	04-Jun-18	92,069	0	92,069
COMMISSIONER OF VAT	Finance and Economic Planning	87,776	04-Jun-18	87,776	0	87,776
COMMISSIONER OF VAT	Finance and Economic Planning	74,741	04-Jun-18	74,741	0	74,741
COMMISSIONER OF VAT	Finance and Economic Planning	74,741	04-Jun-18	74,741	0	74,741
COMMISSIONER OF VAT	Finance and Economic Planning	72,414	04-Jun-18	72,414	0	72,414
COMMISSIONER OF VAT	Finance and Economic Planning	103,448	07-Jun-18	103,448	0	103,448
COMMISSIONER OF VAT	Finance and Economic Planning	99,062	08-Jun-18	99,062	0	99,062
COMMISSIONER OF VAT	Finance and Economic Planning	85,903	11-Jun-18	85,903	0	85,903
COMMISSIONER OF INCOME TAX	Finance and Economic Planning	49,825	16-Jun-18	49,825	0	49,825
COMMISSIONER OF VAT	Finance and Economic Planning	101,379	16-Jun-18	101,379	0	101,379
COMMISSIONER OF VAT	Finance and Economic Planning	101,379	19-Jun-18	101,379	0	101,379
COMMISSIONER OF VAT	Finance and Economic Planning	32,328	19-Jun-18	32,328	0	32,328
COMMISSIONER OF VAT	Finance and Economic Planning	17,235	26-Jun-18	17,235	0	17,235
COMMISSIONER OF INCOME TAX	Finance and Economic Planning	119,935	28-Jun-18	119,935	0	119,935
COMMISSIONER OF VAT	Finance and Economic Planning	206,784	28-Jun-18	206,784	0	206,784

COMMISSIONER OF INCOME TAX	Finance and Economic Planning	291,544	29-Jun-18	291,544	0	291,544
COMMISSIONER OF VAT	Finance and Economic Planning	103,862	29-Jun-18	103,862	0	103,862
COMMISSIONER OF VAT	Finance and Economic Planning	102,517	29-Jun-18	102,517	0	102,517
COMMISSIONER OF INCOME TAX	Finance and Economic Planning	150,303	30-Jun-18	150,303	0	150,303
COMMISSIONER OF VAT	Finance and Economic Planning	259,143	30-Jun-18	259,143	0	259,143
COMMISSIONER OF VAT	Finance and Economic Planning	103,448	30-Jun-18	103,448	0	103,448
COMMISSIONER OF VAT	Finance and Economic Planning	102,931	30-Jun-18	102,931	0	102,931
COMMISSIONER OF VAT	Finance and Economic Planning	101,379	30-Jun-18	101,379	0	101,379
COMMISSIONER OF VAT	Finance and Economic Planning	100,293	30-Jun-18	100,293	0	100,293
COMMISSIONER OF VAT	Finance and Economic Planning	99,310	30-Jun-18	99,310	0	99,310
COMMISSIONER OF VAT	Finance and Economic Planning	64,655	30-Jun-18	64,655	0	64,655
COMMISSIONER OF VAT	Finance and Economic Planning	59,741	30-Jun-18	59,741	0	59,741
COMMISSIONER OF VAT	Finance and Economic Planning	54,052	30-Jun-18	54,052	0	54,052
COMMISSIONER OF VAT	Finance and Economic Planning	51,207	30-Jun-18	51,207	0	51,207
COMMISSIONER OF VAT	Finance and Economic Planning	39,828	30-Jun-18	39,828	0	39,828
REJOMAX HOLDINGS LIMITED - FINDEVJUN1896 /	Finance and Economic Planning	501,009	30-Jun-18	501,009	0	501,009
EINS CONSTRUCTION AND SUPPLIES LIMITED - FINDEVOCT17146 /	Finance and Economic Planning	1,262,666	30-Jul-18	1,262,666	0	1,262,666
greatcom agencies - FINDEVOCT1754 /	Finance and Economic Planning	1,383,883	30-Jul-18	1,383,883	0	1,383,883
jamalulayl suppliers and construction limited - FINDEVMAY187 /	Finance and Economic Planning	1,274,866	30-Jul-18	1,274,866	0	1,274,866
Mkawunganga And Sons Limited - FINDEVJAN191 /	Finance and Economic Planning	1,058,697	30-Jul-18	1,058,697	0	1,058,697
MUWAKI ENTERPRISES LIMITED - FINDEVDEC1723 /	Finance and Economic Planning	1,211,831	30-Jul-18	1,211,831	0	1,211,831
MUWAKI ENTERPRISES LIMITED - FINDEVJAN189 /	Finance and Economic Planning	1,443,453	30-Jul-18	1,443,453	0	1,443,453
REJOMAX HOLDINGS LIMITED - FINDEVJAN185 /	Finance and Economic Planning	1,354,242	30-Jul-18	1,354,242	0	1,354,242
TAWFIQ MOHAMED SALIM AND COMPANY LIMITED - FINDEVOCT1752 /	Finance and Economic Planning	1,060,237	30-Jul-18	1,060,237	0	1,060,237
COMMISSIONER OF VAT	Finance and Economic Planning	1,038,292	31-Jul-18	1,038,292	0	1,038,292
COMMISSIONER OF VAT	Finance and Economic Planning	470,730	31-Jul-18	470,730	0	470,730
COMMISSIONER OF VAT	Finance and Economic Planning	437,444	31-Jul-18	437,444	0	437,444

COMMISSIONER OF VAT	Finance and Economic Planning	206,897	01-Aug-18	206,897	0	206,897
COMMISSIONER OF VAT	Finance and Economic Planning	206,897	01-Aug-18	206,897	0	206,897
COMMISSIONER OF VAT	Finance and Economic Planning	202,792	01-Aug-18	202,792	0	202,792
COMMISSIONER OF VAT	Finance and Economic Planning	155,172	01-Aug-18	155,172	0	155,172
COMMISSIONER OF VAT	Finance and Economic Planning	155,172	01-Aug-18	155,172	0	155,172
REJOMAX HOLDINGS LIMITED	Finance and Economic Planning	8,721,300	12-Oct-18		8,721,300	
ESSBEE SUPPLIERS LIMITED	Finance and Economic Planning	365,000	04-Mar-19		365,000	
CLASSIC BUILDING WORKS LIMITED	Finance and Economic Planning	1,667,220	24-May-19		1,667,220	
NDOVU BUILDERS AND GENERAL CONTRACTORS LTD	Finance and Economic Planning	1,332,620	30-May-19		1,332,620	
DRY DOCK SUPPLIERS LTD	Finance and Economic Planning	1,397,679	20-Jun-19		1,397,679	
COMMISSIONER OF INCOME TAX	Health	119,413	25-Sep-17	119,413	0	119,413
COMMISSIONER OF INCOME TAX	Health	65,626	25-Sep-17	65,626	0	65,626
COMMISSIONER OF VAT	Health	205,884	25-Sep-17	205,884	0	205,884
COMMISSIONER OF VAT	Health	113,149	25-Sep-17	113,149	0	113,149
Hiba Construction Limited - HLTDEVSEPT172 /	Health	398,043	25-Sep-17	398,043	0	398,043
COMMISSIONER OF VAT	Health	712,033	14-Dec-17	712,033	0	712,033
COMMISSIONER OF VAT	Health	451,501	18-Dec-17	451,501	0	451,501
COMMISSIONER OF INCOME TAX	Health	184,297	28-Dec-17	184,297	0	184,297
COMMISSIONER OF VAT	Health	822,414	15-Jan-18	822,414	0	822,414
VALUE ENGINEERING CENTRE AND PARTNERS COMPANY LIMITED - HLTDEVMAY181 /	Health	1,685,443	29-May-18	1,685,443	0	1,685,443
COMMISSIONER OF INCOME TAX	Health	505,633	31-May-18	505,633	0	505,633
COMMISSIONER OF VAT	Health	871,781	31-May-18	871,781	0	871,781
COMMISSIONER OF INCOME TAX	Health	55,638	08-Jun-18	55,638	0	55,638
COMMISSIONER OF VAT	Health	95,928	08-Jun-18	95,928	0	95,928
COMMISSIONER OF INCOME TAX	Health	109,346	25-Jun-18	109,346	0	109,346
COMMISSIONER OF VAT	Health	188,527	25-Jun-18	188,527	0	188,527
AGILENT ENTERPRISES LIMITED	Health	2,370,000	26-Jun-19		2,370,000	

JAMES OPONDO SANDIMBA	The Executive	54,960	09-Dec-16	54,960	0	54,960
COMMISSIONER OF INCOME TAX	The Executive	49,983	15-Nov-17	49,983	0	49,983
COMMISSIONER OF VAT	The Executive	86,178	15-Nov-17	86,178	0	86,178
MAJESTY CONSTRUCTION COMPANY LIMITED - TRNSDEVOCT174 /	The Executive	1,759,873	11-Dec-17	1,759,873	0	1,759,873
COMMISSIONER OF INCOME TAX	The Executive	30,171	13-Dec-17	30,171	0	30,171
COMMISSIONER OF VAT	The Executive	102,672	13-Dec-17	102,672	0	102,672
COMMISSIONER OF VAT	The Executive	92,837	18-Dec-17	92,837	0	92,837
GREATSPAN CONSTRUCTION COMPANY LIMITED - EXECDEVMAY181 /	The Executive	271,216	15-May-18	271,216	0	271,216
COMMISSIONER OF INCOME TAX	The Executive	81,365	30-May-18	81,365	0	81,365
COMMISSIONER OF VAT	The Executive	140,284	30-May-18	140,284	0	140,284
COMMISSIONER OF VAT	The Executive	192,241	31-May-18	192,241	0	192,241
COMMISSIONER OF INCOME TAX	The Executive	29,928	05-Jun-18	29,928	0	29,928
COMMISSIONER OF VAT	The Executive	51,600	05-Jun-18	51,600	0	51,600
COMMISSIONER OF VAT	The Executive	32,597	05-Jun-18	32,597	0	32,597
DAVID GACHUHI GITHUMBI	The Executive	54,110	07-Jun-18	54,110	0	54,110
COMMISSIONER OF VAT	The Executive	84,921	08-Jun-18	84,921	0	84,921
COMMISSIONER OF VAT	The Executive	45,145	08-Jun-18	45,145	0	45,145
COMMISSIONER OF VAT	The Executive	34,791	11-Jun-18	34,791	0	34,791
COMMISSIONER OF VAT	The Executive	23,448	11-Jun-18	23,448	0	23,448
COMMISSIONER OF VAT	The Executive	69,708	12-Jun-18	69,708	0	69,708
COMMISSIONER OF VAT	The Executive	54,923	12-Jun-18	54,923	0	54,923
COMMISSIONER OF VAT	The Executive	35,276	12-Jun-18	35,276	0	35,276
COMMISSIONER OF VAT	The Executive	26,820	12-Jun-18	26,820	0	26,820
COMMISSIONER OF VAT	The Executive	59,121	16-Jun-18	59,121	0	59,121
COMMISSIONER OF VAT	The Executive	30,337	20-Jun-18	30,337	0	30,337
COMMISSIONER OF VAT	The Executive	87,362	30-Jun-18	87,362	0	87,362
COMMISSIONER OF VAT	Trade, Energy and Industrial Development	48,114	20-Dec-17	48,114	0	48,114

COMMISSIONER OF INCOME TAX	Trade, Energy and Industrial Development	82,546	08-Jun-18	82,546	0	82,546
ABDULHAKIM AHMED BAYUSUF & SONS LTD	Transport, Infrastructure and Public Works	3,152,046	17-Aug-16	3,152,046	0	3,152,046
NJUCA CONSOLIDATED COMPANY LIMITED	Transport, Infrastructure and Public Works	14,716,770	22-Dec-16	14,716,770	0	14,716,770
RAGOT LIMITED	Transport, Infrastructure and Public Works	7,180,300	31-Jan-17	7,180,300	0	7,180,300
TAXAN INVESTMENTS LIMITED	Transport, Infrastructure and Public Works	2,595,980	09-May-17	2,595,980	0	2,595,980
DRY DOCK SUPPLIERS LTD	Transport, Infrastructure and Public Works	14,173,846	15-May-17	14,173,846	0	14,173,846
DRY DOCK SUPPLIERS LTD	Transport, Infrastructure and Public Works	4,472,222	15-May-17	4,472,222	0	4,472,222
ABDULHAKIM AHMED BAYUSUF & SONS LTD	Transport, Infrastructure and Public Works	6,849,450	19-May-17	6,849,450	0	6,849,450
DRY DOCK SUPPLIERS LTD	Transport, Infrastructure and Public Works	9,754,736	24-May-17	9,754,736	0	9,754,736
DAECO CONSTRUCTION LIMITED	Transport, Infrastructure and Public Works	1,640,880	19-Jun-17	1,640,880	0	1,640,880
MAZ ENGINEERING AND CONSTRUCTION LIMITED	Transport, Infrastructure and Public Works	12,490,556	23-Jun-17	12,490,556	0	12,490,556
MAZ ENGINEERING AND CONSTRUCTION LIMITED	Transport, Infrastructure and Public Works	8,047,163	23-Jun-17	8,047,163	0	8,047,163
MAZ ENGINEERING AND CONSTRUCTION LIMITED	Transport, Infrastructure and Public Works	3,982,999	23-Jun-17	3,982,999	0	3,982,999
COMMISSIONER OF INCOME TAX	Transport, Infrastructure and Public Works	267,240	11-Oct-17	267,240	0	267,240
COMMISSIONER OF INCOME TAX	Transport, Infrastructure and Public Works	264,378	11-Oct-17	264,378	0	264,378
COMMISSIONER OF VAT	Transport, Infrastructure and Public Works	460,759	11-Oct-17	460,759	0	460,759
COMMISSIONER OF VAT	Transport, Infrastructure and Public Works	455,824	11-Oct-17	455,824	0	455,824
FUSAM INVESTMENTS LIMITED - TRNSDEVOCT172 /	Transport, Infrastructure and Public Works	881,260	11-Oct-17	881,260	0	881,260
MAJESTY CONSTRUCTION COMPANY LIMITED - TRNSDEVOCT171 /	Transport, Infrastructure and Public Works	890,800	11-Oct-17	890,800	0	890,800
COMMISSIONER OF INCOME TAX	Transport, Infrastructure and Public Works	640,247	13-Oct-17	640,247	0	640,247
COMMISSIONER OF INCOME TAX	Transport, Infrastructure and Public Works	221,154	13-Oct-17	221,154	0	221,154
COMMISSIONER OF VAT	Transport, Infrastructure and Public Works	381,300	13-Oct-17	381,300	0	381,300
MAJESTY CONSTRUCTION COMPANY LIMITED - TRNSDEVOCT175 /	Transport, Infrastructure and Public Works	737,180	13-Oct-17	737,180	0	737,180
COMMISSIONER OF INCOME TAX	Transport, Infrastructure and Public Works	275,652	30-Oct-17	275,652	0	275,652

COMMISSIONER OF VAT	Transport, Infrastructure and Public Works	475,263	30-Oct-17	475,263	0	475,263
Salmara Company Suppliers - TRNSDEVOCT176 /	Transport, Infrastructure and Public Works	918,841	30-Oct-17	918,841	0	918,841
COMMISSIONER OF INCOME TAX	Transport, Infrastructure and Public Works	356,415	31-Oct-17	356,415	0	356,415
COMMISSIONER OF INCOME TAX	Transport, Infrastructure and Public Works	155,145	31-Oct-17	155,145	0	155,145
COMMISSIONER OF VAT	Transport, Infrastructure and Public Works	614,509	31-Oct-17	614,509	0	614,509
COMMISSIONER OF VAT	Transport, Infrastructure and Public Works	267,491	31-Oct-17	267,491	0	267,491
jedel enterprises ltd - TRNSDEVOCT177 /	Transport, Infrastructure and Public Works	517,150	31-Oct-17	517,150	0	517,150
COMMISSIONER OF VAT	Transport, Infrastructure and Public Works	197,560	06-Nov-17	197,560	0	197,560
COMMISSIONER OF VAT	Transport, Infrastructure and Public Works	197,091	06-Nov-17	197,091	0	197,091
COMMISSIONER OF VAT	Transport, Infrastructure and Public Works	203,405	07-Nov-17	203,405	0	203,405
COMMISSIONER OF VAT	Transport, Infrastructure and Public Works	197,943	07-Nov-17	197,943	0	197,943
COMMISSIONER OF INCOME TAX	Transport, Infrastructure and Public Works	118,281	09-Nov-17	118,281	0	118,281
COMMISSIONER OF VAT	Transport, Infrastructure and Public Works	203,933	09-Nov-17	203,933	0	203,933
MUWAKI ENTERPRISES - TRNSDEVNOV1712 /	Transport, Infrastructure and Public Works	394,270	09-Nov-17	394,270	0	394,270
SPINDLE KENYA LIMITED - FINDEVOCT1750 /	Transport, Infrastructure and Public Works	1,297,201	20-Nov-17	1,297,201	0	1,297,201
COMMISSIONER OF INCOME TAX	Transport, Infrastructure and Public Works	339,153	22-Nov-17	339,153	0	339,153
COMMISSIONER OF INCOME TAX	Transport, Infrastructure and Public Works	292,764	22-Nov-17	292,764	0	292,764
COMMISSIONER OF INCOME TAX	Transport, Infrastructure and Public Works	224,154	22-Nov-17	224,154	0	224,154
COMMISSIONER OF VAT	Transport, Infrastructure and Public Works	584,747	22-Nov-17	584,747	0	584,747
COMMISSIONER OF VAT	Transport, Infrastructure and Public Works	386,473	22-Nov-17	386,473	0	386,473
jamalulayl suppliers and construction limited - TRNSDEVNOV1717 /	Transport, Infrastructure and Public Works	975,880	22-Nov-17	975,880	0	975,880
jamalulayl suppliers and construction limited - TRNSDEVNOV1718 /	Transport, Infrastructure and Public Works	747,181	22-Nov-17	747,181	0	747,181
COMMISSIONER OF INCOME TAX	Transport, Infrastructure and Public Works	105,904	23-Nov-17	105,904	0	105,904
COMMISSIONER OF VAT	Transport, Infrastructure and Public Works	182,593	23-Nov-17	182,593	0	182,593

GUMAREY CONSTRUCTION COMPANY LIMITED - TRNSDEVNOV1722 /	Transport, Infrastructure and Public Works	353,012	23-Nov-17	353,012	0	353,012
MUWAKI ENTERPRISES LIMITED - TRNSDEVNOV1719 /	Transport, Infrastructure and Public Works	1,378,773	23-Nov-17	1,378,773	0	1,378,773
PEMACA ENTERPRISES - TRNSDEVNOV1716 /	Transport, Infrastructure and Public Works	855,512	23-Nov-17	855,512	0	855,512
COMMISSIONER OF INCOME TAX	Transport, Infrastructure and Public Works	324,686	18-Dec-17	324,686	0	324,686
COMMISSIONER OF VAT	Transport, Infrastructure and Public Works	559,804	18-Dec-17	559,804	0	559,804
GAMOJI LTD - TRNSDEVDEC171 /	Transport, Infrastructure and Public Works	1,082,288	18-Dec-17	1,082,288	0	1,082,288
COMMISSIONER OF INCOME TAX	Transport, Infrastructure and Public Works	374,758	20-Dec-17	374,758	0	374,758
COMMISSIONER OF INCOME TAX	Transport, Infrastructure and Public Works	233,497	20-Dec-17	233,497	0	233,497
COMMISSIONER OF VAT	Transport, Infrastructure and Public Works	646,134	20-Dec-17	646,134	0	646,134
COMMISSIONER OF VAT	Transport, Infrastructure and Public Works	402,581	20-Dec-17	402,581	0	402,581
greatcom agencies - TRNSDEVDEC172 /	Transport, Infrastructure and Public Works	778,323	20-Dec-17	778,323	0	778,323
COMMISSIONER OF INCOME TAX	Transport, Infrastructure and Public Works	468,332	21-Dec-17	468,332	0	468,332
COMMISSIONER OF INCOME TAX	Transport, Infrastructure and Public Works	148,718	21-Dec-17	148,718	0	148,718
COMMISSIONER OF VAT	Transport, Infrastructure and Public Works	807,470	21-Dec-17	807,470	0	807,470
COMMISSIONER OF VAT	Transport, Infrastructure and Public Works	256,410	21-Dec-17	256,410	0	256,410
EINS CONSTRUCTION AND SUPPLIES LIMITED - TRNSDEVDEC175 /	Transport, Infrastructure and Public Works	495,725	21-Dec-17	495,725	0	495,725
greatcom agencies - RFLDEVNOV171 /	Transport, Infrastructure and Public Works	1,167,819	28-Dec-17	1,167,819	0	1,167,819
greatcom agencies - RFLDEVNOV172 /	Transport, Infrastructure and Public Works	788,959	28-Dec-17	788,959	0	788,959
COMMISSIONER OF INCOME TAX	Transport, Infrastructure and Public Works	7,781	09-Jan-18	7,781	0	7,781
COMMISSIONER OF INCOME TAX	Transport, Infrastructure and Public Works	287,595	17-Jan-18	287,595	0	287,595
COMMISSIONER OF INCOME TAX	Transport, Infrastructure and Public Works	69,834	17-Jan-18	69,834	0	69,834
COMMISSIONER OF VAT	Transport, Infrastructure and Public Works	495,853	17-Jan-18	495,853	0	495,853
COMMISSIONER OF VAT	Transport, Infrastructure and Public Works	120,403	17-Jan-18	120,403	0	120,403
GROOVE VIEW LIMITED - TRNSDEVJAN189 /	Transport, Infrastructure and Public Works	958,649	17-Jan-18	958,649	0	958,649

MAJESTY CONSTRUCTION COMPANY LIMITED - TRNSDEVJAN182 /	Transport, Infrastructure and Public Works	232,780	17-Jan-18	232,780	0	232,780
TAWFIQ MOHAMED SALIM AND COMPANY LIMITED - TRNSDEVJAN184 /	Transport, Infrastructure and Public Works	863,906	17-Jan-18	863,906	0	863,906
COMMISSIONER OF INCOME TAX	Transport, Infrastructure and Public Works	561,898	18-Jan-18	561,898	0	561,898
COMMISSIONER OF INCOME TAX	Transport, Infrastructure and Public Works	342,465	18-Jan-18	342,465	0	342,465
COMMISSIONER OF INCOME TAX	Transport, Infrastructure and Public Works	301,372	18-Jan-18	301,372	0	301,372
COMMISSIONER OF INCOME TAX	Transport, Infrastructure and Public Works	255,725	18-Jan-18	255,725	0	255,725
COMMISSIONER OF INCOME TAX	Transport, Infrastructure and Public Works	149,999	18-Jan-18	149,999	0	149,999
COMMISSIONER OF VAT	Transport, Infrastructure and Public Works	968,789	18-Jan-18	968,789	0	968,789
COMMISSIONER OF VAT	Transport, Infrastructure and Public Works	590,457	18-Jan-18	590,457	0	590,457
COMMISSIONER OF VAT	Transport, Infrastructure and Public Works	519,608	18-Jan-18	519,608	0	519,608
COMMISSIONER OF VAT	Transport, Infrastructure and Public Works	440,905	18-Jan-18	440,905	0	440,905
COMMISSIONER OF VAT	Transport, Infrastructure and Public Works	258,619	18-Jan-18	258,619	0	258,619
EINS CONSTRUCTION AND SUPPLIES LIMITED - TRNSDEVJAN187 /	Transport, Infrastructure and Public Works	936,178	18-Jan-18	936,178	0	936,178
GRAZHEIM COMPANY LIMITED - TRNSDEVJAN188 /	Transport, Infrastructure and Public Works	1,604,653	18-Jan-18	1,604,653	0	1,604,653
GROOVE VIEW LIMITED - TRNSDEVJAN181 /	Transport, Infrastructure and Public Works	858,071	18-Jan-18	858,071	0	858,071
jamalulayl suppliers and construction limited - TRNSDEVJAN183 /	Transport, Infrastructure and Public Works	863,906	18-Jan-18	863,906	0	863,906
MAJESTY CONSTRUCTION COMPANY LIMITED - TRNSDEVJAN185 /	Transport, Infrastructure and Public Works	1,024,944	18-Jan-18	1,024,944	0	1,024,944
MUWAKI ENTERPRISES LIMITED - TRNSDEVJAN1810 /	Transport, Infrastructure and Public Works	945,605	18-Jan-18	945,605	0	945,605
REJOMAX HOLDINGS LIMITED - TRNSDEVJAN1813 /	Transport, Infrastructure and Public Works	1,004,575	18-Jan-18	1,004,575	0	1,004,575
TAWFIQ MOHAMED SALIM AND COMPANY LIMITED - TRNSDEVJAN1812 /	Transport, Infrastructure and Public Works	852,417	18-Jan-18	852,417	0	852,417
VALUE ENGINEERING CENTRE AND PARTNERS COMPANY LIMITED - TRNSDEVJAN186 /	Transport, Infrastructure and Public Works	1,542,680	18-Jan-18	1,542,680	0	1,542,680
COMMISSIONER OF INCOME TAX	Transport, Infrastructure and Public Works	199,707	20-Jan-18	199,707	0	199,707
COMMISSIONER OF VAT	Transport, Infrastructure and Public Works	344,322	20-Jan-18	344,322	0	344,322
Hazaab Holdings Limited - TRNSDEVJAN1817 /	Transport, Infrastructure and Public Works	665,689	20-Jan-18	665,689	0	665,689

COMMISSIONER OF INCOME TAX	Transport, Infrastructure and Public Works	444,481	22-Jan-18	444,481	0	444,481
COMMISSIONER OF INCOME TAX	Transport, Infrastructure and Public Works	301,571	22-Jan-18	301,571	0	301,571
COMMISSIONER OF INCOME TAX	Transport, Infrastructure and Public Works	288,372	22-Jan-18	288,372	0	288,372
COMMISSIONER OF VAT	Transport, Infrastructure and Public Works	766,347	22-Jan-18	766,347	0	766,347
COMMISSIONER OF VAT	Transport, Infrastructure and Public Works	519,949	22-Jan-18	519,949	0	519,949
COMMISSIONER OF VAT	Transport, Infrastructure and Public Works	497,192	22-Jan-18	497,192	0	497,192
greatcom agencies - TRNSDEVJAN1820 /	Transport, Infrastructure and Public Works	1,005,235	22-Jan-18	1,005,235	0	1,005,235
Mkawunganga And Sons Limited - TRNSDEVJAN1818 /	Transport, Infrastructure and Public Works	961,239	22-Jan-18	961,239	0	961,239
COMMISSIONER OF INCOME TAX	Transport, Infrastructure and Public Works	344,777	23-Jan-18	344,777	0	344,777
COMMISSIONER OF INCOME TAX	Transport, Infrastructure and Public Works	242,302	23-Jan-18	242,302	0	242,302
COMMISSIONER OF INCOME TAX	Transport, Infrastructure and Public Works	223,030	23-Jan-18	223,030	0	223,030
COMMISSIONER OF VAT	Transport, Infrastructure and Public Works	594,442	23-Jan-18	594,442	0	594,442
COMMISSIONER OF VAT	Transport, Infrastructure and Public Works	417,762	23-Jan-18	417,762	0	417,762
COMMISSIONER OF VAT	Transport, Infrastructure and Public Works	384,535	23-Jan-18	384,535	0	384,535
greatcom agencies - TRNSDEVJAN1827 /	Transport, Infrastructure and Public Works	807,674	23-Jan-18	807,674	0	807,674
Mkawunganga And Sons Limited - TRNSDEVJAN1825 /	Transport, Infrastructure and Public Works	743,435	23-Jan-18	743,435	0	743,435
COMMISSIONER OF INCOME TAX	Transport, Infrastructure and Public Works	382,762	08-Mar-18	382,762	0	382,762
COMMISSIONER OF INCOME TAX	Transport, Infrastructure and Public Works	315,062	08-Mar-18	315,062	0	315,062
COMMISSIONER OF INCOME TAX	Transport, Infrastructure and Public Works	232,024	08-Mar-18	232,024	0	232,024
COMMISSIONER OF INCOME TAX	Transport, Infrastructure and Public Works	199,114	08-Mar-18	199,114	0	199,114
COMMISSIONER OF INCOME TAX	Transport, Infrastructure and Public Works	185,608	08-Mar-18	185,608	0	185,608
COMMISSIONER OF INCOME TAX	Transport, Infrastructure and Public Works	185,321	08-Mar-18	185,321	0	185,321
COMMISSIONER OF VAT	Transport, Infrastructure and Public Works	659,934	08-Mar-18	659,934	0	659,934
COMMISSIONER OF VAT	Transport, Infrastructure and Public Works	543,211	08-Mar-18	543,211	0	543,211

COMMISSIONER OF VAT	Transport, Infrastructure and Public Works	474,178	08-Mar-18	474,178	0	474,178
COMMISSIONER OF VAT	Transport, Infrastructure and Public Works	444,102	08-Mar-18	444,102	0	444,102
COMMISSIONER OF VAT	Transport, Infrastructure and Public Works	400,042	08-Mar-18	400,042	0	400,042
COMMISSIONER OF VAT	Transport, Infrastructure and Public Works	343,300	08-Mar-18	343,300	0	343,300
COMMISSIONER OF VAT	Transport, Infrastructure and Public Works	320,013	08-Mar-18	320,013	0	320,013
COMMISSIONER OF VAT	Transport, Infrastructure and Public Works	319,518	08-Mar-18	319,518	0	319,518
EINS CONSTRUCTION AND SUPPLIES LIMITED - TRNSDEVMAR187 /	Transport, Infrastructure and Public Works	773,415	08-Mar-18	773,415	0	773,415
MUWAKI ENTERPRISES LIMITED - TRNSDEVMAR181 /	Transport, Infrastructure and Public Works	618,692	08-Mar-18	618,692	0	618,692
PEMACA ENTERPRISES - TRNSDEVMAR188 /	Transport, Infrastructure and Public Works	617,736	08-Mar-18	617,736	0	617,736
REJOMAX HOLDINGS LIMITED - TRNSDEVMAR189 /	Transport, Infrastructure and Public Works	663,714	08-Mar-18	663,714	0	663,714
RIBU SERVICES KENYA - TRNSDEVMAR183 /	Transport, Infrastructure and Public Works	916,744	08-Mar-18	916,744	0	916,744
TAWFIQ MOHAMED SALIM AND COMPANY LIMITED - TRNSDEVMAR182 /	Transport, Infrastructure and Public Works	858,597	08-Mar-18	858,597	0	858,597
COMMISSIONER OF INCOME TAX	Transport, Infrastructure and Public Works	285,265	16-Mar-18	285,265	0	285,265
COMMISSIONER OF INCOME TAX	Transport, Infrastructure and Public Works	259,098	16-Mar-18	259,098	0	259,098
COMMISSIONER OF INCOME TAX	Transport, Infrastructure and Public Works	251,153	16-Mar-18	251,153	0	251,153
COMMISSIONER OF INCOME TAX	Transport, Infrastructure and Public Works	235,359	16-Mar-18	235,359	0	235,359
COMMISSIONER OF INCOME TAX	Transport, Infrastructure and Public Works	184,642	16-Mar-18	184,642	0	184,642
COMMISSIONER OF VAT	Transport, Infrastructure and Public Works	690,084	16-Mar-18	690,084	0	690,084
COMMISSIONER OF VAT	Transport, Infrastructure and Public Works	626,546	16-Mar-18	626,546	0	626,546
COMMISSIONER OF VAT	Transport, Infrastructure and Public Works	491,837	16-Mar-18	491,837	0	491,837
COMMISSIONER OF VAT	Transport, Infrastructure and Public Works	446,720	16-Mar-18	446,720	0	446,720
COMMISSIONER OF VAT	Transport, Infrastructure and Public Works	433,023	16-Mar-18	433,023	0	433,023
COMMISSIONER OF VAT	Transport, Infrastructure and Public Works	405,792	16-Mar-18	405,792	0	405,792
COMMISSIONER OF VAT	Transport, Infrastructure and Public Works	318,349	16-Mar-18	318,349	0	318,349

GRAZHEIM COMPANY LIMITED - TRNSDEVMAR1812 /	Transport, Infrastructure and Public Works	784,531	16-Mar-18	784,531	0	784,531
jamalulayl suppliers and construction limited - TRNSDEVMAR1811 /	Transport, Infrastructure and Public Works	837,178	16-Mar-18	837,178	0	837,178
jamalulayl suppliers and construction limited - TRNSDEVMAR1816 /	Transport, Infrastructure and Public Works	615,475	16-Mar-18	615,475	0	615,475
MUWAKI ENTERPRISES - TRNSDEVMAR1810 /	Transport, Infrastructure and Public Works	863,659	16-Mar-18	863,659	0	863,659
VALUE ENGINEERING CENTRE AND PARTNERS COMPANY LIMITED - TRNSDEVMAR1813 /	Transport, Infrastructure and Public Works	950,885	16-Mar-18	950,885	0	950,885
COMMISSIONER OF INCOME TAX	Transport, Infrastructure and Public Works	347,955	19-Mar-18	347,955	0	347,955
COMMISSIONER OF INCOME TAX	Transport, Infrastructure and Public Works	342,305	19-Mar-18	342,305	0	342,305
COMMISSIONER OF INCOME TAX	Transport, Infrastructure and Public Works	340,771	19-Mar-18	340,771	0	340,771
COMMISSIONER OF INCOME TAX	Transport, Infrastructure and Public Works	338,132	19-Mar-18	338,132	0	338,132
COMMISSIONER OF INCOME TAX	Transport, Infrastructure and Public Works	316,741	19-Mar-18	316,741	0	316,741
COMMISSIONER OF INCOME TAX	Transport, Infrastructure and Public Works	306,974	19-Mar-18	306,974	0	306,974
COMMISSIONER OF INCOME TAX	Transport, Infrastructure and Public Works	304,003	19-Mar-18	304,003	0	304,003
COMMISSIONER OF INCOME TAX	Transport, Infrastructure and Public Works	285,745	19-Mar-18	285,745	0	285,745
COMMISSIONER OF INCOME TAX	Transport, Infrastructure and Public Works	194,439	19-Mar-18	194,439	0	194,439
COMMISSIONER OF INCOME TAX	Transport, Infrastructure and Public Works	189,076	19-Mar-18	189,076	0	189,076
COMMISSIONER OF INCOME TAX	Transport, Infrastructure and Public Works	93,340	19-Mar-18	93,340	0	93,340
COMMISSIONER OF VAT	Transport, Infrastructure and Public Works	599,922	19-Mar-18	599,922	0	599,922
COMMISSIONER OF VAT	Transport, Infrastructure and Public Works	590,181	19-Mar-18	590,181	0	590,181
COMMISSIONER OF VAT	Transport, Infrastructure and Public Works	587,536	19-Mar-18	587,536	0	587,536
COMMISSIONER OF VAT	Transport, Infrastructure and Public Works	582,986	19-Mar-18	582,986	0	582,986
COMMISSIONER OF VAT	Transport, Infrastructure and Public Works	546,104	19-Mar-18	546,104	0	546,104
COMMISSIONER OF VAT	Transport, Infrastructure and Public Works	529,266	19-Mar-18	529,266	0	529,266
COMMISSIONER OF VAT	Transport, Infrastructure and Public Works	524,144	19-Mar-18	524,144	0	524,144
COMMISSIONER OF VAT	Transport, Infrastructure and Public Works	335,240	19-Mar-18	335,240	0	335,240

COMMISSIONER OF VAT	Transport, Infrastructure and Public Works	160,931	19-Mar-18	160,931	0	160,931
COXWELL EXPRESS CO. LTD - TRNSDEVMAR1829 /	Transport, Infrastructure and Public Works	311,133	19-Mar-18	311,133	0	311,133
GELMA AGENCIES LIMITED - TRNSDEVMAR1824 /	Transport, Infrastructure and Public Works	648,130	19-Mar-18	648,130	0	648,130
GRAZHEIM COMPANY LIMITED - TRNSDEVMAR1820 /	Transport, Infrastructure and Public Works	1,023,247	19-Mar-18	1,023,247	0	1,023,247
RIBU SERVICES KENYA - TRNSDEVMAR1821 /	Transport, Infrastructure and Public Works	1,013,345	19-Mar-18	1,013,345	0	1,013,345
SEAPORT OPERATIONS - TRNSDEVMAR1825 /	Transport, Infrastructure and Public Works	630,252	19-Mar-18	630,252	0	630,252
SUPERSERV LIMITED - TRNSDEVMAR1830 /	Transport, Infrastructure and Public Works	952,483	19-Mar-18	952,483	0	952,483
COMMISSIONER OF INCOME TAX	Transport, Infrastructure and Public Works	357,256	22-Mar-18	357,256	0	357,256
COMMISSIONER OF INCOME TAX	Transport, Infrastructure and Public Works	299,947	22-Mar-18	299,947	0	299,947
COMMISSIONER OF INCOME TAX	Transport, Infrastructure and Public Works	298,279	22-Mar-18	298,279	0	298,279
COMMISSIONER OF INCOME TAX	Transport, Infrastructure and Public Works	286,220	22-Mar-18	286,220	0	286,220
COMMISSIONER OF VAT	Transport, Infrastructure and Public Works	615,958	22-Mar-18	615,958	0	615,958
COMMISSIONER OF VAT	Transport, Infrastructure and Public Works	517,150	22-Mar-18	517,150	0	517,150
COMMISSIONER OF VAT	Transport, Infrastructure and Public Works	514,274	22-Mar-18	514,274	0	514,274
COMMISSIONER OF VAT	Transport, Infrastructure and Public Works	493,483	22-Mar-18	493,483	0	493,483
GRAZHEIM COMPANY LIMITED - TRNSDEVMAR1831 /	Transport, Infrastructure and Public Works	994,262	22-Mar-18	994,262	0	994,262
Mkawunganga And Sons Limited - TRNSDEVMAR1832 /	Transport, Infrastructure and Public Works	954,068	22-Mar-18	954,068	0	954,068
MUWAKI ENTERPRISES LIMITED - TRNSDEVMAR1833 /	Transport, Infrastructure and Public Works	999,824	22-Mar-18	999,824	0	999,824
REJOMAX HOLDINGS LIMITED - TRNSDEVMAR1834 /	Transport, Infrastructure and Public Works	1,190,853	22-Mar-18	1,190,853	0	1,190,853
jamalulayl suppliers and construction limited - TRNSDEVMAR184 /	Transport, Infrastructure and Public Works	1,050,207	10-Apr-18	1,050,207	0	1,050,207
MUWAKI ENTERPRISES - TRNSDEVMAR1823 /	Transport, Infrastructure and Public Works	1,127,106	10-Apr-18	1,127,106	0	1,127,106
MAJESTY CONSTRUCTION COMPANY LIMITED - TRNSDEVOCT173 /	Transport, Infrastructure and Public Works	2,134,158	23-Apr-18	2,134,158	0	2,134,158
FUSAM INVESTMENTS LIMITED - TRNSDEVMAY181 /	Transport, Infrastructure and Public Works	452,760	09-May-18	452,760	0	452,760
FUSAM INVESTMENTS LIMITED - TRNSDEVMAY182 /	Transport, Infrastructure and Public Works	541,160	09-May-18	541,160	0	541,160

FUSAM INVESTMENTS LIMITED - TRNSDEVMAY183 /	Transport, Infrastructure and Public Works	197,977	09-May-18	197,977	0	197,977
FUSAM INVESTMENTS LIMITED - TRNSDEVMAY184 /	Transport, Infrastructure and Public Works	546,794	09-May-18	546,794	0	546,794
COMMISSIONER OF INCOME TAX	Transport, Infrastructure and Public Works	374,489	11-May-18	374,489	0	374,489
COMMISSIONER OF INCOME TAX	Transport, Infrastructure and Public Works	164,038	11-May-18	164,038	0	164,038
COMMISSIONER OF INCOME TAX	Transport, Infrastructure and Public Works	162,348	11-May-18	162,348	0	162,348
COMMISSIONER OF INCOME TAX	Transport, Infrastructure and Public Works	135,828	11-May-18	135,828	0	135,828
COMMISSIONER OF INCOME TAX	Transport, Infrastructure and Public Works	59,393	11-May-18	59,393	0	59,393
COMMISSIONER OF VAT	Transport, Infrastructure and Public Works	282,824	11-May-18	282,824	0	282,824
COMMISSIONER OF VAT	Transport, Infrastructure and Public Works	279,911	11-May-18	279,911	0	279,911
COMMISSIONER OF VAT	Transport, Infrastructure and Public Works	234,186	11-May-18	234,186	0	234,186
COMMISSIONER OF VAT	Transport, Infrastructure and Public Works	102,402	11-May-18	102,402	0	102,402
M-CRAFT BUILDERS LTD - TRNSDEVMAY187 /	Transport, Infrastructure and Public Works	548,360	11-May-18	548,360	0	548,360
M-CRAFT BUILDERS LTD - TRNSDEVMAY188 /	Transport, Infrastructure and Public Works	201,754	11-May-18	201,754	0	201,754
COMMISSIONER OF INCOME TAX	Transport, Infrastructure and Public Works	164,508	16-May-18	164,508	0	164,508
COMMISSIONER OF INCOME TAX	Transport, Infrastructure and Public Works	60,526	16-May-18	60,526	0	60,526
COMMISSIONER OF VAT	Transport, Infrastructure and Public Works	283,635	16-May-18	283,635	0	283,635
COMMISSIONER OF VAT	Transport, Infrastructure and Public Works	104,356	16-May-18	104,356	0	104,356
COMMISSIONER OF INCOME TAX	Transport, Infrastructure and Public Works	293,718	30-May-18	293,718	0	293,718
COMMISSIONER OF INCOME TAX	Transport, Infrastructure and Public Works	229,367	30-May-18	229,367	0	229,367
COMMISSIONER OF INCOME TAX	Transport, Infrastructure and Public Works	169,523	30-May-18	169,523	0	169,523
COMMISSIONER OF VAT	Transport, Infrastructure and Public Works	506,410	30-May-18	506,410	0	506,410
COMMISSIONER OF VAT	Transport, Infrastructure and Public Works	395,460	30-May-18	395,460	0	395,460
COMMISSIONER OF VAT	Transport, Infrastructure and Public Works	292,282	30-May-18	292,282	0	292,282
MAJESTY CONSTRUCTION COMPANY LIMITED - TRNSDEVJAN1816 /	Transport, Infrastructure and Public Works	499,997	30-May-18	499,997	0	499,997

Mkawunganga And Sons Limited - TRNSDEVMAY1817 /	Transport, Infrastructure and Public Works	764,556	30-May-18	764,556	0	764,556
MUWAKI ENTERPRISES LIMITED - TRNSDEVMAY1816 /	Transport, Infrastructure and Public Works	565,078	30-May-18	565,078	0	565,078
MUWAKI ENTERPRISES LIMITED - TRNSDEVMAY1826 /	Transport, Infrastructure and Public Works	638,535	30-May-18	638,535	0	638,535
RIBU SERVICES KENYA - TRNSDEVMAY1815 /	Transport, Infrastructure and Public Works	979,060	30-May-18	979,060	0	979,060
Salmara Company Suppliers - TRNSDEVMAY1825 /	Transport, Infrastructure and Public Works	619,092	30-May-18	619,092	0	619,092
Bafagih Construction Limited - TRNSDEVMAY1835 /	Transport, Infrastructure and Public Works	383,805	31-May-18	383,805	0	383,805
COMMISSIONER OF INCOME TAX	Transport, Infrastructure and Public Works	356,192	31-May-18	356,192	0	356,192
COMMISSIONER OF INCOME TAX	Transport, Infrastructure and Public Works	347,750	31-May-18	347,750	0	347,750
COMMISSIONER OF INCOME TAX	Transport, Infrastructure and Public Works	268,997	31-May-18	268,997	0	268,997
COMMISSIONER OF INCOME TAX	Transport, Infrastructure and Public Works	217,973	31-May-18	217,973	0	217,973
COMMISSIONER OF INCOME TAX	Transport, Infrastructure and Public Works	216,306	31-May-18	216,306	0	216,306
COMMISSIONER OF INCOME TAX	Transport, Infrastructure and Public Works	191,561	31-May-18	191,561	0	191,561
COMMISSIONER OF INCOME TAX	Transport, Infrastructure and Public Works	185,728	31-May-18	185,728	0	185,728
COMMISSIONER OF INCOME TAX	Transport, Infrastructure and Public Works	119,889	31-May-18	119,889	0	119,889
COMMISSIONER OF INCOME TAX	Transport, Infrastructure and Public Works	115,142	31-May-18	115,142	0	115,142
COMMISSIONER OF VAT	Transport, Infrastructure and Public Works	599,568	31-May-18	599,568	0	599,568
COMMISSIONER OF VAT	Transport, Infrastructure and Public Works	463,787	31-May-18	463,787	0	463,787
COMMISSIONER OF VAT	Transport, Infrastructure and Public Works	375,815	31-May-18	375,815	0	375,815
COMMISSIONER OF VAT	Transport, Infrastructure and Public Works	372,942	31-May-18	372,942	0	372,942
COMMISSIONER OF VAT	Transport, Infrastructure and Public Works	330,277	31-May-18	330,277	0	330,277
COMMISSIONER OF VAT	Transport, Infrastructure and Public Works	320,220	31-May-18	320,220	0	320,220
COMMISSIONER OF VAT	Transport, Infrastructure and Public Works	206,705	31-May-18	206,705	0	206,705
COMMISSIONER OF VAT	Transport, Infrastructure and Public Works	198,520	31-May-18	198,520	0	198,520
Kisowe Suppliers Limited - TRNSDEVMAY1827 /	Transport, Infrastructure and Public Works	399,630	31-May-18	399,630	0	399,630

PEMACA ENTERPRISES - TRNSDEVMAY1832 /	Transport, Infrastructure and Public Works	896,656	31-May-18	896,656	0	896,656
REJOMAX HOLDINGS LIMITED - TRNSDEVMAY1828 /	Transport, Infrastructure and Public Works	726,577	31-May-18	726,577	0	726,577
SUPERSERV LIMITED - TRNSDEVMAY1833 /	Transport, Infrastructure and Public Works	1,187,306	31-May-18	1,187,306	0	1,187,306
TAWFIQ MOHAMED SALIM AND COMPANY LIMITED - TRNSDEVMAY1830 /	Transport, Infrastructure and Public Works	721,021	31-May-18	721,021	0	721,021
BUTULAAH ENTERPRISES LIMITED - TRNSDEVJUN189 /	Transport, Infrastructure and Public Works	396,068	04-Jun-18	396,068	0	396,068
COMMISSIONER OF INCOME TAX	Transport, Infrastructure and Public Works	137,805	04-Jun-18	137,805	0	137,805
COMMISSIONER OF VAT	Transport, Infrastructure and Public Works	807,798	04-Jun-18	807,798	0	807,798
COMMISSIONER OF VAT	Transport, Infrastructure and Public Works	237,595	04-Jun-18	237,595	0	237,595
COMMISSIONER OF VAT	Transport, Infrastructure and Public Works	211,810	04-Jun-18	211,810	0	211,810
COMMISSIONER OF VAT	Transport, Infrastructure and Public Works	204,863	04-Jun-18	204,863	0	204,863
DIKCO LIMITED - TRNSDEVJUN188 /	Transport, Infrastructure and Public Works	459,350	04-Jun-18	459,350	0	459,350
COMMISSIONER OF INCOME TAX	Transport, Infrastructure and Public Works	354,050	05-Jun-18	354,050	0	354,050
COMMISSIONER OF INCOME TAX	Transport, Infrastructure and Public Works	303,189	05-Jun-18	303,189	0	303,189
COMMISSIONER OF INCOME TAX	Transport, Infrastructure and Public Works	253,717	05-Jun-18	253,717	0	253,717
COMMISSIONER OF INCOME TAX	Transport, Infrastructure and Public Works	234,864	05-Jun-18	234,864	0	234,864
COMMISSIONER OF INCOME TAX	Transport, Infrastructure and Public Works	216,012	05-Jun-18	216,012	0	216,012
COMMISSIONER OF INCOME TAX	Transport, Infrastructure and Public Works	208,439	05-Jun-18	208,439	0	208,439
COMMISSIONER OF INCOME TAX	Transport, Infrastructure and Public Works	77,879	05-Jun-18	77,879	0	77,879
COMMISSIONER OF INCOME TAX	Transport, Infrastructure and Public Works	33,342	05-Jun-18	33,342	0	33,342
COMMISSIONER OF VAT	Transport, Infrastructure and Public Works	522,740	05-Jun-18	522,740	0	522,740
COMMISSIONER OF VAT	Transport, Infrastructure and Public Works	404,937	05-Jun-18	404,937	0	404,937
COMMISSIONER OF VAT	Transport, Infrastructure and Public Works	372,434	05-Jun-18	372,434	0	372,434
COMMISSIONER OF VAT	Transport, Infrastructure and Public Works	359,378	05-Jun-18	359,378	0	359,378
COMMISSIONER OF VAT	Transport, Infrastructure and Public Works	200,767	05-Jun-18	200,767	0	200,767

COMMISSIONER OF VAT	Transport, Infrastructure and Public Works	134,275	05-Jun-18	134,275	0	134,275
COMMISSIONER OF VAT	Transport, Infrastructure and Public Works	97,601	05-Jun-18	97,601	0	97,601
COMMISSIONER OF VAT	Transport, Infrastructure and Public Works	57,486	05-Jun-18	57,486	0	57,486
greatcom agencies - TRNSDEVJUN1814 /	Transport, Infrastructure and Public Works	694,798	05-Jun-18	694,798	0	694,798
jamalulayl suppliers and construction limited - TRNSDEVJUN1810 /	Transport, Infrastructure and Public Works	111,140	05-Jun-18	111,140	0	111,140
MISKI AND MASOUD CONSTRUCTIONS AND SUPPLIERS LTD - TRNSDEVJUN1819 /	Transport, Infrastructure and Public Works	782,879	05-Jun-18	782,879	0	782,879
PEMACA ENTERPRISES - TRNSDEVJUN1818 /	Transport, Infrastructure and Public Works	720,039	05-Jun-18	720,039	0	720,039
REJOMAX HOLDINGS LIMITED - TRNSDEVJUN1813 /	Transport, Infrastructure and Public Works	845,724	05-Jun-18	845,724	0	845,724
COMMISSIONER OF INCOME TAX	Transport, Infrastructure and Public Works	199,799	08-Jun-18	199,799	0	199,799
COMMISSIONER OF VAT	Transport, Infrastructure and Public Works	344,481	08-Jun-18	344,481	0	344,481
Mkawunganga And Sons Limited - TRNSDEVJAN1814 /	Transport, Infrastructure and Public Works	1,872,992	08-Jun-18	1,872,992	0	1,872,992
Mkawunganga And Sons Limited - TRNSDEVJUN1821 /	Transport, Infrastructure and Public Works	665,997	08-Jun-18	665,997	0	665,997
BAMBURI GIVING HOPE AGENCIES - TRNSDEVJUN1864 /	Transport, Infrastructure and Public Works	399,670	19-Jun-18	399,670	0	399,670
COMMISSIONER OF INCOME TAX	Transport, Infrastructure and Public Works	306,667	19-Jun-18	306,667	0	306,667
COMMISSIONER OF INCOME TAX	Transport, Infrastructure and Public Works	251,968	19-Jun-18	251,968	0	251,968
COMMISSIONER OF INCOME TAX	Transport, Infrastructure and Public Works	204,154	19-Jun-18	204,154	0	204,154
COMMISSIONER OF INCOME TAX	Transport, Infrastructure and Public Works	65,851	19-Jun-18	65,851	0	65,851
COMMISSIONER OF VAT	Transport, Infrastructure and Public Works	528,736	19-Jun-18	528,736	0	528,736
COMMISSIONER OF VAT	Transport, Infrastructure and Public Works	434,428	19-Jun-18	434,428	0	434,428
COMMISSIONER OF VAT	Transport, Infrastructure and Public Works	351,989	19-Jun-18	351,989	0	351,989
COMMISSIONER OF VAT	Transport, Infrastructure and Public Works	113,536	19-Jun-18	113,536	0	113,536
Hiba Construction Limited - TRNSDEVJUN1862 /	Transport, Infrastructure and Public Works	219,504	19-Jun-18	219,504	0	219,504
jamalulayl suppliers and construction limited - TRNSJUN1818 /	Transport, Infrastructure and Public Works	680,512	19-Jun-18	680,512	0	680,512
Salmara Company Suppliers - TRNSDEVJUN1865 /	Transport, Infrastructure and Public Works	1,022,223	19-Jun-18	1,022,223	0	1,022,223

VALUE ENGINEERING CENTRE AND PARTNERS COMPANY LIMITED - TRNSJUN1819 /	Transport, Infrastructure and Public Works	839,893	19-Jun-18	839,893	0	839,893
VALUE ENGINEERING CENTRE AND PARTNERS COMPANY LIMITED - TRNSJUN1820 /	Transport, Infrastructure and Public Works	839,893	19-Jun-18	839,893	0	839,893
Asmin Kher Construction (akc) Ltd - TRNSDEVJUN1823 /	Transport, Infrastructure and Public Works	396,683	20-Jun-18	396,683	0	396,683
CLASSIC BUILDING WORKS LIMITED - RMLDEVJUN1816 /	Transport, Infrastructure and Public Works	554,807	20-Jun-18	554,807	0	554,807
COMMISSIONER OF INCOME TAX	Transport, Infrastructure and Public Works	184,794	20-Jun-18	184,794	0	184,794
COMMISSIONER OF INCOME TAX	Transport, Infrastructure and Public Works	119,005	20-Jun-18	119,005	0	119,005
COMMISSIONER OF INCOME TAX	Transport, Infrastructure and Public Works	21,600	20-Jun-18	21,600	0	21,600
COMMISSIONER OF INCOME TAX	Transport, Infrastructure and Public Works	21,000	20-Jun-18	21,000	0	21,000
COMMISSIONER OF INCOME TAX	Transport, Infrastructure and Public Works	17,700	20-Jun-18	17,700	0	17,700
COMMISSIONER OF INCOME TAX	Transport, Infrastructure and Public Works	12,600	20-Jun-18	12,600	0	12,600
COMMISSIONER OF INCOME TAX	Transport, Infrastructure and Public Works	12,000	20-Jun-18	12,000	0	12,000
COMMISSIONER OF INCOME TAX	Transport, Infrastructure and Public Works	12,000	20-Jun-18	12,000	0	12,000
COMMISSIONER OF INCOME TAX	Transport, Infrastructure and Public Works	9,900	20-Jun-18	9,900	0	9,900
COMMISSIONER OF VAT	Transport, Infrastructure and Public Works	759,558	20-Jun-18	759,558	0	759,558
COMMISSIONER OF VAT	Transport, Infrastructure and Public Works	444,032	20-Jun-18	444,032	0	444,032
COMMISSIONER OF VAT	Transport, Infrastructure and Public Works	318,610	20-Jun-18	318,610	0	318,610
COMMISSIONER OF VAT	Transport, Infrastructure and Public Works	205,181	20-Jun-18	205,181	0	205,181
COMMISSIONER OF VAT	Transport, Infrastructure and Public Works	20,690	20-Jun-18	20,690	0	20,690
DOLPHIN GLOBAL VENTURES LIMITED - RMLDEVJUN183 /	Transport, Infrastructure and Public Works	553,467	20-Jun-18	553,467	0	553,467
GRAZHEIM COMPANY LIMITED - RMLDEVJUN1819 /	Transport, Infrastructure and Public Works	854,879	20-Jun-18	854,879	0	854,879
GROOVE VIEW LIMITED - RMLDEVJUN1817 /	Transport, Infrastructure and Public Works	581,236	20-Jun-18	581,236	0	581,236
Hiba Construction Limited - RMLDEVJUN1821 /	Transport, Infrastructure and Public Works	426,606	20-Jun-18	426,606	0	426,606
KINGSLEY CONSTRUCTION COMPANY LTD - RMLDEVJUN1810 /	Transport, Infrastructure and Public Works	654,306	20-Jun-18	654,306	0	654,306
MAXMIKA INVESTMENTS LIMITED - RMLDEVJUN1814 /	Transport, Infrastructure and Public Works	478,032	20-Jun-18	478,032	0	478,032

Mkawunganga And Sons Limited - RMLDEVJUN1820 /	Transport, Infrastructure and Public Works	966,800	20-Jun-18	966,800	0	966,800
Mkawunganga And Sons Limited - TRNSJUN1833 /	Transport, Infrastructure and Public Works	615,979	20-Jun-18	615,979	0	615,979
MUWAKI ENTERPRISES LIMITED - RMLDEVJUN184 /	Transport, Infrastructure and Public Works	681,247	20-Jun-18	681,247	0	681,247
MUWAKI ENTERPRISES LIMITED - TRNSDEVJUN1825 /	Transport, Infrastructure and Public Works	858,462	20-Jun-18	858,462	0	858,462
PEMACA ENTERPRISES - RMLDEVJUN1812 /	Transport, Infrastructure and Public Works	467,091	20-Jun-18	467,091	0	467,091
RIBU SERVICES KENYA - RMLDEVJUN189 /	Transport, Infrastructure and Public Works	849,912	20-Jun-18	849,912	0	849,912
Salmara Company Suppliers - RMLDEVJUN1813 /	Transport, Infrastructure and Public Works	905,249	20-Jun-18	905,249	0	905,249
SEAPORT OPERATIONS - RMLDEVJUN185 /	Transport, Infrastructure and Public Works	727,246	20-Jun-18	727,246	0	727,246
SHAIAM ENTERPRISES - RMLDEVJUN186 /	Transport, Infrastructure and Public Works	467,110	20-Jun-18	467,110	0	467,110
SUPERSERV LIMITED - RMLDEVJUN1818 /	Transport, Infrastructure and Public Works	645,692	20-Jun-18	645,692	0	645,692
TAWFIQ MOHAMED SALIM AND COMPANY LIMITED - RMLDEVJUN1815 /	Transport, Infrastructure and Public Works	902,530	20-Jun-18	902,530	0	902,530
SKYDOME INVEST LIMITED - RMLDEVJUN1820 /	Transport, Infrastructure and Public Works	421,275	21-Jun-18	421,275	0	421,275
SWIPPEZ ENTERPRISES - TRNSDEVJUN1866 /	Transport, Infrastructure and Public Works	362,740	21-Jun-18	362,740	0	362,740
RIBU SERVICES KENYA - TRNSDEVJAN1819 /	Transport, Infrastructure and Public Works	1,481,604	22-Jun-18	1,481,604	0	1,481,604
SCANJET CONSTRUCTION LTD - TRNSDEVDEC176 /	Transport, Infrastructure and Public Works	1,561,108	22-Jun-18	1,561,108	0	1,561,108
EINS CONSTRUCTION AND SUPPLIES LIMITED - FINDEVDEC175 /	Transport, Infrastructure and Public Works	1,334,163	27-Jun-18	1,334,163	0	1,334,163
GRAZHEIM COMPANY LIMITED - TRNSDEVMAR185 /	Transport, Infrastructure and Public Works	1,275,872	27-Jun-18	1,275,872	0	1,275,872
jamalulayl suppliers and construction limited - TRNSDEVMAR1822 /	Transport, Infrastructure and Public Works	1,055,802	27-Jun-18	1,055,802	0	1,055,802
VALUE ENGINEERING CENTRE AND PARTNERS COMPANY LIMITED - TRNSDEVJUN1824 /	Transport, Infrastructure and Public Works	1,468,479	27-Jun-18	1,468,479	0	1,468,479
COMMISSIONER OF INCOME TAX	Transport, Infrastructure and Public Works	119,970	28-Jun-18	119,970	0	119,970
COMMISSIONER OF INCOME TAX	Transport, Infrastructure and Public Works	506,380	29-Jun-18	506,380	0	506,380
COMMISSIONER OF INCOME TAX	Transport, Infrastructure and Public Works	469,470	29-Jun-18	469,470	0	469,470
COMMISSIONER OF INCOME TAX	Transport, Infrastructure and Public Works	380,661	29-Jun-18	380,661	0	380,661
COMMISSIONER OF INCOME TAX	Transport, Infrastructure and Public Works	378,895	29-Jun-18	378,895	0	378,895

COMMISSIONER OF INCOME TAX	Transport, Infrastructure and Public Works	353,338	29-Jun-18	353,338	0	353,338
COMMISSIONER OF INCOME TAX	Transport, Infrastructure and Public Works	349,435	29-Jun-18	349,435	0	349,435
COMMISSIONER OF INCOME TAX	Transport, Infrastructure and Public Works	345,516	29-Jun-18	345,516	0	345,516
COMMISSIONER OF INCOME TAX	Transport, Infrastructure and Public Works	344,006	29-Jun-18	344,006	0	344,006
COMMISSIONER OF INCOME TAX	Transport, Infrastructure and Public Works	343,687	29-Jun-18	343,687	0	343,687
COMMISSIONER OF INCOME TAX	Transport, Infrastructure and Public Works	327,377	29-Jun-18	327,377	0	327,377
COMMISSIONER OF INCOME TAX	Transport, Infrastructure and Public Works	276,677	29-Jun-18	276,677	0	276,677
COMMISSIONER OF INCOME TAX	Transport, Infrastructure and Public Works	224,285	29-Jun-18	224,285	0	224,285
COMMISSIONER OF INCOME TAX	Transport, Infrastructure and Public Works	160,349	29-Jun-18	160,349	0	160,349
COMMISSIONER OF INCOME TAX	Transport, Infrastructure and Public Works	145,261	29-Jun-18	145,261	0	145,261
COMMISSIONER OF VAT	Transport, Infrastructure and Public Works	873,068	29-Jun-18	873,068	0	873,068
COMMISSIONER OF VAT	Transport, Infrastructure and Public Works	656,313	29-Jun-18	656,313	0	656,313
COMMISSIONER OF VAT	Transport, Infrastructure and Public Works	653,268	29-Jun-18	653,268	0	653,268
COMMISSIONER OF VAT	Transport, Infrastructure and Public Works	595,717	29-Jun-18	595,717	0	595,717
COMMISSIONER OF VAT	Transport, Infrastructure and Public Works	593,113	29-Jun-18	593,113	0	593,113
COMMISSIONER OF VAT	Transport, Infrastructure and Public Works	592,564	29-Jun-18	592,564	0	592,564
COMMISSIONER OF VAT	Transport, Infrastructure and Public Works	502,661	29-Jun-18	502,661	0	502,661
COMMISSIONER OF VAT	Transport, Infrastructure and Public Works	477,029	29-Jun-18	477,029	0	477,029
COMMISSIONER OF VAT	Transport, Infrastructure and Public Works	386,698	29-Jun-18	386,698	0	386,698
COMMISSIONER OF VAT	Transport, Infrastructure and Public Works	385,110	29-Jun-18	385,110	0	385,110
COMMISSIONER OF VAT	Transport, Infrastructure and Public Works	276,464	29-Jun-18	276,464	0	276,464
COMMISSIONER OF VAT	Transport, Infrastructure and Public Works	250,450	29-Jun-18	250,450	0	250,450
EINS CONSTRUCTION AND SUPPLIES LIMITED - TRNSDEVJUN18100 /	Transport, Infrastructure and Public Works	534,498	29-Jun-18	534,498	0	534,498
EINS CONSTRUCTION AND SUPPLIES LIMITED - TRNSDEVJUN1895 /	Transport, Infrastructure and Public Works	1,151,720	29-Jun-18	1,151,720	0	1,151,720

EINS CONSTRUCTION AND SUPPLIES LIMITED - TRNSDEVJUN1896 /	Transport, Infrastructure and Public Works	922,256	29-Jun-18	922,256	0	922,256
EINS CONSTRUCTION AND SUPPLIES LIMITED - TRNSDEVJUN1899 /	Transport, Infrastructure and Public Works	1,146,685	29-Jun-18	1,146,685	0	1,146,685
GRAZHEIM COMPANY LIMITED - TRNSDEVJUN1883 /	Transport, Infrastructure and Public Works	1,262,985	29-Jun-18	1,262,985	0	1,262,985
GRAZHEIM COMPANY LIMITED - TRNSDEVJUN1884 /	Transport, Infrastructure and Public Works	1,268,871	29-Jun-18	1,268,871	0	1,268,871
GROOVE VIEW LIMITED - TRNSDEVJUN1887 /	Transport, Infrastructure and Public Works	1,687,932	29-Jun-18	1,687,932	0	1,687,932
GROOVE VIEW LIMITED - TRNSDEVJUN1890 /	Transport, Infrastructure and Public Works	744,546	29-Jun-18	744,546	0	744,546
jamalulayl suppliers and construction limited - TRNSDEVJUN1882 /	Transport, Infrastructure and Public Works	484,203	29-Jun-18	484,203	0	484,203
MAXMIKA INVESTMENTS LIMITED - TRNSDEVJUN1885 /	Transport, Infrastructure and Public Works	1,091,258	29-Jun-18	1,091,258	0	1,091,258
MAXMIKA INVESTMENTS LIMITED - TRNSDEVJUN1886 /	Transport, Infrastructure and Public Works	1,164,783	29-Jun-18	1,164,783	0	1,164,783
Mkawunganga And Sons Limited - TRNSDEVJUN1888 /	Transport, Infrastructure and Public Works	971,812	29-Jun-18	971,812	0	971,812
Mkawunganga And Sons Limited - TRNSDEVJUN1889 /	Transport, Infrastructure and Public Works	1,177,794	29-Jun-18	1,177,794	0	1,177,794
SUPERSERV LIMITED - TRNSDEVJUN1894 /	Transport, Infrastructure and Public Works	1,564,900	29-Jun-18	1,564,900	0	1,564,900
zunakhsa investments limited - RMLDEVJUN1846 /	Transport, Infrastructure and Public Works	478,793	29-Jun-18	478,793	0	478,793
zunakhsa investments limited - TRNSDEVJUN1897 /	Transport, Infrastructure and Public Works	1,145,623	29-Jun-18	1,145,623	0	1,145,623
zunakhsa investments limited - TRNSDEVJUN1898 /	Transport, Infrastructure and Public Works	747,616	29-Jun-18	747,616	0	747,616
COMMISSIONER OF INCOME TAX	Transport, Infrastructure and Public Works	435,839	30-Jun-18	435,839	0	435,839
COMMISSIONER OF INCOME TAX	Transport, Infrastructure and Public Works	415,854	30-Jun-18	415,854	0	415,854
COMMISSIONER OF INCOME TAX	Transport, Infrastructure and Public Works	403,642	30-Jun-18	403,642	0	403,642
COMMISSIONER OF INCOME TAX	Transport, Infrastructure and Public Works	372,197	30-Jun-18	372,197	0	372,197
COMMISSIONER OF INCOME TAX	Transport, Infrastructure and Public Works	324,802	30-Jun-18	324,802	0	324,802
COMMISSIONER OF INCOME TAX	Transport, Infrastructure and Public Works	321,868	30-Jun-18	321,868	0	321,868
COMMISSIONER OF INCOME TAX	Transport, Infrastructure and Public Works	320,538	30-Jun-18	320,538	0	320,538
COMMISSIONER OF INCOME TAX	Transport, Infrastructure and Public Works	317,735	30-Jun-18	317,735	0	317,735
COMMISSIONER OF INCOME TAX	Transport, Infrastructure and Public Works	302,318	30-Jun-18	302,318	0	302,318

COMMISSIONER OF INCOME TAX	Transport, Infrastructure and Public Works	285,043	30-Jun-18	285,043	0	285,043
COMMISSIONER OF INCOME TAX	Transport, Infrastructure and Public Works	268,945	30-Jun-18	268,945	0	268,945
COMMISSIONER OF INCOME TAX	Transport, Infrastructure and Public Works	263,043	30-Jun-18	263,043	0	263,043
COMMISSIONER OF INCOME TAX	Transport, Infrastructure and Public Works	227,375	30-Jun-18	227,375	0	227,375
COMMISSIONER OF INCOME TAX	Transport, Infrastructure and Public Works	203,346	30-Jun-18	203,346	0	203,346
COMMISSIONER OF INCOME TAX	Transport, Infrastructure and Public Works	185,830	30-Jun-18	185,830	0	185,830
COMMISSIONER OF INCOME TAX	Transport, Infrastructure and Public Works	174,853	30-Jun-18	174,853	0	174,853
COMMISSIONER OF INCOME TAX	Transport, Infrastructure and Public Works	166,185	30-Jun-18	166,185	0	166,185
COMMISSIONER OF INCOME TAX	Transport, Infrastructure and Public Works	118,536	30-Jun-18	118,536	0	118,536
COMMISSIONER OF INCOME TAX	Transport, Infrastructure and Public Works	109,872	30-Jun-18	109,872	0	109,872
COMMISSIONER OF INCOME TAX	Transport, Infrastructure and Public Works	107,470	30-Jun-18	107,470	0	107,470
COMMISSIONER OF INCOME TAX	Transport, Infrastructure and Public Works	95,173	30-Jun-18	95,173	0	95,173
COMMISSIONER OF INCOME TAX	Transport, Infrastructure and Public Works	88,890	30-Jun-18	88,890	0	88,890
COMMISSIONER OF VAT	Transport, Infrastructure and Public Works	716,990	30-Jun-18	716,990	0	716,990
COMMISSIONER OF VAT	Transport, Infrastructure and Public Works	695,934	30-Jun-18	695,934	0	695,934
COMMISSIONER OF VAT	Transport, Infrastructure and Public Works	641,719	30-Jun-18	641,719	0	641,719
COMMISSIONER OF VAT	Transport, Infrastructure and Public Works	560,003	30-Jun-18	560,003	0	560,003
COMMISSIONER OF VAT	Transport, Infrastructure and Public Works	554,944	30-Jun-18	554,944	0	554,944
COMMISSIONER OF VAT	Transport, Infrastructure and Public Works	547,819	30-Jun-18	547,819	0	547,819
COMMISSIONER OF VAT	Transport, Infrastructure and Public Works	521,238	30-Jun-18	521,238	0	521,238
COMMISSIONER OF VAT	Transport, Infrastructure and Public Works	491,454	30-Jun-18	491,454	0	491,454
COMMISSIONER OF VAT	Transport, Infrastructure and Public Works	463,698	30-Jun-18	463,698	0	463,698
COMMISSIONER OF VAT	Transport, Infrastructure and Public Works	453,522	30-Jun-18	453,522	0	453,522
COMMISSIONER OF VAT	Transport, Infrastructure and Public Works	301,471	30-Jun-18	301,471	0	301,471

COMMISSIONER OF VAT	Transport, Infrastructure and Public Works	286,525	30-Jun-18	286,525	0	286,525
COMMISSIONER OF VAT	Transport, Infrastructure and Public Works	206,638	30-Jun-18	206,638	0	206,638
COMMISSIONER OF VAT	Transport, Infrastructure and Public Works	189,435	30-Jun-18	189,435	0	189,435
COMMISSIONER OF VAT	Transport, Infrastructure and Public Works	185,293	30-Jun-18	185,293	0	185,293
COMMISSIONER OF VAT	Transport, Infrastructure and Public Works	164,091	30-Jun-18	164,091	0	164,091
COMMISSIONER OF VAT	Transport, Infrastructure and Public Works	153,259	30-Jun-18	153,259	0	153,259
COMMISSIONER OF VAT	Transport, Infrastructure and Public Works	119,181	30-Jun-18	119,181	0	119,181
COMMISSIONER OF VAT	Transport, Infrastructure and Public Works	85,907	30-Jun-18	85,907	0	85,907
COXWELL EXPRESS CO. LTD - TRNSDEVJUN18119 /	Transport, Infrastructure and Public Works	1,072,892	30-Jun-18	1,072,892	0	1,072,892
EINS CONSTRUCTION AND SUPPLIES LIMITED - TRNSDEVJUN18103 /	Transport, Infrastructure and Public Works	950,144	30-Jun-18	950,144	0	950,144
EINS CONSTRUCTION AND SUPPLIES LIMITED - TRNSDEVJUN18107 /	Transport, Infrastructure and Public Works	1,007,726	30-Jun-18	1,007,726	0	1,007,726
EINS CONSTRUCTION AND SUPPLIES LIMITED - TRNSDEVJUN18108 /	Transport, Infrastructure and Public Works	1,386,180	30-Jun-18	1,386,180	0	1,386,180
Emax Bros Superways Generations Ltd - RMLDEVJUN1856 /	Transport, Infrastructure and Public Works	598,206	30-Jun-18	598,206	0	598,206
GRAZHEIM COMPANY LIMITED - TRNSDEVJUN18112 /	Transport, Infrastructure and Public Works	1,059,116	30-Jun-18	1,059,116	0	1,059,116
GROOVE VIEW LIMITED - TRNSDEVJUN18123 /	Transport, Infrastructure and Public Works	1,082,673	30-Jun-18	1,082,673	0	1,082,673
jamalulayl suppliers and construction limited - TRNSDEVJUN18110 /	Transport, Infrastructure and Public Works	230,416	30-Jun-18	230,416	0	230,416
jamalulayl suppliers and construction limited - TRNSDEVJUN18118 /	Transport, Infrastructure and Public Works	582,843	30-Jun-18	582,843	0	582,843
KASAMBA ENTERPRISES LTD - TRNSDEVJUN18117 /	Transport, Infrastructure and Public Works	677,821	30-Jun-18	677,821	0	677,821
KINGSLEY CONSTRUCTION COMPANY LTD - RMLDEVJUN1834 /	Transport, Infrastructure and Public Works	231,265	30-Jun-18	231,265	0	231,265
MAXMIKA INVESTMENTS LIMITED - RMLDEVJUN1838 /	Transport, Infrastructure and Public Works	209,635	30-Jun-18	209,635	0	209,635
Mkawunganga And Sons Limited - TRNSDEVJUN18113 /	Transport, Infrastructure and Public Works	1,240,658	30-Jun-18	1,240,658	0	1,240,658
Mkawunganga And Sons Limited - TRNSDEVJUN18121 /	Transport, Infrastructure and Public Works	296,300	30-Jun-18	296,300	0	296,300
MUUNRAHMAN ENTERPRISES - RMLDEVJUN1855 /	Transport, Infrastructure and Public Works	600,717	30-Jun-18	600,717	0	600,717
MUWAKI ENTERPRISES LIMITED - TRNSDEVJUN18120 /	Transport, Infrastructure and Public Works	317,243	30-Jun-18	317,243	0	317,243

PEMACA ENTERPRISES - RMLDEVJUN1828 /	Transport, Infrastructure and Public Works	187,129	30-Jun-18	187,129	0	187,129
RED GRANITE ENTERPRISES LTD - TRNSDEVJUN181101 /	Transport, Infrastructure and Public Works	398,383	30-Jun-18	398,383	0	398,383
REJOMAX HOLDINGS LIMITED - TRNSDEVJUN18114 /	Transport, Infrastructure and Public Works	358,233	30-Jun-18	358,233	0	358,233
REJOMAX HOLDINGS LIMITED - TRNSDEVJUN18116 /	Transport, Infrastructure and Public Works	553,949	30-Jun-18	553,949	0	553,949
REJOMAX HOLDINGS LIMITED - TRNSDEVJUN18225 /	Transport, Infrastructure and Public Works	896,483	30-Jun-18	896,483	0	896,483
REJOMAX HOLDINGS LIMITED - TRNSDEVJUN18225 /	Transport, Infrastructure and Public Works	896,483	30-Jun-18	896,483	0	896,483
RIBU SERVICES KENYA - RMLDEVJUN1836 /	Transport, Infrastructure and Public Works	573,496	30-Jun-18	573,496	0	573,496
RIBU SERVICES KENYA - TRNSDEVJUN18102 /	Transport, Infrastructure and Public Works	1,345,473	30-Jun-18	1,345,473	0	1,345,473
RIBU SERVICES KENYA - TRNSDEVJUN18106 /	Transport, Infrastructure and Public Works	876,809	30-Jun-18	876,809	0	876,809
Salmara Company Suppliers - RMLDEVJUN1831 /	Transport, Infrastructure and Public Works	545,225	30-Jun-18	545,225	0	545,225
Salmara Company Suppliers - RMLDEVJUN1835 /	Transport, Infrastructure and Public Works	1,461,498	30-Jun-18	1,461,498	0	1,461,498
Samkon Construction And Civil Engineering Co. Limited - RMLDEVJUN18215 /	Transport, Infrastructure and Public Works	621,620	30-Jun-18	621,620	0	621,620
SEAPORT OPERATIONS - TRNSDEVJUN18104 /	Transport, Infrastructure and Public Works	757,915	30-Jun-18	757,915	0	757,915
SEAPORT OPERATIONS - TRNSDEVJUN18105 /	Transport, Infrastructure and Public Works	1,068,460	30-Jun-18	1,068,460	0	1,068,460
SEAPORT OPERATIONS - TRNSDEVJUN18111 /	Transport, Infrastructure and Public Works	619,432	30-Jun-18	619,432	0	619,432
SHAIAM ENTERPRISES - RMLDEVJUN1833 /	Transport, Infrastructure and Public Works	241,950	30-Jun-18	241,950	0	241,950
STUNNAR INVESTMENTS LTD - TRNSDEVJUN181111 /	Transport, Infrastructure and Public Works	395,120	30-Jun-18	395,120	0	395,120
SUPERSERV LIMITED - TRNSDEVJUN18101 /	Transport, Infrastructure and Public Works	1,452,796	30-Jun-18	1,452,796	0	1,452,796
TAWFIQ MOHAMED SALIM AND COMPANY LIMITED - RMLDEVJUN1829 /	Transport, Infrastructure and Public Works	723,760	30-Jun-18	723,760	0	723,760
TAWFIQ MOHAMED SALIM AND COMPANY LIMITED - TRNSDEVJUN18115 /	Transport, Infrastructure and Public Works	366,240	30-Jun-18	366,240	0	366,240
VALUE ENGINEERING CENTRE AND PARTNERS COMPANY LIMITED - RMLDEVJUN1830 /	Transport, Infrastructure and Public Works	532,587	30-Jun-18	532,587	0	532,587
VALUE ENGINEERING CENTRE AND PARTNERS COMPANY LIMITED - TRNSDEVJUN18109 /	Transport, Infrastructure and Public Works	166,087	30-Jun-18	166,087	0	166,087
ZIATEC ENTERPRISES - RMLDEVJUN1832 /	Transport, Infrastructure and Public Works	738,004	30-Jun-18	738,004	0	738,004
zunakhsa investments limited - RMLDEVJUN1827 /	Transport, Infrastructure and Public Works	58,555	30-Jun-18	58,555	0	58,555

COLGER INVESTMENTS LIMITED - RMLDEVJUN182 /	Transport, Infrastructure and Public Works	229,981	13-Jul-18	229,981	0	229,981
ZIATEC ENTERPRISES - RMLDEVJUN181 /	Transport, Infrastructure and Public Works	110,206	13-Jul-18	110,206	0	110,206
EINS CONSTRUCTION AND SUPPLIES LIMITED - TRNSDEVJAN1815 /	Transport, Infrastructure and Public Works	1,141,551	30-Jul-18	1,141,551	0	1,141,551
GRAZHEIM COMPANY LIMITED - TRNSDEVJAN1826 /	Transport, Infrastructure and Public Works	1,149,255	30-Jul-18	1,149,255	0	1,149,255
GRAZHEIM COMPANY LIMITED - TRNSDEVMAR1828 /	Transport, Infrastructure and Public Works	1,141,017	30-Jul-18	1,141,017	0	1,141,017
GRAZHEIM COMPANY LIMITED - TRNSDEVMAY1831 /	Transport, Infrastructure and Public Works	1,159,166	30-Jul-18	1,159,166	0	1,159,166
MAXMIKA INVESTMENTS LIMITED - TRNSDEVJUN1816 /	Transport, Infrastructure and Public Works	1,180,167	30-Jul-18	1,180,167	0	1,180,167
Mkawunganga And Sons Limited - TRNSDEVDEC173 /	Transport, Infrastructure and Public Works	1,249,193	30-Jul-18	1,249,193	0	1,249,193
Mkawunganga And Sons Limited - TRNSDEVMAR1826 /	Transport, Infrastructure and Public Works	1,135,902	30-Jul-18	1,135,902	0	1,135,902
REJOMAX HOLDINGS LIMITED - TRNSDEVNOV1720 /	Transport, Infrastructure and Public Works	1,130,511	30-Jul-18	1,130,511	0	1,130,511
SEAPORT OPERATIONS - TRNSDEVMAR186 /	Transport, Infrastructure and Public Works	1,201,466	30-Jul-18	1,201,466	0	1,201,466
TAWFIQ MOHAMED SALIM AND COMPANY LIMITED - TRNSDEVMAR1814 /	Transport, Infrastructure and Public Works	1,211,321	30-Jul-18	1,211,321	0	1,211,321
VIGELLO AND GELLO LIMITED - TRNSDEVMAY185 /	Transport, Infrastructure and Public Works	1,248,295	30-Jul-18	1,248,295	0	1,248,295
Dhinoorain Suppliers Limited	Transport, Infrastructure and Public Works	3,788,362	31-Jul-18	3,788,362	0	3,788,362
Mkawunganga And Sons Limited	Transport, Infrastructure and Public Works	5,040,406	31-Jul-18	5,040,406	0	5,040,406
REJOMAX HOLDINGS LIMITED - TRNSDEVMAR1827 /	Transport, Infrastructure and Public Works	1,159,849	31-Jul-18	1,159,849	0	1,159,849
Skynest Investments	Transport, Infrastructure and Public Works	642,793	31-Jul-18	642,793	0	642,793
Mkawunganga And Sons Limited	Transport, Infrastructure and Public Works	8,115,251	21-Dec-18		8,115,251	
GRAZHEIM COMPANY LIMITED	Transport, Infrastructure and Public Works	2,627,647	27-Feb-19		2,627,647	
Emax Bros Superways Generations Ltd	Transport, Infrastructure and Public Works	493,246	20-May-19		493,246	
DAECO CONSTRUCTION LTD	Transport, Infrastructure and Public Works	1,640,880	22-May-19		1,640,880	
GRAZHEIM COMPANY LIMITED	Transport, Infrastructure and Public Works	10,133,280	22-May-19		10,133,280	
BAMBURI GIVING HOPE AGENCIES	Transport, Infrastructure and Public Works	4,227,147	24-May-19		4,227,147	
SHAIAM ENTERPRISES	Transport, Infrastructure and Public Works	5,032,286	20-Jun-19		5,032,286	

Emax Bros Superways Generations Ltd	Transport, Infrastructure and Public Works	3,182,994	25-Jun-19	3,182,994
Kay And K Investment (k) Limited	Transport, Infrastructure and Public Works	3,677,977	25-Jun-19	3,677,977
MAXMIKA INVESTMENTS LIMITED	Transport, Infrastructure and Public Works	8,686,210	25-Jun-19	8,686,210
SUPERSERV LIMITED	Transport, Infrastructure and Public Works	6,128,693	27-Jun-19	6,128,693
Vaken International Ltd	Transport, Infrastructure and Public Works	1,413,700	28-Jun-19	1,413,700
AMMO INVESTMENTS	Transport, Infrastructure and Public Works	908,412	30-Jun-19	908,412
Bado Raro General Enterpises ltd	Transport, Infrastructure and Public Works	6,161,569	30-Jun-19	6,161,569
Bado Raro General Enterpises ltd	Transport, Infrastructure and Public Works	2,409,240	30-Jun-19	2,409,240
Brickliner Enterprise Ltd	Transport, Infrastructure and Public Works	5,819,344	30-Jun-19	5,819,344
Cyrus Trading co. ltd	Transport, Infrastructure and Public Works	400,000	30-Jun-19	400,000
Cyrus Trading co. ltd	Transport, Infrastructure and Public Works	340,000	30-Jun-19	340,000
Dazrick Enterprises Ltd.	Transport, Infrastructure and Public Works	1,729,000	30-Jun-19	1,729,000
DHARRATU CONSTRUCTION CO LTD	Transport, Infrastructure and Public Works	75,821	30-Jun-19	75,821
Diamond Gate traders	Transport, Infrastructure and Public Works	590,000	30-Jun-19	590,000
Eins Construction & Suppliers Co. Ltd.	Transport, Infrastructure and Public Works	7,313,340	30-Jun-19	7,313,340
EINS CONSTRUCTION & SUPPLIES LTD	Transport, Infrastructure and Public Works	6,328,664	30-Jun-19	6,328,664
Eins Construction and Supplies Co. Ltd.	Transport, Infrastructure and Public Works	3,165,830	30-Jun-19	3,165,830
Ejokole Enterprises	Transport, Infrastructure and Public Works	1,416,000	30-Jun-19	1,416,000
FUSAM INVESTMENT	Transport, Infrastructure and Public Works	4,474,282	30-Jun-19	4,474,282
FUSAM INVESTMENT	Transport, Infrastructure and Public Works	4,428,185	30-Jun-19	4,428,185
Grazhiem co limited	Transport, Infrastructure and Public Works	6,933,191	30-Jun-19	6,933,191
Grazhiem co limited	Transport, Infrastructure and Public Works	3,221,200	30-Jun-19	3,221,200
Grazhiem co limited	Transport, Infrastructure and Public Works	2,343,675	30-Jun-19	2,343,675
GREIZHEIM CO LTD	Transport, Infrastructure and Public Works	7,132,311	30-Jun-19	7,132,311

Guderi Enterprises Ltd.	Transport, Infrastructure and Public Works	6,981,074	30-Jun-19	6,981,074
Haraghee General Enterprises Ltd.	Transport, Infrastructure and Public Works	3,115,020	30-Jun-19	3,115,020
Haraghee General Enterprises Ltd.	Transport, Infrastructure and Public Works	2,942,640	30-Jun-19	2,942,640
Hazaab Holidings	Transport, Infrastructure and Public Works	3,857,360	30-Jun-19	3,857,360
KISOWE SUPPLIERS LTD	Transport, Infrastructure and Public Works	4,447,150	30-Jun-19	4,447,150
Kiwamu African Agencies RMLF	Transport, Infrastructure and Public Works	5,463,491	30-Jun-19	5,463,491
Kiwamu Africana Agencies Ltd.	Transport, Infrastructure and Public Works	2,260,397	30-Jun-19	2,260,397
Lunar and Marc Ltd	Transport, Infrastructure and Public Works	6,225,753	30-Jun-19	6,225,753
Lunar and Marc Ltd	Transport, Infrastructure and Public Works	600,462	30-Jun-19	600,462
Mkawunganga & Sons Ltd.	Transport, Infrastructure and Public Works	9,669,800	30-Jun-19	9,669,800
Mkawunganga & Sons Ltd.	Transport, Infrastructure and Public Works	9,628,875	30-Jun-19	9,628,875
Mkawunganga & Sons Ltd.	Transport, Infrastructure and Public Works	6,161,569	30-Jun-19	6,161,569
Muwaki Enterprise Ltd.	Transport, Infrastructure and Public Works	4,049,230	30-Jun-19	4,049,230
Muwaki Enterprise Ltd.	Transport, Infrastructure and Public Works	2,057,221	30-Jun-19	2,057,221
Muwaki Enterprises Ltd.	Transport, Infrastructure and Public Works	1,789,475	30-Jun-19	1,789,475
MWAWUGHANGA & SONS LTD	Transport, Infrastructure and Public Works	7,997,433	30-Jun-19	7,997,433
NEW GENERATION CONSTRUCTION LTD	Transport, Infrastructure and Public Works	1,440,050	30-Jun-19	1,440,050
Nolicon Building & construction ltd	Transport, Infrastructure and Public Works	5,772,197	30-Jun-19	5,772,197
Oncord Enterprises Ltd	Transport, Infrastructure and Public Works	5,350,875	30-Jun-19	5,350,875
Pemaca Enterprises	Transport, Infrastructure and Public Works	11,056,326	30-Jun-19	11,056,326
Plastball Ltd.	Transport, Infrastructure and Public Works	5,503,360	30-Jun-19	5,503,360
Rejomax Holding Ltd. RMLF	Transport, Infrastructure and Public Works	6,354,440	30-Jun-19	6,354,440
Rejomax Holdings Ltd	Transport, Infrastructure and Public Works	11,890,274	30-Jun-19	11,890,274
Samcon Building & Civil Contractors Ltd.	Transport, Infrastructure and Public Works	4,238,444	30-Jun-19	4,238,444

SOLLITES KENYA LTD	Transport, Infrastructure and Public Works	29,500,000	30-Jun-19		29,500,000	
SOLLITES KENYA LTD	Transport, Infrastructure and Public Works	25,000,000	30-Jun-19		25,000,000	
Strada Bricks Ltd.	Transport, Infrastructure and Public Works	5,582.373.00	30-Jun-19		5,582.373.00	
Stunner Investment Ltd	Transport, Infrastructure and Public Works	2,789,485	30-Jun-19		2,789,485	
Tracon Ltd.	Transport, Infrastructure and Public Works	4,337,493	30-Jun-19		4,337,493	
Universal Trends Ltd.	Transport, Infrastructure and Public Works	3,537,923	30-Jun-19		3,537,923	
Wryturu K. Ltd	Transport, Infrastructure and Public Works	3,952,716	30-Jun-19		3,952,716	
Zeina Ventures (EA) Ltd.	Transport, Infrastructure and Public Works	1,689,000	30-Jun-19		1,689,000	
COMMISSIONER OF VAT	Various	337,638,286	30-Jun-19		328,642,289	
COMMISSIONER OF INCOME TAX	Various	148,447,073	30-Jun-19		148,447,073	
COMMISSIONER OF INCOME TAX	Water, Environment and Natural Resources	22,746	26-Jan-18	22,746	0	22,746
COMMISSIONER OF VAT	Water, Environment and Natural Resources	100,759	29-Jan-18	100,759	0	100,759
COMMISSIONER OF VAT	Water, Environment and Natural Resources	100,603	29-Jan-18	100,603	0	100,603
COMMISSIONER OF VAT	Water, Environment and Natural Resources	90,517	16-Apr-18	90,517	0	90,517
COMMISSIONER OF VAT	Water, Environment and Natural Resources	87,931	17-May-18	87,931	0	87,931
COMMISSIONER OF VAT	Water, Environment and Natural Resources	90,517	18-May-18	90,517	0	90,517
COMMISSIONER OF VAT	Water, Environment and Natural Resources	90,517	18-May-18	90,517	0	90,517
COMMISSIONER OF VAT	Water, Environment and Natural Resources	90,517	18-May-18	90,517	0	90,517
COMMISSIONER OF VAT	Water, Environment and Natural Resources	43,966	06-Jun-18	43,966	0	43,966
COMMISSIONER OF VAT	Water, Environment and Natural Resources	90,517	09-Jun-18	90,517	0	90,517
COMMISSIONER OF VAT	Water, Environment and Natural Resources	90,517	20-Jun-18	90,517	0	90,517
COMMISSIONER OF VAT	Water, Environment and Natural Resources	82,800	28-Jun-18	82,800	0	82,800
COMMISSIONER OF VAT	Water, Environment and Natural Resources	118,008	31-Jul-18	118,008	0	118,008
BAKAR AGENCIES LIMITED	Youth, Gender and Sports	10,094,500	24-May-17	10,094,500	0	10,094,500

COMMISSIONER OF INCOME TAX	Youth, Gender and Sports	434,561	11-Oct-17	434,561	0	434,561
Huduma Poa Suppliers Limited - YGSNOV175 /	Youth, Gender and Sports	3,019,252	03-Nov-17	3,019,252	0	3,019,252
COMMISSIONER OF INCOME TAX	Youth, Gender and Sports	35,784	22-Nov-17	35,784	0	35,784
COMMISSIONER OF VAT	Youth, Gender and Sports	61,697	22-Nov-17	61,697	0	61,697
DOUBLE GRACE SYSTEM - YGSDEVNOV173 /	Youth, Gender and Sports	119,280	22-Nov-17	119,280	0	119,280
COMMISSIONER OF INCOME TAX	Youth, Gender and Sports	563,115	23-Nov-17	563,115	0	563,115
COMMISSIONER OF INCOME TAX	Youth, Gender and Sports	504,238	23-Nov-17	504,238	0	504,238
COMMISSIONER OF INCOME TAX	Youth, Gender and Sports	441,484	23-Nov-17	441,484	0	441,484
COMMISSIONER OF VAT	Youth, Gender and Sports	970,889	23-Nov-17	970,889	0	970,889
COMMISSIONER OF VAT	Youth, Gender and Sports	761,179	23-Nov-17	761,179	0	761,179
EINS CONSTRUCTION AND SUPPLIES LIMITED - YGSDEVNOV172 /	Youth, Gender and Sports	1,711,607	23-Nov-17	1,711,607	0	1,711,607
GROOVE VIEW LIMITED - YGSDEVNOV1713 /	Youth, Gender and Sports	1,461,469	23-Nov-17	1,461,469	0	1,461,469
TAWFIQ MOHAMED SALIM AND COMPANY LIMITED - YGSDEVNOV175 /	Youth, Gender and Sports	821,163	23-Nov-17	821,163	0	821,163
TONVIN ELECTRONICS - YGSDEVNOV1711 /	Youth, Gender and Sports	119,125	23-Nov-17	119,125	0	119,125
VALUE ENGINEERING CENTRE AND PARTNERS COMPANY LIMITED - YGSDEVNOV174 /	Youth, Gender and Sports	1,680,794	23-Nov-17	1,680,794	0	1,680,794
VICTA-AFRICA ENTERPRISES - YGSDEVDEC171 /	Youth, Gender and Sports	25,200	07-Dec-17	25,200	0	25,200
COMMISSIONER OF INCOME TAX	Youth, Gender and Sports	433,277	14-Dec-17	433,277	0	433,277
COMMISSIONER OF VAT	Youth, Gender and Sports	747,029	14-Dec-17	747,029	0	747,029
COMMISSIONER OF INCOME TAX	Youth, Gender and Sports	412,595	18-Dec-17	412,595	0	412,595
COMMISSIONER OF INCOME TAX	Youth, Gender and Sports	148,430	18-Dec-17	148,430	0	148,430
COMMISSIONER OF VAT	Youth, Gender and Sports	711,371	18-Dec-17	711,371	0	711,371
COMMISSIONER OF VAT	Youth, Gender and Sports	255,914	18-Dec-17	255,914	0	255,914
GRAZHEIM COMPANY LIMITED - YGSDEVDEC173 /	Youth, Gender and Sports	494,767	18-Dec-17	494,767	0	494,767
COMMISSIONER OF INCOME TAX	Youth, Gender and Sports	49,226	20-Dec-17	49,226	0	49,226
COMMISSIONER OF VAT	Youth, Gender and Sports	84,873	20-Dec-17	84,873	0	84,873
COMMISSIONER OF VAT	Youth, Gender and Sports	39,218	20-Dec-17	39,218	0	39,218
DAECO CONSTRUCTION LIMITED - YGSDEVDEC176 /	Youth, Gender and Sports	164,088	20-Dec-17	164,088	0	164,088

DHARRARTU CONSRUCTION COMPANY LIMITED - YGSDEVDEC175 /	Youth, Gender and Sports	75,821	20-Dec-17	75,821	0	75,821
Huduma Poa Suppliers Limited - YGSDEVAPR181 /	Youth, Gender and Sports	2,117,131	13-Apr-18	2,117,131	0	2,117,131
COMMISSIONER OF INCOME TAX	Youth, Gender and Sports	635,139	17-Apr-18	635,139	0	635,139
COMMISSIONER OF INCOME TAX	Youth, Gender and Sports	180,027	16-May-18	180,027	0	180,027
COMMISSIONER OF VAT	Youth, Gender and Sports	88,966	05-Jun-18	88,966	0	88,966
COMMISSIONER OF VAT	Youth, Gender and Sports	72,817	05-Jun-18	72,817	0	72,817
MAKOINTA LIMITED - YGSDEVJUN181 /	Youth, Gender and Sports	74,980	08-Jun-18	74,980	0	74,980
MAKOINTA LIMITED - YGSDEVJUN181 /	Youth, Gender and Sports	74,980	08-Jun-18	74,980	0	74,980
Mkawunganga And Sons Limited - YGSDEVNOV1710 /	Youth, Gender and Sports	1,877,052	08-Jun-18	1,877,052	0	1,877,052
COMMISSIONER OF VAT	Youth, Gender and Sports	100,293	16-Jun-18	100,293	0	100,293
TAWFIQ MOHAMED SALIM AND COMPANY LIMITED - YGSDEVDEC174 /	Youth, Gender and Sports	1,375,316	18-Jun-18	1,375,316	0	1,375,316
RIBU SERVICES KENYA - YGSDEVNOV1712 /	Youth, Gender and Sports	1,471,613	22-Jun-18	1,471,613	0	1,471,613
COMMISSIONER OF VAT	Youth, Gender and Sports	62,152	26-Jun-18	62,152	0	62,152
COMMISSIONER OF VAT	Youth, Gender and Sports	41,121	26-Jun-18	41,121	0	41,121
BAKAR AGENCIES LIMITED - YGSDEVJUN1815 /	Youth, Gender and Sports	1,009,450	30-Jun-18	1,009,450	0	1,009,450
COMMISSIONER OF INCOME TAX	Youth, Gender and Sports	302,835	30-Jun-18	302,835	0	302,835
COMMISSIONER OF VAT	Youth, Gender and Sports	522,129	30-Jun-18	522,129	0	522,129
EINS CONSTRUCTION AND SUPPLIES LIMITED - YGSDEVDEC172 /	Youth, Gender and Sports	1,444,255	30-Jul-18	1,444,255	0	1,444,255
Huduma Poa Suppliers Limited - YGSDEVOCT171 /	Youth, Gender and Sports	1,448,538	30-Jul-18	1,448,538	0	1,448,538
EINS CONSTRUCTION AND SUPPLIES LIMITED	Youth, Gender and Sports	2,386,100	22-May-19		2,386,100	
BAKAR AGENCIES LIMITED	Youth, Gender and Sports	10,094,500	20-Jun-19		10,094,500	
FHAVIRU INVESTMENT	Youth, Gender and Sports	2,328,361	21-Jun-19		2,328,361	
Epsotech Solutions Limited	Youth, Gender and Sports	3,245,850	24-Jun-19		3,245,850	
JUVAVI ENTERPRISES	Youth, Gender and Sports	2,281,257	24-Jun-19		2,281,257	
RUAMI ENTERPRISES	Youth, Gender and Sports	3,277,371	24-Jun-19		3,277,371	
FHAVIAN ENTERPRISES	Youth, Gender and Sports	3,585,600	28-Jun-19		3,585,600	
HAMONAS ENTERPRISE LTD	Youth, Gender and Sports	400,919	30-Jun-19		400,919	

		1,410,011,392		539,320,850	861,694,545	539,320,850
Al-raqii East Africa Limited	Agriculture, Fisheries, Livestock and Co-Operatives	227,302	20-Dec-18		227,302	
Brinker Investment Limted	Agriculture, Fisheries, Livestock and Co-Operatives	12,041,781	24-Jun-19		12,041,781	
WAMATI SERVICES LIMITED	Agriculture, Fisheries, Livestock and Co-Operatives	1,840,000	24-Jun-19		1,840,000	
FHAVIAN ENTERPRISES	Agriculture, Fisheries, Livestock and Co-Operatives	860,000	28-Jun-19		860,000	
AFYAVET AGROVET SUPPLIES	Agriculture, Livestock and Fisheries	85,230	05-May-17	85,230	0	85,230
COMMISSIONER OF VAT	Agriculture, Livestock and Fisheries	10,554	09-Jan-18	10,554	0	10,554
AFYAVET AGROVET SUPPLIES	Agriculture, Livestock and Fisheries	80,822	30-Jun-19		80,822	
Al-raqii East Africa Limited	Agriculture, Livestock and Fisheries	239,700	30-Jun-19		239,700	
BRINKER INVESTMENT LTD	Agriculture, Livestock and Fisheries	20,073,650	30-Jun-19		20,073,650	
NATIONAL OIL COPERATION OF KENYA	Agriculture, Livestock and Fisheries	1,885,000	30-Jun-19		1,885,000	
NATIONAL OIL COPERATION OF KENYA	Agriculture, Livestock and Fisheries	300,000	30-Jun-19		300,000	
SHIFA CHEM LTD	Agriculture, Livestock and Fisheries	70,050	30-Jun-19		70,050	
SHIFA CHEM LTD	Agriculture, Livestock and Fisheries	40,940	30-Jun-19		40,940	
SHIFA CHEM LTD	Agriculture, Livestock and Fisheries	12,275	30-Jun-19		12,275	
TUDOR MARINA	Agriculture, Livestock and Fisheries	126,982	30-Jun-19		126,982	
COMMISSIONER OF VAT	County Planning, Land and Housing	26,509	17-May-18	26,509	0	26,509
COMMISSIONER OF VAT	County Planning, Land and Housing	205,696	05-Jun-18	205,696	0	205,696
COMMISSIONER OF VAT	County Planning, Land and Housing	205,323	05-Jun-18	205,323	0	205,323
COMMISSIONER OF VAT	County Planning, Land and Housing	134,842	05-Jun-18	134,842	0	134,842
COMMISSIONER OF VAT	County Planning, Land and Housing	188,793	21-Jun-18	188,793	0	188,793
COMMISSIONER OF VAT	County Planning, Land and Housing	171,285	28-Jun-18	171,285	0	171,285
COMMISSIONER OF VAT	County Planning, Land and Housing	78,373	30-Jun-18	78,373	0	78,373
BASHRAHIL PRINTERS	County Planning, Land and Housing	330,000	31-Jul-18	330,000	0	330,000
ALI A SHEIKH and SONS Limited	County Planning, Land and Housing	894,000	24-Jun-19		894,000	

DOLPHINE FREIGHTERS LTD	County Planning, Land and Housing	389,172	30-Jun-19		389,172	
Al-raqii East Africa Limited	Devolution and Public Service Administration	543,836	31-Jul-18	543,836	0	543,836
RUAMI ENTERPRISES	Devolution and Public Service Administration	380,401	29-Oct-18		380,401	
RUAMI ENTERPRISES	Devolution and Public Service Administration	718,452	21-Dec-18		718,452	
ALI A SHEIKH AND SONS LTD	Devolution and Public Service Administration	144,000	21-May-19		144,000	
DOLPHIN GLOBAL VENTURES LIMITED	Devolution and Public Service Administration	961,400	03-Jun-19		961,400	
Vindit General Supplies And Services Limited	Devolution and Public Service Administration	270,000	21-Jun-19		270,000	
AGILENT ENTERPRISES	Devolution and Public Service Administration	1,702,013	30-Jun-19		1,702,013	
Al-raqii East Africa Limited	Devolution and Public Service Administration	543,836	30-Jun-19		543,836	
LOMBODEN INVESTMENT	Devolution and Public Service Administration	825,750	30-Jun-19		825,750	
MOMBASA WATER SUPPLY AND SANITATION CO.	Devolution and Public Service Administration	10,000,000	30-Jun-19		10,000,000	
MOMBASA WATER SUPPLY AND SANITATION CO.	Devolution and Public Service Administration	10,000,000	30-Jun-19		10,000,000	
TRINITY GENERAL SUPPLIES	Devolution and Public Service Administration	980,000	30-Jun-19		980,000	
OUTBACK KENYA LIMITED	Education	1,152,360	19-Jan-17	1,152,360	0	1,152,360
COMMISSIONER OF VAT	Education	82,241	05-Dec-17	82,241	0	82,241
COMMISSIONER OF VAT	Education	78,517	05-Dec-17	78,517	0	78,517
COMMISSIONER OF VAT	Education	61,759	05-Dec-17	61,759	0	61,759
COMMISSIONER OF VAT	Education	2,069	08-Jun-18	2,069	0	2,069
COMMISSIONER OF VAT	Education	90,000	09-Jun-18	90,000	0	90,000
COMMISSIONER OF VAT	Education	90,000	25-Jun-18	90,000	0	90,000
FUSAM INVESTMENTS LIMITED	Education	616,200	09-May-19		616,200	
FUSAM INVESTMENTS LIMITED	Education	106,800	09-May-19		106,800	
LUPERK ENTERPRISE	Education	1,900,000	20-Jun-19		1,900,000	
FHAVIAN ENTERPRISES	Education	305,300	28-Jun-19		305,300	
FHAVIAN ENTERPRISES	Education	172,800	28-Jun-19		172,800	
FHAVIAN ENTERPRISES	Education	132,900	28-Jun-19		132,900	

FHAVIAN ENTERPRISES	Education	40,800	28-Jun-19		40,800	
FHAVIAN ENTERPRISES	Education	1,700	28-Jun-19		1,700	
OUTBACK KENYA LTD	Education	1,092,755	30-Jun-19		1,092,755	
REAL DEAL ENTERPRISES LTD	Education	365,201	30-Jun-19		365,201	
TOYOTA KENYA LIMITED	Energy,Environment and Waste Management	5,521,810	07-Nov-18		5,521,810	
ISLAND UNIFORMS	Energy,Environment and Waste Management	1,538,103	30-Jun-19		1,538,103	
MODERN SOAP FACTORY LTD	Energy,Environment and Waste Management	2,440,435	30-Jun-19		2,440,435	
NATIONAL OIL COPERATION OF KENYA	Energy,Environment and Waste Management	4,974,179	30-Jun-19		4,974,179	
NATIONAL OIL CORPORATION LTD	Energy,Environment and Waste Management	8,000,000	30-Jun-19		8,000,000	
NATIONAL OIL CORPORATION LTD	Energy,Environment and Waste Management	5,000,000	30-Jun-19		5,000,000	
WAREED INVESTMENTS LIMITED	Finance and Economic Planning	859,000	17-Jan-17	859,000	0	859,000
Yesala Enterprise	Finance and Economic Planning	3,606,072	31-Jan-17	3,606,072	0	3,606,072
KALZMAT SECURITY PRINT LIMITED	Finance and Economic Planning	469,397	15-Feb-17	469,397	0	469,397
ARIFPRIME AGENCY	Finance and Economic Planning	616,000	09-Mar-17	616,000	0	616,000
OUTBACK KENYA LIMITED	Finance and Economic Planning	760,500	09-Mar-17	760,500	0	760,500
RICHMIND TREASURES	Finance and Economic Planning	139,960	05-May-17	139,960	0	139,960
OTIROP COMPANY LIMITED	Finance and Economic Planning	1,024,000	10-May-17	1,024,000	0	1,024,000
AL TURABI COMPANY LIMITED	Finance and Economic Planning	3,199,400	11-May-17	3,199,400	0	3,199,400
ISTIMARS K LIMITED	Finance and Economic Planning	3,997,580	12-May-17	3,997,580	0	3,997,580
COMMISSIONER OF VAT	Finance and Economic Planning	57,422	14-Aug-17	57,422	0	57,422
COMMISSIONER OF INCOME TAX	Finance and Economic Planning	205,521	16-Oct-17	205,521	0	205,521
COMMISSIONER OF VAT	Finance and Economic Planning	243,517	16-Oct-17	243,517	0	243,517
COMMISSIONER OF VAT	Finance and Economic Planning	249,455	30-Oct-17	249,455	0	249,455
COMMISSIONER OF VAT	Finance and Economic Planning	206,289	14-Dec-17	206,289	0	206,289
COMMISSIONER OF VAT	Finance and Economic Planning	14,863	14-Dec-17	14,863	0	14,863
COMMISSIONER OF VAT	Finance and Economic Planning	67,759	04-Jan-18	67,759	0	67,759
COMMISSIONER OF VAT	Finance and Economic Planning	43,862	26-Jan-18	43,862	0	43,862

COMMISSIONER OF VAT	Finance and Economic Planning	22,397	29-Jan-18	22,397	0	22,397
COMMISSIONER OF INCOME TAX	Finance and Economic Planning	97,750	23-Feb-18	97,750	0	97,750
COMMISSIONER OF INCOME TAX	Finance and Economic Planning	99,250	26-Feb-18	99,250	0	99,250
COMMISSIONER OF VAT	Finance and Economic Planning	102,414	11-May-18	102,414	0	102,414
COMMISSIONER OF VAT	Finance and Economic Planning	293,741	28-May-18	293,741	0	293,741
COMMISSIONER OF VAT	Finance and Economic Planning	188,754	28-May-18	188,754	0	188,754
COMMISSIONER OF VAT	Finance and Economic Planning	176,938	28-May-18	176,938	0	176,938
COMMISSIONER OF VAT	Finance and Economic Planning	155,716	28-May-18	155,716	0	155,716
COMMISSIONER OF VAT	Finance and Economic Planning	73,448	04-Jun-18	73,448	0	73,448
COMMISSIONER OF VAT	Finance and Economic Planning	103,707	06-Jun-18	103,707	0	103,707
COMMISSIONER OF VAT	Finance and Economic Planning	31,738	06-Jun-18	31,738	0	31,738
COMMISSIONER OF VAT	Finance and Economic Planning	71,863	07-Jun-18	71,863	0	71,863
COMMISSIONER OF VAT	Finance and Economic Planning	244,903	08-Jun-18	244,903	0	244,903
COMMISSIONER OF VAT	Finance and Economic Planning	54,085	08-Jun-18	54,085	0	54,085
COMMISSIONER OF VAT	Finance and Economic Planning	30,729	08-Jun-18	30,729	0	30,729
COMMISSIONER OF VAT	Finance and Economic Planning	17,108	25-Jun-18	17,108	0	17,108
COMMISSIONER OF VAT	Finance and Economic Planning	327,310	30-Jun-18	327,310	0	327,310
COMMISSIONER OF VAT	Finance and Economic Planning	201,103	30-Jun-18	201,103	0	201,103
COMMISSIONER OF VAT	Finance and Economic Planning	98,276	30-Jun-18	98,276	0	98,276
AJ CALEBS INVESTMENTS LIMITED	Finance and Economic Planning	636,277	31-Jul-18	636,277	0	636,277
GARDEN VIEW GENERAL VENTURES LIMITE	Finance and Economic Planning	210,517	31-Jul-18	210,517	0	210,517
MAIRA AGENCIES	Finance and Economic Planning	550,929	31-Jul-18	550,929	0	550,929
MAIRA AGENCIES	Finance and Economic Planning	112,371	31-Jul-18	112,371	0	112,371
VIVASOUL ENTERPRISES	Finance and Economic Planning	204,828	31-Jul-18	204,828	0	204,828
Moriah Agencies Limited	Finance and Economic Planning	555,007	25-Oct-18		555,007	
PHARMAKEN LIMITED	Finance and Economic Planning	413,500	25-Oct-18		413,500	
PINLEES TECHNICAL SERVICES LIMITED	Finance and Economic Planning	410,873	25-Oct-18		410,873	

United Pharma (k) Limited	Finance and Economic Planning	762,316	25-Oct-18	762,316
United Pharma (k) Limited	Finance and Economic Planning	682,710	25-Oct-18	682,710
ANLAR INVESTMENTS	Finance and Economic Planning	512,069	21-Nov-18	512,069
FHAVIAN ENTERPRISES	Finance and Economic Planning	127,868	04-Dec-18	127,868
spiceworld technologies east africa limited	Finance and Economic Planning	249,397	17-Dec-18	249,397
ZESH KENYA LTD	Finance and Economic Planning	1,137,931	16-Apr-19	1,137,931
ZESH KENYA LTD	Finance and Economic Planning	526,488	17-Apr-19	526,488
Ladbrokes Enterprise Limited	Finance and Economic Planning	1,966,500	21-Jun-19	1,966,500
ARIFPRIME AGENCY LTD	Finance and Economic Planning	584,138	30-Jun-19	584,138
NATIONAL OIL COPERATION OF KENYA	Finance and Economic Planning	3,000,000	30-Jun-19	3,000,000
NATIONAL OIL COPERATION OF KENYA	Finance and Economic Planning	2,000,000	30-Jun-19	2,000,000
NATIONAL OIL COPERATION OF KENYA	Finance and Economic Planning	1,500,000	30-Jun-19	1,500,000
NATIONAL OIL COPERATION OF KENYA	Finance and Economic Planning	1,000,000	30-Jun-19	1,000,000
SHEENA WEAVERS	Finance and Economic Planning	1,029,211	30-Jun-19	1,029,211
KEMSA	Health	959,520	30-May-19	959,520
KEMSA	Health	211,970	30-May-19	211,970
KEMSA	Health	184,655	30-May-19	184,655
KEMSA	Health	159,760	30-May-19	159,760
KEMSA	Health	149,542	30-May-19	149,542
KEMSA	Health	142,305	30-May-19	142,305
KEMSA	Health	104,040	30-May-19	104,040
KEMSA	Health	32,955	30-May-19	32,955
KEMSA	Health	27,254	30-May-19	27,254
KEMSA	Health	27,240	30-May-19	27,240
KEMSA	Health	23,400	30-May-19	23,400
KEMSA	Health	3,632	30-May-19	3,632
Costa (K) Limited	Health	1,680,000	24-Jun-19	1,680,000

AGILENT ENTERPRISES	Health	3,950,000	30-Jun-19		3,950,000	
ANLAR INVESTMENTS	Health	540,000	30-Jun-19		540,000	
AUTOSTERILE (E.A) LTD	Health	30,900	30-Jun-19		30,900	
AUTOSTERILE (E.A) LTD	Health	27,300	30-Jun-19		27,300	
BEAT TECH ENTERPRISES	Health	655,982	30-Jun-19		655,982	
KEMSA	Health	485,500	30-Jun-19		485,500	
MACRO STEPS ENTERPRISE	Health	456,650	30-Jun-19		456,650	
MOMBASA WATER & SANITATION CO. LTD	Health	100,000	30-Jun-19		100,000	
MORIAH AGENCIES	Health	585,280	30-Jun-19		585,280	
NAIROBI XRAY SUPPLIES LTD	Health	228,984	30-Jun-19		228,984	
NATIONAL OIL COPERATION OF KENYA	Health	300,000	30-Jun-19		300,000	
NOBLE GASES INTERNATIONAL LTD	Health	496,710	30-Jun-19		496,710	
PHARMAKEN	Health	2,477,500	30-Jun-19		2,477,500	
PINLESS TECHNICAL SERVICES LTD	Health	433,284	30-Jun-19		433,284	
SAHAAH FORWADERS	Health	1,680,000	30-Jun-19		1,680,000	
SCIENCESCOPE LTD	Health	887,055	30-Jun-19		887,055	
SPICEWORLD TECHNOLOGIES	Health	263,000	30-Jun-19		263,000	
SURGILABS LIMITED	Health	56,840	30-Jun-19		56,840	
SURGIPHARM LIMITED	Health	415,123	30-Jun-19		415,123	
TOYOTA KENYA LTD	Health	4,599,000	30-Jun-19		4,599,000	
TOYOTA KENYA LTD	Health	4,084,500	30-Jun-19		4,084,500	
TUSKYS MATTRESSES LTD	Health	60,665	30-Jun-19		60,665	
CAR &GENERAL TRADING COMPANY LIMITED	The Executive	2,219,824	11-May-17	2,219,824	0	2,219,824
CAR &GENERAL TRADING COMPANY LIMITED	The Executive	1,260,000	22-May-17	1,260,000	0	1,260,000
DECOR DEN LIMITED	The Executive	1,569,743	22-May-17	1,569,743	0	1,569,743
DECOR DEN LIMITED	The Executive	1,516,418	22-May-17	1,516,418	0	1,516,418
DECOR DEN LIMITED	The Executive	1,505,550	22-May-17	1,505,550	0	1,505,550

DECOR DEN LIMITED	The Executive	1,490,550	22-May-17	1,490,550	0	1,490,550
DECOR DEN LIMITED	The Executive	1,443,926	22-May-17	1,443,926	0	1,443,926
COMMISSIONER OF VAT	The Executive	63,052	12-Sep-17	63,052	0	63,052
COMMISSIONER OF VAT	The Executive	108,900	02-Nov-17	108,900	0	108,900
GREE-GO AFRICA LIMITED - EXECDEC1714 /	The Executive	100,570	13-Dec-17	100,570	0	100,570
COMMISSIONER OF VAT	The Executive	99,569	04-Jan-18	99,569	0	99,569
COMMISSIONER OF VAT	The Executive	36,167	29-Jan-18	36,167	0	36,167
GREE-GO AFRICA LIMITED - EXECDEVJUN181 /	The Executive	99,760	05-Jun-18	99,760	0	99,760
COMMISSIONER OF VAT	The Executive	88,121	25-Jun-18	88,121	0	88,121
COMMISSIONER OF VAT	The Executive	62,639	25-Jun-18	62,639	0	62,639
COMMISSIONER OF VAT	The Executive	97,759	27-Jun-18	97,759	0	97,759
Bisha Pwani And Company Limited	The Executive	200,000	25-Jun-19		200,000	
AUTO BUSINES TECH LTD	The Executive	1,095,000	30-Jun-19		1,095,000	
BUZZ AFRIQUE	The Executive	1,950,000	30-Jun-19		1,950,000	
DECOR DEN LTD	The Executive	1,437,982	30-Jun-19		1,437,982	
DECOR DEN LTD	The Executive	1,427,477	30-Jun-19		1,427,477	
DECOR DEN LTD	The Executive	1,413,453	30-Jun-19		1,413,453	
DECOR DEN LTD	The Executive	1,369,240	30-Jun-19		1,369,240	
ESBEE SUPPLIERS LIMITED	The Executive	663,063	30-Jun-19		663,063	
GREE GO AFRICA LIMITED	The Executive	874,063	30-Jun-19		874,063	
GREE-GO AFRICA LIMITED	The Executive	822,940	30-Jun-19		822,940	
HAMONAS ENTERPRISE CO. LTD	The Executive	816,800	30-Jun-19		816,800	
HAMONAS ENTERPRISE CO. LTD	The Executive	395,970	30-Jun-19		395,970	
INTELEX LTD	The Executive	1,855,776	30-Jun-19		1,855,776	
NAIROBI SPORT HOUSE	The Executive	948,276	30-Jun-19		948,276	
NATIONAL OIL COPERATION OF KENYA	The Executive	4,000,000	30-Jun-19		4,000,000	
NATIONAL OIL COPERATION OF KENYA	The Executive	4,000,000	30-Jun-19		4,000,000	

NATIONAL OIL COPERATION OF KENYA	The Executive	3,099,545	30-Jun-19		3,099,545	
NATIONAL OIL COPERATION OF KENYA	The Executive	2,158,000	30-Jun-19		2,158,000	
NATIONAL OIL COPERATION OF KENYA	The Executive	2,000,000	30-Jun-19		2,000,000	
NATIONAL OIL COPERATION OF KENYA	The Executive	2,000,000	30-Jun-19		2,000,000	
NATIONAL OIL COPERATION OF KENYA	The Executive	2,000,000	30-Jun-19		2,000,000	
NATIONAL OIL COPERATION OF KENYA	The Executive	2,000,000	30-Jun-19		2,000,000	
NATIONAL OIL COPERATION OF KENYA	The Executive	2,000,000	30-Jun-19		2,000,000	
PROXYNET INTERNATIONAL	The Executive	1,190,800	30-Jun-19		1,190,800	
PROXYNET INTERNATIONAL	The Executive	608,800	30-Jun-19		608,800	
RIPCORD ENTERPRISES	The Executive	1,988,000	30-Jun-19		1,988,000	
RIPCORD ENTERPRISES	The Executive	1,968,936	30-Jun-19		1,968,936	
STARNWAYS EQUIPMENT & GENERAL SUPPLIES	The Executive	936,236	30-Jun-19		936,236	
TOYOTA KENYA	The Executive	4,084,500	30-Jun-19		4,084,500	
UBERILL LIMITED	The Executive	1,200,000	30-Jun-19		1,200,000	
COMMISSIONER OF VAT	Trade, Energy and Industrial Development	58,448	13-Nov-17	58,448	0	58,448
ZESH KENYA LTD	Trade, Energy and Industrial Development	1,575,000	21-May-19		1,575,000	
GRANITE INTERNATIONAL LIMITED	Trade, Energy and Industrial Development	1,739,400	24-Jun-19		1,739,400	
SAHAAH FOWARDERS LIMITED	Trade, Energy and Industrial Development	1,990,000	24-Jun-19		1,990,000	
SAHAAH FOWARDERS LIMITED	Trade, Energy and Industrial Development	1,970,000	24-Jun-19		1,970,000	
ZESH KENYA LTD	Trade, Energy and Industrial Development	1,990,000	24-Jun-19		1,990,000	
ALI A SHEIKH	Trade, Energy and Industrial Development	1,575,000	30-Jun-19		1,575,000	
BESTLINE INSURANCE AGENCY	Trade, Energy and Industrial Development	1,664,500	30-Jun-19		1,664,500	
SAHAAH FORWARDERS	Trade, Energy and Industrial Development	1,970,000	30-Jun-19		1,970,000	
Salmara Company Suppliers - TRNSDEVOCT178 /	Transport, Infrastructure and Public Works	1,188,050	31-Oct-17	1,188,050	0	1,188,050
COMMISSIONER OF VAT	Transport, Infrastructure and Public Works	563,793	04-Jun-18	563,793	0	563,793
COMMISSIONER OF VAT	Transport, Infrastructure and Public Works	305,172	04-Jun-18	305,172	0	305,172
COMMISSIONER OF INCOME TAX	Transport, Infrastructure and Public Works	119,901	19-Jun-18	119,901	0	119,901

COMMISSIONER OF VAT	Transport, Infrastructure and Public Works	206,726	19-Jun-18	206,726	0	206,726
NATIONAL OIL CORPORATION OF KENYA	Transport, Infrastructure and Public Works	1,743,220	19-Jun-18	1,743,220	0	1,743,220
COMMISSIONER OF VAT	Transport, Infrastructure and Public Works	30,517	20-Jun-18	30,517	0	30,517
COMMISSIONER OF VAT	Transport, Infrastructure and Public Works	103,578	29-Jun-18	103,578	0	103,578
COMMISSIONER OF VAT	Transport, Infrastructure and Public Works	94,594	29-Jun-18	94,594	0	94,594
HAMPSTEAD INVESTMENT LIMITED	Transport, Infrastructure and Public Works	2,844,828	12-Jul-18	2,844,828	0	2,844,828
BAMBURI GIVING HOPE AGENCIES	Transport, Infrastructure and Public Works	1,877,586	31-Jul-18	1,877,586	0	1,877,586
SWIPPEZ ENTERPRISES	Transport, Infrastructure and Public Works	1,820,690	31-Jul-18	1,820,690	0	1,820,690
VEMAC INVESTMENT LIMITED	Transport, Infrastructure and Public Works	1,858,621	31-Jul-18	1,858,621	0	1,858,621
SOLLITES KENYA LTD	Transport, Infrastructure and Public Works	165,948	27-Feb-19		165,948	
NATIONAL OIL CORPORATION OF KENYA	Transport, Infrastructure and Public Works	200,000	24-Jun-19		200,000	
AFROCINEMA GENERAL SUPPLIES LIMITED	Transport, Infrastructure and Public Works	1,992,000	25-Jun-19		1,992,000	
ANMA ENTERPRISES	Transport, Infrastructure and Public Works	2,304,000	30-Jun-19		2,304,000	
CADILLAC	Transport, Infrastructure and Public Works	3,761,441	30-Jun-19		3,761,441	
Cycelle Enterprises	Transport, Infrastructure and Public Works	176,985	30-Jun-19		176,985	
ISLAND INIFORMS	Transport, Infrastructure and Public Works	3,000,000	30-Jun-19		3,000,000	
ISLAND INIFORMS	Transport, Infrastructure and Public Works	2,844,828	30-Jun-19		2,844,828	
ISLAND INIFORMS	Transport, Infrastructure and Public Works	2,000,000	30-Jun-19		2,000,000	
ISLAND INIFORMS	Transport, Infrastructure and Public Works	1,896,552	30-Jun-19		1,896,552	
MOMBASA WATER SUPPLY AND SANITATION CO.	Transport, Infrastructure and Public Works	206,652	30-Jun-19		206,652	
MOMBASA WATER SUPPLY AND SANITATION CO.	Transport, Infrastructure and Public Works	184,863	30-Jun-19		184,863	
MOMBASA WATER SUPPLY AND SANITATION CO.	Transport, Infrastructure and Public Works	92,102	30-Jun-19		92,102	
MOMBASA WATER SUPPLY AND SANITATION CO.	Transport, Infrastructure and Public Works	92,102	30-Jun-19		92,102	
MOMBASA WATER SUPPLY AND SANITATION CO.	Transport, Infrastructure and Public Works	4,072	30-Jun-19		4,072	

NATIONAL OIL COPERATION OF KENYA	Transport, Infrastructure and Public Works	9,080,400	30-Jun-19	9,080,400
NATIONAL OIL COPERATION OF KENYA	Transport, Infrastructure and Public Works	1,476,380	30-Jun-19	1,476,380
OUTBACK	Transport, Infrastructure and Public Works	1,100,000	30-Jun-19	1,100,000
PAMO LIMITED	Transport, Infrastructure and Public Works	639,320	30-Jun-19	639,320
PETWANA ENTERPRISES	Transport, Infrastructure and Public Works	1,920,000	30-Jun-19	1,920,000
SOLLITES	Transport, Infrastructure and Public Works	628,480	30-Jun-19	628,480
SOLLITES	Transport, Infrastructure and Public Works	437,650	30-Jun-19	437,650
SOLLITES	Transport, Infrastructure and Public Works	372,628	30-Jun-19	372,628
SOLLITES	Transport, Infrastructure and Public Works	229,372	30-Jun-19	229,372
SOLLITES	Transport, Infrastructure and Public Works	1,995,000	30-Jun-19	1,995,000
SOLLITES	Transport, Infrastructure and Public Works	1,781,000	30-Jun-19	1,781,000
SOLLITES	Transport, Infrastructure and Public Works	1,208,000	30-Jun-19	1,208,000
SOLLITES	Transport, Infrastructure and Public Works	1,065,000	30-Jun-19	1,065,000
SOLLITES	Transport, Infrastructure and Public Works	653,680	30-Jun-19	653,680
SOLLITES	Transport, Infrastructure and Public Works	501,323	30-Jun-19	501,323
SOLLITES	Transport, Infrastructure and Public Works	446,650	30-Jun-19	446,650
SOLLITES	Transport, Infrastructure and Public Works	229,372	30-Jun-19	229,372
SOLLITES	Transport, Infrastructure and Public Works	129,000	30-Jun-19	129,000
Sollites Kenya Ltd	Transport, Infrastructure and Public Works	1,967,500	30-Jun-19	1,967,500
Sollites Kenya Ltd	Transport, Infrastructure and Public Works	1,740,000	30-Jun-19	1,740,000
Sollites Kenya Ltd	Transport, Infrastructure and Public Works	1,683,400	30-Jun-19	1,683,400
Sollites Kenya Ltd	Transport, Infrastructure and Public Works	1,472,000	30-Jun-19	1,472,000
Sollites Kenya Ltd	Transport, Infrastructure and Public Works	1,065,000	30-Jun-19	1,065,000
SOLLITES KENYA LTD	Transport, Infrastructure and Public Works	578,000	30-Jun-19	578,000

Sollites Kenya Ltd	Transport, Infrastructure and Public Works	525,000	30-Jun-19		525,000	
SOLLITES KENYA LTD	Transport, Infrastructure and Public Works	175,000	30-Jun-19		175,000	
Sollites Kenya Ltd.	Transport, Infrastructure and Public Works	1,055,230	30-Jun-19		1,055,230	
Sollites Kenya Ltd.	Transport, Infrastructure and Public Works	129,000	30-Jun-19		129,000	
TOYOTA KENYA LTD	Transport, Infrastructure and Public Works	5,823,000	30-Jun-19		5,823,000	
Vivasoul Enterprises	Transport, Infrastructure and Public Works	1,126,000	30-Jun-19		1,126,000	
VIVASOUL ENTERPRISES	Transport, Infrastructure and Public Works	204,828	30-Jun-19		204,828	
Vivasoul Enterprises	Transport, Infrastructure and Public Works	150,500	30-Jun-19		150,500	
ZESH KENYA LTD	Transport, Infrastructure and Public Works	1,075,000	30-Jun-19		1,075,000	
ZESH KENYA LTD	Transport, Infrastructure and Public Works	1,055,230	30-Jun-19		1,055,230	
ZESH KENYA LTD	Transport, Infrastructure and Public Works	1,050,000	30-Jun-19		1,050,000	
ZESH KENYA LTD	Transport, Infrastructure and Public Works	975,000	30-Jun-19		975,000	
ZESH KENYA LTD	Transport, Infrastructure and Public Works	945,000	30-Jun-19		945,000	
ZESH KENYA LTD	Transport, Infrastructure and Public Works	945,000	30-Jun-19		945,000	
ZESH KENYA LTD	Transport, Infrastructure and Public Works	877,550	30-Jun-19		877,550	
ZESH KENYA LTD	Transport, Infrastructure and Public Works	735,000	30-Jun-19		735,000	
ZESH KENYA LTD	Transport, Infrastructure and Public Works	714,000	30-Jun-19		714,000	
ZESH KENYA LTD	Transport, Infrastructure and Public Works	612,000	30-Jun-19		612,000	
ZESH KENYA LTD	Transport, Infrastructure and Public Works	234,000	30-Jun-19		234,000	
Zesh Kenya Ltd.	Transport, Infrastructure and Public Works	1,937,200	30-Jun-19		1,937,200	
Zesh Kenya Ltd.	Transport, Infrastructure and Public Works	1,100,000	30-Jun-19		1,100,000	
COMMISSIONER OF INCOME TAX	Water, Environment and Natural Resources	33,304	26-Jan-18	33,304	0	33,304
NATIONAL OIL CORPORATION OF KENYA	Water, Environment and Natural Resources	5,000,000	16-Jun-18	5,000,000	0	5,000,000
NATIONAL OIL CORPORATION OF KENYA	Water, Environment and Natural Resources	8,000,000	31-Jul-18	8,000,000	0	8,000,000

ISLAND INIFORMS	Water, Environment and Natural Resources	4,489,897	30-Jun-19		4,489,897	
MOWASCO	Water, Environment and Natural Resources	10,000,000	30-Jun-19		10,000,000	
MAIRA AGENCIES	Youth, Gender and Sports	118,500	25-Jan-17	118,500	0	118,500
WINJUST SOLUTIONS	Youth, Gender and Sports	86,000	25-Jan-17	86,000	0	86,000
COMMISSIONER OF VAT	Youth, Gender and Sports	12,259	15-Dec-17	12,259	0	12,259
NATIONAL OIL CORPORATION OF KENYA	Youth, Gender and Sports	470,500	31-Jul-18	470,500	0	470,500
Costa (K) Limited	Youth, Gender and Sports	925,000	27-May-19		925,000	
Cadilla Tradelink Limited	Youth, Gender and Sports	1,200,000	27-Jun-19		1,200,000	
AGILENT ENTERPRISE	Youth, Gender and Sports	1,497,000	30-Jun-19		1,497,000	
MOMBASA WATER SUPPLY AND SANITATION CO.	Youth, Gender and Sports	9,648	30-Jun-19		9,648	
SECOND MILE LTD	Youth, Gender and Sports	1,830,000	30-Jun-19		1,830,000	
WELLNESS WORLD OF SPORT	Youth, Gender and Sports	367,000	30-Jun-19		367,000	
		360,559,574		**61,702,971**	**298,856,603**	**61,702,971**

Supply of Services

AGRICULTURAL SOCIETY OF KENYA	Agriculture, Fisheries, Livestock and Co-Operatives	489,000	01-Apr-19		489,000	
Keks Enterprises Limited	Agriculture, Fisheries, Livestock and Co-Operatives	1,950,000	20-May-19		1,950,000	
AGRICULTURAL SOCIETY OF KENYA	Agriculture, Livestock and Fisheries	1,219,600	03-Mar-17	1,219,600	0	1,219,600
COMMISSIONER OF VAT	Agriculture, Livestock and Fisheries	29,022	16-Mar-18	29,022	0	29,022
COMMISSIONER OF VAT	Agriculture, Livestock and Fisheries	25,344	16-Mar-18	25,344	0	25,344
COMMISSIONER OF VAT	Agriculture, Livestock and Fisheries	17,369	16-Mar-18	17,369	0	17,369
COMMISSIONER OF VAT	Agriculture, Livestock and Fisheries	12,072	16-Mar-18	12,072	0	12,072
COMMISSIONER OF VAT	Agriculture, Livestock and Fisheries	10,457	16-Mar-18	10,457	0	10,457
COMMISSIONER OF VAT	Agriculture, Livestock and Fisheries	8,725	16-Mar-18	8,725	0	8,725
COMMISSIONER OF VAT	Agriculture, Livestock and Fisheries	8,725	16-Mar-18	8,725	0	8,725
COMMISSIONER OF VAT	Agriculture, Livestock and Fisheries	167,074	10-Apr-18	167,074	0	167,074
COMMISSIONER OF VAT	Agriculture, Livestock and Fisheries	134,255	10-Apr-18	134,255	0	134,255

COMMISSIONER OF VAT	Agriculture, Livestock and Fisheries	93,129	10-Apr-18	93,129	0	93,129
COMMISSIONER OF VAT	Agriculture, Livestock and Fisheries	84,623	10-Apr-18	84,623	0	84,623
COMMISSIONER OF VAT	Agriculture, Livestock and Fisheries	66,569	10-Apr-18	66,569	0	66,569
COMMISSIONER OF VAT	Agriculture, Livestock and Fisheries	107,657	12-Apr-18	107,657	0	107,657
COMMISSIONER OF VAT	Agriculture, Livestock and Fisheries	61,060	12-Apr-18	61,060	0	61,060
COMMISSIONER OF VAT	Agriculture, Livestock and Fisheries	51,710	12-Apr-18	51,710	0	51,710
COMMISSIONER OF VAT	Agriculture, Livestock and Fisheries	42,497	12-Apr-18	42,497	0	42,497
COMMISSIONER OF VAT	Agriculture, Livestock and Fisheries	34,241	12-Apr-18	34,241	0	34,241
COMMISSIONER OF VAT	Agriculture, Livestock and Fisheries	33,724	12-Apr-18	33,724	0	33,724
COMMISSIONER OF VAT	Agriculture, Livestock and Fisheries	12,724	12-Apr-18	12,724	0	12,724
COMMISSIONER OF VAT	Agriculture, Livestock and Fisheries	42,733	14-May-18	42,733	0	42,733
COMMISSIONER OF VAT	Agriculture, Livestock and Fisheries	12,129	14-May-18	12,129	0	12,129
COMMISSIONER OF VAT	Agriculture, Livestock and Fisheries	31,552	08-Jun-18	31,552	0	31,552
COMMISSIONER OF VAT	Agriculture, Livestock and Fisheries	10,305	09-Jun-18	10,305	0	10,305
COMMISSIONER OF VAT	Agriculture, Livestock and Fisheries	25,709	11-Jun-18	25,709	0	25,709
COMMISSIONER OF VAT	Agriculture, Livestock and Fisheries	24,586	11-Jun-18	24,586	0	24,586
COMMISSIONER OF VAT	Agriculture, Livestock and Fisheries	10,353	11-Jun-18	10,353	0	10,353
COMMISSIONER OF VAT	Agriculture, Livestock and Fisheries	103,275	20-Jun-18	103,275	0	103,275
COMMISSIONER OF VAT	Agriculture, Livestock and Fisheries	71,607	20-Jun-18	71,607	0	71,607
COMMISSIONER OF VAT	Agriculture, Livestock and Fisheries	96,359	25-Jun-18	96,359	0	96,359
COMMISSIONER OF VAT	Agriculture, Livestock and Fisheries	87,437	25-Jun-18	87,437	0	87,437
COMMISSIONER OF VAT	Agriculture, Livestock and Fisheries	82,552	25-Jun-18	82,552	0	82,552
COMMISSIONER OF VAT	Agriculture, Livestock and Fisheries	64,655	25-Jun-18	64,655	0	64,655
COMMISSIONER OF VAT	Agriculture, Livestock and Fisheries	97,345	29-Jun-18	97,345	0	97,345
COMMISSIONER OF VAT	Agriculture, Livestock and Fisheries	86,897	30-Jun-18	86,897	0	86,897
COMMISSIONER OF VAT	Agriculture, Livestock and Fisheries	29,022	01-Aug-18	29,022	0	29,022
AGRICULTURAL SOCIETY OF KENYA	Agriculture, Livestock and Fisheries	60,000	30-Jun-19		60,000	

AGRICULTURE SOCIETY OF KENYA	Agriculture, Livestock and Fisheries	1,156,517	30-Jun-19		1,156,517	
AKARIM AGENCIES COMPANY	Agriculture, Livestock and Fisheries	56,420	30-Jun-19		56,420	
CAPTAIN ANDYS FISHING	Agriculture, Livestock and Fisheries	113,793	30-Jun-19		113,793	
EQUIP AFRICA INSTITUTE	Agriculture, Livestock and Fisheries	142,241	30-Jun-19		142,241	
FREE WORLD VIDEO PRODUCTION	Agriculture, Livestock and Fisheries	184,914	30-Jun-19		184,914	
HAMPSTAD INVESTMENT LTD	Agriculture, Livestock and Fisheries	1,911,724	30-Jun-19		1,911,724	
INTERCITY SECURE HOMES LTD	Agriculture, Livestock and Fisheries	262,791	30-Jun-19		262,791	
KENYA SCHOOL OF GOVERNMENT	Agriculture, Livestock and Fisheries	330,000	30-Jun-19		330,000	
KENYA SCHOOL OF GOVERNMENT	Agriculture, Livestock and Fisheries	131,617	30-Jun-19		131,617	
RENTOKIL INITIAL KENYA LTD	Agriculture, Livestock and Fisheries	21,364	30-Jun-19		21,364	
SHIMASY TRAVEL CO. LTD	Agriculture, Livestock and Fisheries	1,112,500	30-Jun-19		1,112,500	
MOMBASA WATER SUPPLY AND SANITATION COMPANY LIMITED	County Planning, Land and Housing	74,012	23-Feb-17	74,012	0	74,012
COMMISSIONER OF VAT	County Planning, Land and Housing	172,855	30-Oct-17	172,855	0	172,855
COMMISSIONER OF VAT	County Planning, Land and Housing	103,769	15-Nov-17	103,769	0	103,769
COMMISSIONER OF VAT	County Planning, Land and Housing	51,466	15-Nov-17	51,466	0	51,466
COMMISSIONER OF VAT	County Planning, Land and Housing	480,000	15-Dec-17	480,000	0	480,000
COMMISSIONER OF INCOME TAX	County Planning, Land and Housing	159,564	11-Jan-18	159,564	0	159,564
FEDERATION OF KENYA EMPLOYERS	County Planning, Land and Housing	125,000	19-Jan-18	125,000	0	125,000
COMMISSIONER OF VAT	County Planning, Land and Housing	672,414	22-Feb-18	672,414	0	672,414
COMMISSIONER OF VAT	County Planning, Land and Housing	175,893	07-May-18	175,893	0	175,893
COMMISSIONER OF VAT	County Planning, Land and Housing	136,305	11-May-18	136,305	0	136,305
COMMISSIONER OF VAT	County Planning, Land and Housing	94,376	11-May-18	94,376	0	94,376
COMMISSIONER OF VAT	County Planning, Land and Housing	147,076	31-May-18	147,076	0	147,076
COMMISSIONER OF INCOME TAX	County Planning, Land and Housing	843,500	04-Jun-18	843,500	0	843,500
COMMISSIONER OF INCOME TAX	County Planning, Land and Housing	533,200	04-Jun-18	533,200	0	533,200
COMMISSIONER OF INCOME TAX	County Planning, Land and Housing	480,715	04-Jun-18	480,715	0	480,715
COMMISSIONER OF VAT	County Planning, Land and Housing	872,586	04-Jun-18	872,586	0	872,586

COMMISSIONER OF VAT	County Planning, Land and Housing	551,586	04-Jun-18	551,586	0	551,586
COMMISSIONER OF VAT	County Planning, Land and Housing	497,291	04-Jun-18	497,291	0	497,291
COMMISSIONER OF VAT	County Planning, Land and Housing	315,520	04-Jun-18	315,520	0	315,520
COMMISSIONER OF VAT	County Planning, Land and Housing	307,800	04-Jun-18	307,800	0	307,800
COMMISSIONER OF VAT	County Planning, Land and Housing	300,077	04-Jun-18	300,077	0	300,077
COMMISSIONER OF VAT	County Planning, Land and Housing	155,832	04-Jun-18	155,832	0	155,832
COMMISSIONER OF VAT	County Planning, Land and Housing	102,828	04-Jun-18	102,828	0	102,828
COMMISSIONER OF VAT	County Planning, Land and Housing	63,776	04-Jun-18	63,776	0	63,776
COMMISSIONER OF INCOME TAX	County Planning, Land and Housing	342,036	05-Jun-18	342,036	0	342,036
COMMISSIONER OF VAT	County Planning, Land and Housing	672,414	05-Jun-18	672,414	0	672,414
COMMISSIONER OF VAT	County Planning, Land and Housing	589,717	05-Jun-18	589,717	0	589,717
FIRST LAW CONSULT LIMITED - LPHDEVJUN1818 /	County Planning, Land and Housing	1,300,000	05-Jun-18	1,300,000	0	1,300,000
FIRST LAW CONSULT LIMITED - LPHDEVJUN1819 /	County Planning, Land and Housing	1,300,000	05-Jun-18	1,300,000	0	1,300,000
COMMISSIONER OF VAT	County Planning, Land and Housing	149,638	07-Jun-18	149,638	0	149,638
COMMISSIONER OF VAT	County Planning, Land and Housing	21,724	07-Jun-18	21,724	0	21,724
COMMISSIONER OF VAT	County Planning, Land and Housing	182,217	08-Jun-18	182,217	0	182,217
COMMISSIONER OF VAT	County Planning, Land and Housing	166,546	08-Jun-18	166,546	0	166,546
COMMISSIONER OF VAT	County Planning, Land and Housing	17,322	08-Jun-18	17,322	0	17,322
COMMISSIONER OF VAT	County Planning, Land and Housing	238,210	11-Jun-18	238,210	0	238,210
COMMISSIONER OF VAT	County Planning, Land and Housing	206,335	11-Jun-18	206,335	0	206,335
COMMISSIONER OF INCOME TAX	County Planning, Land and Housing	109,500	21-Jun-18	109,500	0	109,500
COMMISSIONER OF VAT	County Planning, Land and Housing	96,724	30-Jun-18	96,724	0	96,724
COMMISSIONER OF VAT	County Planning, Land and Housing	77,434	30-Jun-18	77,434	0	77,434
COMMISSIONER OF VAT	County Planning, Land and Housing	18,000	30-Jun-18	18,000	0	18,000
COMMISSIONER OF VAT	County Planning, Land and Housing	8,760	30-Jun-18	8,760	0	8,760
FIRST LAW CONSULT LIMITED - LPHDEVJUN1820 /	County Planning, Land and Housing	1,140,120	30-Jul-18	1,140,120	0	1,140,120
COMMISSIONER OF VAT	County Planning, Land and Housing	480,000	31-Jul-18	480,000	0	480,000

COMMISSIONER OF VAT	County Planning, Land and Housing	464,000	31-Jul-18	464,000	0	464,000
AGRICULTURAL SOCIETY OF KENYA	County Planning, Land and Housing	40,500	15-Nov-18		40,500	
Canlip International Limited	County Planning, Land and Housing	2,725,056	30-May-19		2,725,056	
Takyler Building And Construction (k) Limited	County Planning, Land and Housing	3,792,610	24-Jun-19		3,792,610	
BASHRAIL PRINTERS LTD	County Planning, Land and Housing	894,000	30-Jun-19		894,000	
COMMISSIONER OF VAT	Devolution and Public Service Administration	74,922	07-Mar-18	74,922	0	74,922
COMMISSIONER OF VAT	Devolution and Public Service Administration	74,922	07-Mar-18	74,922	0	74,922
COMMISSIONER OF VAT	Devolution and Public Service Administration	92,948	23-Mar-18	92,948	0	92,948
COMMISSIONER OF VAT	Devolution and Public Service Administration	78,078	23-Mar-18	78,078	0	78,078
COMMISSIONER OF VAT	Devolution and Public Service Administration	74,431	23-Mar-18	74,431	0	74,431
COMMISSIONER OF VAT	Devolution and Public Service Administration	74,431	23-Mar-18	74,431	0	74,431
COMMISSIONER OF VAT	Devolution and Public Service Administration	64,629	23-Mar-18	64,629	0	64,629
COMMISSIONER OF VAT	Devolution and Public Service Administration	60,983	23-Mar-18	60,983	0	60,983
COMMISSIONER OF VAT	Devolution and Public Service Administration	14,955	04-Jun-18	14,955	0	14,955
COMMISSIONER OF VAT	Devolution and Public Service Administration	42,048	05-Jun-18	42,048	0	42,048
COMMISSIONER OF VAT	Devolution and Public Service Administration	31,022	05-Jun-18	31,022	0	31,022
COMMISSIONER OF VAT	Devolution and Public Service Administration	23,136	08-Jun-18	23,136	0	23,136
COMMISSIONER OF VAT	Devolution and Public Service Administration	82,997	11-Jun-18	82,997	0	82,997
COMMISSIONER OF VAT	Devolution and Public Service Administration	33,285	11-Jun-18	33,285	0	33,285
COMMISSIONER OF VAT	Devolution and Public Service Administration	101,995	26-Jun-18	101,995	0	101,995
COMMISSIONER OF VAT	Devolution and Public Service Administration	98,269	26-Jun-18	98,269	0	98,269
COMMISSIONER OF VAT	Devolution and Public Service Administration	84,649	26-Jun-18	84,649	0	84,649
COMMISSIONER OF VAT	Devolution and Public Service Administration	49,728	26-Jun-18	49,728	0	49,728
DOLPHIN GLOBAL VENTURES LIMITED	Devolution and Public Service Administration	424,164	31-Jul-18	424,164	0	424,164
SUN N SAND BEACH HOTEL LIMITED	Devolution and Public Service Administration	610,216	31-Jul-18	610,216	0	610,216

COMMISSIONER OF VAT	Devolution and Public Service Administration	74,922	01-Aug-18	74,922	0	74,922
COMMISSIONER OF VAT	Devolution and Public Service Administration	74,922	01-Aug-18	74,922	0	74,922
COMMISSIONER OF VAT	Devolution and Public Service Administration	74,922	01-Aug-18	74,922	0	74,922
COMMISSIONER OF VAT	Devolution and Public Service Administration	74,922	01-Aug-18	74,922	0	74,922
COMMISSIONER OF VAT	Devolution and Public Service Administration	74,922	01-Aug-18	74,922	0	74,922
COMMISSIONER OF VAT	Devolution and Public Service Administration	74,922	01-Aug-18	74,922	0	74,922
COMMISSIONER OF VAT	Devolution and Public Service Administration	74,922	01-Aug-18	74,922	0	74,922
SUN N SAND BEACH HOTEL LIMITED	Devolution and Public Service Administration	580,819	18-Jan-19		580,819	
LUCKY TECH SOLUTIONS	Devolution and Public Service Administration	1,973,200	23-May-19		1,973,200	
MARCHAR TRADERS	Devolution and Public Service Administration	1,632,000	24-Jun-19		1,632,000	
COUNCIL OF GOVERNORS	Devolution and Public Service Administration	200,000	30-Jun-19		200,000	
DIANI REEF HOTEL	Devolution and Public Service Administration	998,534	30-Jun-19		998,534	
DIRECTOR OF PENSION	Devolution and Public Service Administration	325,912	30-Jun-19		325,912	
INSTITUTE OF HUMAN RESOURCE MANAGEMENT	Devolution and Public Service Administration	80,438	30-Jun-19		80,438	
JOCHAM HOSPITAL	Devolution and Public Service Administration	54,882	30-Jun-19		54,882	
KENYA SCHOOL OF GOVERNMENT-MSA	Devolution and Public Service Administration	1,036,640	30-Jun-19		1,036,640	
LUCKY TECH SOLUTION	Devolution and Public Service Administration	1,208,100	30-Jun-19		1,208,100	
MANCOM CONSTRUCTION CO. LTD	Devolution and Public Service Administration	381,200	30-Jun-19		381,200	
AJ CALEBS INVESTMENTS LIMITED	Education	270,000	29-May-17	270,000	0	270,000
AGRICULTURAL SOCIETY OF KENYA	Education	374,500	13-Jun-17	374,500	0	374,500
COMMISSIONER OF VAT	Education	88,050	06-Nov-17	88,050	0	88,050
COMMISSIONER OF VAT	Education	103,267	01-Dec-17	103,267	0	103,267
COMMISSIONER OF VAT	Education	91,164	01-Dec-17	91,164	0	91,164
COMMISSIONER OF VAT	Education	66,724	01-Dec-17	66,724	0	66,724
COMMISSIONER OF VAT	Education	63,233	01-Dec-17	63,233	0	63,233

COMMISSIONER OF VAT	Education	68,121	05-Dec-17	68,121	0	68,121
COMMISSIONER OF VAT	Education	105,624	04-Jan-18	105,624	0	105,624
COMMISSIONER OF VAT	Education	25,221	24-Jan-18	25,221	0	25,221
COMMISSIONER OF VAT	Education	2,245	24-Jan-18	2,245	0	2,245
COMMISSIONER OF VAT	Education	165,221	29-Jan-18	165,221	0	165,221
COMMISSIONER OF VAT	Education	158,159	29-Jan-18	158,159	0	158,159
COMMISSIONER OF VAT	Education	103,144	29-Jan-18	103,144	0	103,144
COMMISSIONER OF VAT	Education	102,155	12-Apr-18	102,155	0	102,155
COMMISSIONER OF INCOME TAX	Education	92,800	31-May-18	92,800	0	92,800
COMMISSIONER OF VAT	Education	96,000	31-May-18	96,000	0	96,000
COMMISSIONER OF VAT	Education	8,100	05-Jun-18	8,100	0	8,100
COMMISSIONER OF VAT	Education	8,405	08-Jun-18	8,405	0	8,405
COMMISSIONER OF VAT	Education	97,800	20-Jun-18	97,800	0	97,800
COMMISSIONER OF VAT	Education	17,586	28-Jun-18	17,586	0	17,586
COMMISSIONER OF VAT	Education	62,069	31-Jul-18	62,069	0	62,069
SAHAAH FOWARDERS LIMITED	Education	780,000	26-Jun-19		780,000	
SAHAAH FOWARDERS LIMITED	Education	437,000	26-Jun-19		437,000	
SAHAAH FOWARDERS LIMITED	Education	260,000	26-Jun-19		260,000	
SAHAAH FOWARDERS LIMITED	Education	150,000	26-Jun-19		150,000	
SAHAAH FOWARDERS LIMITED	Education	72,000	26-Jun-19		72,000	
AGA KHAN HOSPITAL	Education	40,237	30-Jun-19		40,237	
AGRICULTURE SOCIETY OF KENYA	Education	355,129	30-Jun-19		355,129	
NATIONAL INDUSTRIAL TRAINING AUTHORITY	Education	2,000,000	30-Jun-19		2,000,000	
SUN N SAND BEACH HOTEL LIMITED	Energy,Environment and Waste Management	426,487	22-Nov-18		426,487	
Rivviera Agencies Limited	Energy,Environment and Waste Management	1,200,000	21-Jun-19		1,200,000	
AGRICULTURAL SOCIETY OF KENYA	Finance and Economic Planning	1,219,600	05-Sep-16	1,219,600	0	1,219,600
LANTECH DATA SERVICES	Finance and Economic Planning	2,050,880	10-Mar-17	2,050,880	0	2,050,880

LANTECH DATA SERVICES	Finance and Economic Planning	2,050,880	14-Mar-17	2,050,880	0	2,050,880
MOMBASA WATER SUPPLY AND SANITATION COMPANY LIMITED	Finance and Economic Planning	195,200	21-Mar-17	195,200	0	195,200
LET IT GROW AFRICA LIMITED	Finance and Economic Planning	573,600	05-May-17	573,600	0	573,600
NOVA MEDIA LIMITED	Finance and Economic Planning	92,800	11-May-17	92,800	0	92,800
AGRICULTURAL SOCIETY OF KENYA	Finance and Economic Planning	327,600	17-May-17	327,600	0	327,600
BENS ELECTRONIC SERVICES LTD	Finance and Economic Planning	104,400	17-May-17	104,400	0	104,400
MWANGI NJENGA AND COMPANY ADVOCATES	Finance and Economic Planning	625,000	17-May-17	625,000	0	625,000
MWANGI NJENGA AND COMPANY ADVOCATES	Finance and Economic Planning	491,007	17-May-17	491,007	0	491,007
MWANGI NJENGA AND COMPANY ADVOCATES	Finance and Economic Planning	481,000	17-May-17	481,000	0	481,000
MWANGI NJENGA AND COMPANY ADVOCATES	Finance and Economic Planning	388,000	17-May-17	388,000	0	388,000
MWANGI NJENGA AND COMPANY ADVOCATES	Finance and Economic Planning	229,000	17-May-17	229,000	0	229,000
MWANGI NJENGA AND COMPANY ADVOCATES	Finance and Economic Planning	117,000	17-May-17	117,000	0	117,000
BASHRAHIL PRINTERS	Finance and Economic Planning	1,911,000	05-Jun-17	1,911,000	0	1,911,000
MEDIAMAX NETWORK LIMITED	Finance and Economic Planning	812,000	19-Jun-17	812,000	0	812,000
MEDIAMAX NETWORK LIMITED	Finance and Economic Planning	92,800	19-Jun-17	92,800	0	92,800
MEDIAMAX NETWORK LIMITED	Finance and Economic Planning	92,800	19-Jun-17	92,800	0	92,800
COMMISSIONER OF VAT	Finance and Economic Planning	61,934	14-Aug-17	61,934	0	61,934
ILINOY PRESTIGE LIMITED - FINAUG1717 /	Finance and Economic Planning	108,416	14-Aug-17	108,416	0	108,416
COMMISSIONER OF VAT	Finance and Economic Planning	72,007	06-Sep-17	72,007	0	72,007
COMMISSIONER OF VAT	Finance and Economic Planning	58,752	18-Sep-17	58,752	0	58,752
COMMISSIONER OF INCOME TAX	Finance and Economic Planning	104,000	29-Sep-17	104,000	0	104,000
COMMISSIONER OF INCOME TAX	Finance and Economic Planning	98,455	10-Oct-17	98,455	0	98,455
COMMISSIONER OF VAT	Finance and Economic Planning	101,850	10-Oct-17	101,850	0	101,850
COMMISSIONER OF VAT	Finance and Economic Planning	454,782	11-Oct-17	454,782	0	454,782
COMMISSIONER OF VAT	Finance and Economic Planning	62,069	11-Oct-17	62,069	0	62,069
COMMISSIONER OF VAT	Finance and Economic Planning	354,347	16-Oct-17	354,347	0	354,347
LIMEC ENTERPRISES - FINDEVOCT17120 /	Finance and Economic Planning	375,768	23-Oct-17	375,768	0	375,768

COMMISSIONER OF VAT	Finance and Economic Planning	174,241	30-Oct-17	174,241	0	174,241
COMMISSIONER OF VAT	Finance and Economic Planning	126,343	30-Oct-17	126,343	0	126,343
COMMISSIONER OF VAT	Finance and Economic Planning	52,966	30-Oct-17	52,966	0	52,966
COMMISSIONER OF VAT	Finance and Economic Planning	7,267	30-Oct-17	7,267	0	7,267
COMMISSIONER OF VAT	Finance and Economic Planning	70,345	02-Nov-17	70,345	0	70,345
COMMISSIONER OF VAT	Finance and Economic Planning	73,937	01-Dec-17	73,937	0	73,937
COMMISSIONER OF VAT	Finance and Economic Planning	246,103	07-Dec-17	246,103	0	246,103
COMMISSIONER OF VAT	Finance and Economic Planning	206,884	14-Dec-17	206,884	0	206,884
COMMISSIONER OF VAT	Finance and Economic Planning	205,578	14-Dec-17	205,578	0	205,578
COMMISSIONER OF INCOME TAX	Finance and Economic Planning	464,000	15-Dec-17	464,000	0	464,000
COMMISSIONER OF VAT	Finance and Economic Planning	310,388	19-Dec-17	310,388	0	310,388
MASUMALI MEGHJI INSURANCE BROKERS LTD	Finance and Economic Planning	126,132	19-Dec-17	126,132	0	126,132
COMMISSIONER OF VAT	Finance and Economic Planning	62,070	20-Dec-17	62,070	0	62,070
COMMISSIONER OF VAT	Finance and Economic Planning	26,379	20-Dec-17	26,379	0	26,379
COMMISSIONER OF VAT	Finance and Economic Planning	155,172	21-Dec-17	155,172	0	155,172
COMMISSIONER OF VAT	Finance and Economic Planning	62,742	28-Dec-17	62,742	0	62,742
COMMISSIONER OF VAT	Finance and Economic Planning	112,051	04-Jan-18	112,051	0	112,051
COMMISSIONER OF VAT	Finance and Economic Planning	37,241	04-Jan-18	37,241	0	37,241
COMMISSIONER OF VAT	Finance and Economic Planning	33,793	04-Jan-18	33,793	0	33,793
COMMISSIONER OF INCOME TAX	Finance and Economic Planning	203,000	18-Jan-18	203,000	0	203,000
COMMISSIONER OF VAT	Finance and Economic Planning	210,000	18-Jan-18	210,000	0	210,000
COMMISSIONER OF VAT	Finance and Economic Planning	545,312	23-Jan-18	545,312	0	545,312
COMMISSIONER OF VAT	Finance and Economic Planning	452,810	23-Jan-18	452,810	0	452,810
COMMISSIONER OF VAT	Finance and Economic Planning	103,448	23-Jan-18	103,448	0	103,448
COMMISSIONER OF VAT	Finance and Economic Planning	103,448	23-Jan-18	103,448	0	103,448
COMMISSIONER OF VAT	Finance and Economic Planning	103,448	23-Jan-18	103,448	0	103,448
COMMISSIONER OF VAT	Finance and Economic Planning	102,414	23-Jan-18	102,414	0	102,414

COMMISSIONER OF VAT	Finance and Economic Planning	98,690	23-Jan-18	98,690	0	98,690
COMMISSIONER OF VAT	Finance and Economic Planning	98,690	23-Jan-18	98,690	0	98,690
COMMISSIONER OF VAT	Finance and Economic Planning	98,690	23-Jan-18	98,690	0	98,690
COMMISSIONER OF VAT	Finance and Economic Planning	98,690	23-Jan-18	98,690	0	98,690
COMMISSIONER OF VAT	Finance and Economic Planning	98,690	23-Jan-18	98,690	0	98,690
COMMISSIONER OF VAT	Finance and Economic Planning	98,690	26-Jan-18	98,690	0	98,690
COMMISSIONER OF VAT	Finance and Economic Planning	96,828	26-Jan-18	96,828	0	96,828
COMMISSIONER OF VAT	Finance and Economic Planning	43,035	26-Jan-18	43,035	0	43,035
COMMISSIONER OF VAT	Finance and Economic Planning	43,035	26-Jan-18	43,035	0	43,035
COMMISSIONER OF VAT	Finance and Economic Planning	42,908	26-Jan-18	42,908	0	42,908
COMMISSIONER OF VAT	Finance and Economic Planning	419,682	22-Feb-18	419,682	0	419,682
COMMISSIONER OF VAT	Finance and Economic Planning	103,448	23-Feb-18	103,448	0	103,448
COMMISSIONER OF VAT	Finance and Economic Planning	101,121	23-Feb-18	101,121	0	101,121
COMMISSIONER OF VAT	Finance and Economic Planning	98,690	23-Feb-18	98,690	0	98,690
COMMISSIONER OF VAT	Finance and Economic Planning	98,690	23-Feb-18	98,690	0	98,690
COMMISSIONER OF VAT	Finance and Economic Planning	98,690	23-Feb-18	98,690	0	98,690
COMMISSIONER OF VAT	Finance and Economic Planning	98,690	23-Feb-18	98,690	0	98,690
COMMISSIONER OF VAT	Finance and Economic Planning	96,828	23-Feb-18	96,828	0	96,828
COMMISSIONER OF VAT	Finance and Economic Planning	93,103	23-Feb-18	93,103	0	93,103
COMMISSIONER OF VAT	Finance and Economic Planning	93,103	23-Feb-18	93,103	0	93,103
COMMISSIONER OF VAT	Finance and Economic Planning	82,241	23-Feb-18	82,241	0	82,241
COMMISSIONER OF VAT	Finance and Economic Planning	69,828	23-Feb-18	69,828	0	69,828
COMMISSIONER OF VAT	Finance and Economic Planning	43,035	23-Feb-18	43,035	0	43,035
COMMISSIONER OF VAT	Finance and Economic Planning	102,672	26-Feb-18	102,672	0	102,672
COMMISSIONER OF VAT	Finance and Economic Planning	84,000	13-Apr-18	84,000	0	84,000
COMMISSIONER OF VAT	Finance and Economic Planning	15,000	13-Apr-18	15,000	0	15,000
COMMISSIONER OF VAT	Finance and Economic Planning	12,280	23-Apr-18	12,280	0	12,280

COMMISSIONER OF VAT	Finance and Economic Planning	103,449	10-May-18	103,449	0	103,449
COMMISSIONER OF VAT	Finance and Economic Planning	103,448	10-May-18	103,448	0	103,448
COMMISSIONER OF VAT	Finance and Economic Planning	103,448	11-May-18	103,448	0	103,448
COMMISSIONER OF VAT	Finance and Economic Planning	14,880	11-May-18	14,880	0	14,880
COMMISSIONER OF VAT	Finance and Economic Planning	3,900	11-May-18	3,900	0	3,900
COMMISSIONER OF VAT	Finance and Economic Planning	76,293	17-May-18	76,293	0	76,293
COMMISSIONER OF VAT	Finance and Economic Planning	90,000	22-May-18	90,000	0	90,000
COMMISSIONER OF VAT	Finance and Economic Planning	75,600	22-May-18	75,600	0	75,600
COMMISSIONER OF VAT	Finance and Economic Planning	176,400	23-May-18	176,400	0	176,400
COMMISSIONER OF VAT	Finance and Economic Planning	50,379	23-May-18	50,379	0	50,379
COMMISSIONER OF VAT	Finance and Economic Planning	12,931	24-May-18	12,931	0	12,931
COMMISSIONER OF VAT	Finance and Economic Planning	268,707	28-May-18	268,707	0	268,707
COMMISSIONER OF VAT	Finance and Economic Planning	189,026	28-May-18	189,026	0	189,026
COMMISSIONER OF VAT	Finance and Economic Planning	156,600	28-May-18	156,600	0	156,600
COMMISSIONER OF VAT	Finance and Economic Planning	130,022	28-May-18	130,022	0	130,022
COMMISSIONER OF VAT	Finance and Economic Planning	124,526	28-May-18	124,526	0	124,526
COMMISSIONER OF VAT	Finance and Economic Planning	32,565	29-May-18	32,565	0	32,565
COMMISSIONER OF VAT	Finance and Economic Planning	14,162	29-May-18	14,162	0	14,162
COMMISSIONER OF VAT	Finance and Economic Planning	196,810	31-May-18	196,810	0	196,810
COMMISSIONER OF VAT	Finance and Economic Planning	135,228	04-Jun-18	135,228	0	135,228
COMMISSIONER OF VAT	Finance and Economic Planning	103,448	04-Jun-18	103,448	0	103,448
COMMISSIONER OF VAT	Finance and Economic Planning	103,448	04-Jun-18	103,448	0	103,448
COMMISSIONER OF VAT	Finance and Economic Planning	103,448	04-Jun-18	103,448	0	103,448
COMMISSIONER OF VAT	Finance and Economic Planning	103,190	04-Jun-18	103,190	0	103,190
COMMISSIONER OF VAT	Finance and Economic Planning	103,190	04-Jun-18	103,190	0	103,190
COMMISSIONER OF VAT	Finance and Economic Planning	98,017	04-Jun-18	98,017	0	98,017
COMMISSIONER OF VAT	Finance and Economic Planning	80,431	04-Jun-18	80,431	0	80,431

COMMISSIONER OF VAT	Finance and Economic Planning	51,724	04-Jun-18	51,724	0	51,724
COMMISSIONER OF VAT	Finance and Economic Planning	51,724	04-Jun-18	51,724	0	51,724
COMMISSIONER OF VAT	Finance and Economic Planning	4,423	04-Jun-18	4,423	0	4,423
COMMISSIONER OF VAT	Finance and Economic Planning	96,558	05-Jun-18	96,558	0	96,558
COMMISSIONER OF VAT	Finance and Economic Planning	80,550	05-Jun-18	80,550	0	80,550
COMMISSIONER OF VAT	Finance and Economic Planning	7,241	05-Jun-18	7,241	0	7,241
COMMISSIONER OF VAT	Finance and Economic Planning	1,898	05-Jun-18	1,898	0	1,898
COMMISSIONER OF VAT	Finance and Economic Planning	1,862	05-Jun-18	1,862	0	1,862
COMMISSIONER OF VAT	Finance and Economic Planning	1,397	05-Jun-18	1,397	0	1,397
COMMISSIONER OF INCOME TAX	Finance and Economic Planning	90,000	07-Jun-18	90,000	0	90,000
COMMISSIONER OF VAT	Finance and Economic Planning	49,202	07-Jun-18	49,202	0	49,202
COMMISSIONER OF VAT	Finance and Economic Planning	35,880	07-Jun-18	35,880	0	35,880
COMMISSIONER OF VAT	Finance and Economic Planning	31,125	07-Jun-18	31,125	0	31,125
COMMISSIONER OF VAT	Finance and Economic Planning	26,638	07-Jun-18	26,638	0	26,638
COMMISSIONER OF VAT	Finance and Economic Planning	22,302	07-Jun-18	22,302	0	22,302
COMMISSIONER OF VAT	Finance and Economic Planning	22,038	07-Jun-18	22,038	0	22,038
COMMISSIONER OF VAT	Finance and Economic Planning	21,988	07-Jun-18	21,988	0	21,988
COMMISSIONER OF VAT	Finance and Economic Planning	21,746	07-Jun-18	21,746	0	21,746
COMMISSIONER OF VAT	Finance and Economic Planning	18,000	07-Jun-18	18,000	0	18,000
COMMISSIONER OF VAT	Finance and Economic Planning	17,094	07-Jun-18	17,094	0	17,094
COMMISSIONER OF VAT	Finance and Economic Planning	13,190	07-Jun-18	13,190	0	13,190
COMMISSIONER OF VAT	Finance and Economic Planning	12,821	07-Jun-18	12,821	0	12,821
COMMISSIONER OF VAT	Finance and Economic Planning	11,172	07-Jun-18	11,172	0	11,172
COMMISSIONER OF VAT	Finance and Economic Planning	9,600	07-Jun-18	9,600	0	9,600
COMMISSIONER OF VAT	Finance and Economic Planning	7,371	07-Jun-18	7,371	0	7,371
COMMISSIONER OF VAT	Finance and Economic Planning	3,900	07-Jun-18	3,900	0	3,900
COMMISSIONER OF VAT	Finance and Economic Planning	129,310	08-Jun-18	129,310	0	129,310

COMMISSIONER OF VAT	Finance and Economic Planning	100,086	08-Jun-18	100,086	0	100,086
COMMISSIONER OF VAT	Finance and Economic Planning	93,766	08-Jun-18	93,766	0	93,766
COMMISSIONER OF VAT	Finance and Economic Planning	91,614	08-Jun-18	91,614	0	91,614
COMMISSIONER OF VAT	Finance and Economic Planning	8,379	12-Jun-18	8,379	0	8,379
COMMISSIONER OF VAT	Finance and Economic Planning	11,220	13-Jun-18	11,220	0	11,220
COMMISSIONER OF VAT	Finance and Economic Planning	103,448	16-Jun-18	103,448	0	103,448
COMMISSIONER OF VAT	Finance and Economic Planning	103,448	19-Jun-18	103,448	0	103,448
COMMISSIONER OF VAT	Finance and Economic Planning	102,931	19-Jun-18	102,931	0	102,931
COMMISSIONER OF VAT	Finance and Economic Planning	32,586	19-Jun-18	32,586	0	32,586
COMMISSIONER OF INCOME TAX	Finance and Economic Planning	111,650	21-Jun-18	111,650	0	111,650
COMMISSIONER OF VAT	Finance and Economic Planning	115,500	21-Jun-18	115,500	0	115,500
COMMISSIONER OF VAT	Finance and Economic Planning	96,306	25-Jun-18	96,306	0	96,306
COMMISSIONER OF VAT	Finance and Economic Planning	34,706	25-Jun-18	34,706	0	34,706
COMMISSIONER OF VAT	Finance and Economic Planning	9,000	26-Jun-18	9,000	0	9,000
COMMISSIONER OF VAT	Finance and Economic Planning	51,095	27-Jun-18	51,095	0	51,095
COMMISSIONER OF VAT	Finance and Economic Planning	103,241	29-Jun-18	103,241	0	103,241
COMMISSIONER OF VAT	Finance and Economic Planning	99,569	29-Jun-18	99,569	0	99,569
PORTWAYS GENERAL SERVICES	Finance and Economic Planning	597,414	29-Jun-18	597,414	0	597,414
COMMISSIONER OF VAT	Finance and Economic Planning	135,000	30-Jun-18	135,000	0	135,000
COMMISSIONER OF VAT	Finance and Economic Planning	103,448	30-Jun-18	103,448	0	103,448
COMMISSIONER OF VAT	Finance and Economic Planning	102,879	30-Jun-18	102,879	0	102,879
COMMISSIONER OF VAT	Finance and Economic Planning	98,276	30-Jun-18	98,276	0	98,276
COMMISSIONER OF VAT	Finance and Economic Planning	97,324	30-Jun-18	97,324	0	97,324
COMMISSIONER OF VAT	Finance and Economic Planning	94,500	30-Jun-18	94,500	0	94,500
COMMISSIONER OF VAT	Finance and Economic Planning	90,140	30-Jun-18	90,140	0	90,140
COMMISSIONER OF VAT	Finance and Economic Planning	87,931	30-Jun-18	87,931	0	87,931
COMMISSIONER OF VAT	Finance and Economic Planning	72,115	30-Jun-18	72,115	0	72,115

COMMISSIONER OF VAT	Finance and Economic Planning	56,897	30-Jun-18	56,897	0	56,897
COMMISSIONER OF VAT	Finance and Economic Planning	30,051	30-Jun-18	30,051	0	30,051
COMMISSIONER OF VAT	Finance and Economic Planning	26,638	30-Jun-18	26,638	0	26,638
COMMISSIONER OF VAT	Finance and Economic Planning	23,520	30-Jun-18	23,520	0	23,520
COMMISSIONER OF VAT	Finance and Economic Planning	13,658	30-Jun-18	13,658	0	13,658
COMMISSIONER OF VAT	Finance and Economic Planning	12,156	30-Jun-18	12,156	0	12,156
COMMISSIONER OF VAT	Finance and Economic Planning	11,483	30-Jun-18	11,483	0	11,483
COMMISSIONER OF VAT	Finance and Economic Planning	6,129	30-Jun-18	6,129	0	6,129
COMMISSIONER OF VAT	Finance and Economic Planning	440,544	31-Jul-18	440,544	0	440,544
COMMISSIONER OF VAT	Finance and Economic Planning	438,103	31-Jul-18	438,103	0	438,103
COMMISSIONER OF VAT	Finance and Economic Planning	363,549	31-Jul-18	363,549	0	363,549
COMMISSIONER OF VAT	Finance and Economic Planning	360,440	31-Jul-18	360,440	0	360,440
COMMISSIONER OF VAT	Finance and Economic Planning	308,021	31-Jul-18	308,021	0	308,021
COMMISSIONER OF VAT	Finance and Economic Planning	194,363	31-Jul-18	194,363	0	194,363
COMMISSIONER OF VAT	Finance and Economic Planning	112,730	31-Jul-18	112,730	0	112,730
COMMISSIONER OF VAT	Finance and Economic Planning	29,418	31-Jul-18	29,418	0	29,418
madzayo mrima and jadi advocates	Finance and Economic Planning	1,868,414	31-Jul-18	1,868,414	0	1,868,414
madzayo mrima and jadi advocates	Finance and Economic Planning	833,600	31-Jul-18	833,600	0	833,600
madzayo mrima and jadi advocates	Finance and Economic Planning	468,900	31-Jul-18	468,900	0	468,900
MEDIAMAX NETWORK LIMITED	Finance and Economic Planning	165,000	31-Jul-18	165,000	0	165,000
MVITA AUTO SERVICE	Finance and Economic Planning	398,276	31-Jul-18	398,276	0	398,276
MVITA AUTO SERVICE	Finance and Economic Planning	272,800	31-Jul-18	272,800	0	272,800
NATION MEDIA GROUP LIMITED	Finance and Economic Planning	313,390	31-Jul-18	313,390	0	313,390
NATION MEDIA GROUP LIMITED	Finance and Economic Planning	135,135	31-Jul-18	135,135	0	135,135
NORTH COAST BEACH HOTEL	Finance and Economic Planning	488,362	31-Jul-18	488,362	0	488,362
NORTH COAST BEACH HOTEL	Finance and Economic Planning	241,810	31-Jul-18	241,810	0	241,810
NORTH COAST BEACH HOTEL	Finance and Economic Planning	132,759	31-Jul-18	132,759	0	132,759

NORTH COAST BEACH HOTEL	Finance and Economic Planning	71,500	31-Jul-18	71,500	0	71,500
SUN N SAND	Finance and Economic Planning	153,621	31-Jul-18	153,621	0	153,621
COMMISSIONER OF INCOME TAX	Finance and Economic Planning	8,160	01-Aug-18	8,160	0	8,160
COMMISSIONER OF VAT	Finance and Economic Planning	206,897	01-Aug-18	206,897	0	206,897
COMMISSIONER OF VAT	Finance and Economic Planning	206,897	01-Aug-18	206,897	0	206,897
COMMISSIONER OF VAT	Finance and Economic Planning	116,988	01-Aug-18	116,988	0	116,988
COMMISSIONER OF VAT	Finance and Economic Planning	102,466	01-Aug-18	102,466	0	102,466
COMMISSIONER OF VAT	Finance and Economic Planning	101,250	01-Aug-18	101,250	0	101,250
COMMISSIONER OF VAT	Finance and Economic Planning	72,481	01-Aug-18	72,481	0	72,481
COMMISSIONER OF VAT	Finance and Economic Planning	56,077	01-Aug-18	56,077	0	56,077
COMMISSIONER OF VAT	Finance and Economic Planning	54,310	01-Aug-18	54,310	0	54,310
COMMISSIONER OF VAT	Finance and Economic Planning	48,000	01-Aug-18	48,000	0	48,000
KENYA SCHOOL OF GOVERNMENT- LOWER KABETE	Finance and Economic Planning	35,750	17-Oct-18		35,750	
KENYA SCHOOL OF GOVERNMENT	Finance and Economic Planning	61,828	08-Nov-18		61,828	
DT DOBIE AND COMPANY(K) LTD	Finance and Economic Planning	232,852	23-Nov-18		232,852	
KENYA SCHOOL OF GOVERNMENT	Finance and Economic Planning	35,750	16-Jan-19		35,750	
AGRICULTURAL SOCIETY OF KENYA	Finance and Economic Planning	1,525,700	01-Feb-19		1,525,700	
AGRICULTURAL SOCIETY OF KENYA	Finance and Economic Planning	101,000	02-Feb-19		101,000	
KENYA SCHOOL OF GOVERNMENT	Finance and Economic Planning	71,500	13-Feb-19		71,500	
Fikirianeni Enterprises Limited	Finance and Economic Planning	367,310	08-May-19		367,310	
AGRICULTURAL SOCIETY OF KENYA	Finance and Economic Planning	131,000	30-May-19		131,000	
ALYDINE EAST AFRICA LIMITED	Finance and Economic Planning	1,326,400	20-Jun-19		1,326,400	
SHIMASY TRAVEL CO. LTD	Finance and Economic Planning	8,500	21-Jun-19		8,500	
BESTLINE INSURANCE AGENCY	Finance and Economic Planning	1,840,000	24-Jun-19		1,840,000	
BESTLINE INSURANCE AGENCY	Finance and Economic Planning	1,600,000	24-Jun-19		1,600,000	
Elmsgrove Holdings Ltd	Finance and Economic Planning	1,940,500	24-Jun-19		1,940,500	
HAMPSTEAD INVESTMENT LIMITED	Finance and Economic Planning	1,862,750	24-Jun-19		1,862,750	

KENTIMM INVESTMENTS	Finance and Economic Planning	237,500	24-Jun-19	237,500
Ladbrokes Enterprise Limited	Finance and Economic Planning	1,730,600	24-Jun-19	1,730,600
PROMINENT DESTINEY LIMITED	Finance and Economic Planning	1,870,000	24-Jun-19	1,870,000
SAROPIS TRADING LIMITED	Finance and Economic Planning	1,684,000	24-Jun-19	1,684,000
SAROPIS TRADING LIMITED	Finance and Economic Planning	1,680,200	24-Jun-19	1,680,200
XAMDI SUPPLIES LTD	Finance and Economic Planning	1,988,000	24-Jun-19	1,988,000
AGA KHAN HOSPITAL	Finance and Economic Planning	3,077,603	30-Jun-19	3,077,603
ARDENT LIMITED	Finance and Economic Planning	2,005,850	30-Jun-19	2,005,850
INSTITUTE OF INTERNAL AUDITORS	Finance and Economic Planning	495,000	30-Jun-19	495,000
JOSIM INSTANTANEOUS CONSULTIUM CO.LTD	Finance and Economic Planning	17,965,517	30-Jun-19	17,965,517
KENYA SCHOOL OF GOVERNMENT	Finance and Economic Planning	75,400	30-Jun-19	75,400
KENYA SCHOOL OF GOVERNMENT	Finance and Economic Planning	65,200	30-Jun-19	65,200
KENYA SCHOOL OF GOVERNMENT	Finance and Economic Planning	37,700	30-Jun-19	37,700
KENYA SCHOOL OF GOVERNMENT	Finance and Economic Planning	37,700	30-Jun-19	37,700
KENYA SCHOOL OF GOVERNMENT	Finance and Economic Planning	28,300	30-Jun-19	28,300
LIYA MOTORS ENG CO.	Finance and Economic Planning	247,348	30-Jun-19	247,348
MAIMUNA MZEE P/NO 19920013387	Finance and Economic Planning	34,400	30-Jun-19	34,400
MASUMALI MEGHJI INSURANCE BROKERS	Finance and Economic Planning	4,000,000	30-Jun-19	4,000,000
MASUMALI MEGHJI INSURANCE BROKERS	Finance and Economic Planning	3,049,227	30-Jun-19	3,049,227
MASUMALI MEGHJI INSURANCE BROKERS	Finance and Economic Planning	3,000,000	30-Jun-19	3,000,000
MEDIAMAX NETWORK LIMITED	Finance and Economic Planning	812,000	30-Jun-19	812,000
NATIONAL MEDIA GROUP LIMITED	Finance and Economic Planning	436,700	30-Jun-19	436,700
NATIONAL MEDIA GROUP LIMITED	Finance and Economic Planning	266,466	30-Jun-19	266,466
POSTAL CORPERATION OF KENYA	Finance and Economic Planning	18,900	30-Jun-19	18,900
POSTAL CORPERATION OF KENYA	Finance and Economic Planning	18,900	30-Jun-19	18,900
RICHMIND TREASURES	Finance and Economic Planning	132,721	30-Jun-19	132,721
UNIVERSAL CONNECTION LTD	Finance and Economic Planning	190,603	30-Jun-19	190,603

MOMBASA WATER SUPPLY AND SANITATION COMPANY LIMITED	Health	100,000	14-Sep-16	100,000	0	100,000
COMMISSIONER OF VAT	Health	317,753	28-Dec-17	317,753	0	317,753
COMMISSIONER OF VAT	Health	12,414	09-Jun-18	12,414	0	12,414
KENYATTA UNIVERSITY	Health	289,500	15-Feb-19		289,500	
SAFARICOM LIMITED	Health	425,964	30-Jun-19		425,964	
SAFARICOM LIMITED	Health	137,998	30-Jun-19		137,998	
SAFARICOM LIMITED	Health	45,600	30-Jun-19		45,600	
SUN N SAND BEACH HOTEL LIMITED	Public Service Board	175,000	24-Jun-19		175,000	
CALIP INTERNATIONAL	Public Service Board	1,850,000	30-Jun-19		1,850,000	
CALIP INTERNATIONAL	Public Service Board	700,000	30-Jun-19		700,000	
SEA RICHES	Public Service Board	1,492,500	30-Jun-19		1,492,500	
SEA RICHES	Public Service Board	1,435,000	30-Jun-19		1,435,000	
TELVIT INTERNATIONAL	Public Service Board	1,952,500	30-Jun-19		1,952,500	
TELVIT INTERNATIONAL	Public Service Board	1,875,000	30-Jun-19		1,875,000	
TELVIT INTERNATIONAL	Public Service Board	1,800,000	30-Jun-19		1,800,000	
ANNE WAITHIEGENI WACHIRA	The Executive	146,000	28-Sep-16	146,000	0	146,000
A B PATEL AND PATEL ADVOCATES	The Executive	17,366,660	29-Dec-16	17,366,660	0	17,366,660
A B PATEL AND PATEL ADVOCATES	The Executive	8,683,330	30-Dec-16	8,683,330	0	8,683,330
MEDIA MAX NETWORK LTD	The Executive	162,400	13-Jan-17	162,400	0	162,400
madzayo mrima and jadi advocates	The Executive	522,000	10-Feb-17	522,000	0	522,000
madzayo mrima and jadi advocates	The Executive	580,000	10-Feb-17	580,000	0	580,000
madzayo mrima and jadi advocates	The Executive	928,000	10-Feb-17	928,000	0	928,000
madzayo mrima and jadi advocates	The Executive	2,080,000	10-Feb-17	2,080,000	0	2,080,000
HORIZON TRAVEL AGENT SERVICES LIMITED	The Executive	1,161,647	26-May-17	1,161,647	0	1,161,647
Automarine Services Limited	The Executive	63,220	13-Jun-17	63,220	0	63,220
Automarine Services Limited	The Executive	152,610	13-Jun-17	152,610	0	152,610
BALALA AND ABED ADVOCATES	The Executive	464,000	30-Jun-17	464,000	0	464,000

BALALA AND ABED ADVOCATES	The Executive	464,000	30-Jun-17	464,000	0	464,000
COMMISSIONER OF INCOME TAX	The Executive	23,200	28-Aug-17	23,200	0	23,200
COMMISSIONER OF INCOME TAX	The Executive	23,200	28-Aug-17	23,200	0	23,200
COMMISSIONER OF INCOME TAX	The Executive	58,000	28-Aug-17	58,000	0	58,000
COMMISSIONER OF VAT	The Executive	60,000	28-Aug-17	60,000	0	60,000
COMMISSIONER OF INCOME TAX	The Executive	116,000	28-Aug-17	116,000	0	116,000
COMMISSIONER OF INCOME TAX	The Executive	23,200	29-Aug-17	23,200	0	23,200
COMMISSIONER OF INCOME TAX	The Executive	58,000	29-Aug-17	58,000	0	58,000
COMMISSIONER OF VAT	The Executive	60,000	29-Aug-17	60,000	0	60,000
COMMISSIONER OF INCOME TAX	The Executive	121,000	29-Aug-17	121,000	0	121,000
COMMISSIONER OF VAT	The Executive	98,431	12-Sep-17	98,431	0	98,431
COMMISSIONER OF INCOME TAX	The Executive	107,735	10-Oct-17	107,735	0	107,735
COMMISSIONER OF INCOME TAX	The Executive	72,935	12-Oct-17	72,935	0	72,935
COMMISSIONER OF VAT	The Executive	75,450	12-Oct-17	75,450	0	75,450
COMMISSIONER OF VAT	The Executive	55,733	03-Nov-17	55,733	0	55,733
GREE-GO AFRICA LIMITED - EXECDEVNOV171 /	The Executive	166,610	15-Nov-17	166,610	0	166,610
COMMISSIONER OF VAT	The Executive	90,078	05-Dec-17	90,078	0	90,078
COMMISSIONER OF VAT	The Executive	2,160	21-Dec-17	2,160	0	2,160
COMMISSIONER OF VAT	The Executive	31,035	26-Jan-18	31,035	0	31,035
COMMISSIONER OF VAT	The Executive	87,931	26-Jan-18	87,931	0	87,931
COMMISSIONER OF VAT	The Executive	101,224	26-Jan-18	101,224	0	101,224
COMMISSIONER OF VAT	The Executive	101,897	26-Jan-18	101,897	0	101,897
COMMISSIONER OF VAT	The Executive	8,230	29-Jan-18	8,230	0	8,230
COMMISSIONER OF VAT	The Executive	10,749	29-Jan-18	10,749	0	10,749
COMMISSIONER OF INCOME TAX	The Executive	486,772	22-Feb-18	486,772	0	486,772
COMMISSIONER OF VAT	The Executive	503,557	22-Feb-18	503,557	0	503,557
COMMISSIONER OF INCOME TAX	The Executive	516,072	22-Feb-18	516,072	0	516,072

COMMISSIONER OF VAT	The Executive	533,867	22-Feb-18	533,867	0	533,867
COMMISSIONER OF INCOME TAX	The Executive	598,621	22-Feb-18	598,621	0	598,621
COMMISSIONER OF INCOME TAX	The Executive	606,040	22-Feb-18	606,040	0	606,040
COMMISSIONER OF VAT	The Executive	619,263	22-Feb-18	619,263	0	619,263
COMMISSIONER OF VAT	The Executive	626,938	22-Feb-18	626,938	0	626,938
COMMISSIONER OF INCOME TAX	The Executive	642,500	22-Feb-18	642,500	0	642,500
COMMISSIONER OF INCOME TAX	The Executive	650,000	22-Feb-18	650,000	0	650,000
COMMISSIONER OF VAT	The Executive	664,655	22-Feb-18	664,655	0	664,655
COMMISSIONER OF VAT	The Executive	102,931	23-Feb-18	102,931	0	102,931
COMMISSIONER OF VAT	The Executive	103,448	23-Feb-18	103,448	0	103,448
COMMISSIONER OF VAT	The Executive	103,448	10-May-18	103,448	0	103,448
COMMISSIONER OF VAT	The Executive	42,517	11-May-18	42,517	0	42,517
COMMISSIONER OF VAT	The Executive	102,414	11-May-18	102,414	0	102,414
COMMISSIONER OF INCOME TAX	The Executive	79,999	31-May-18	79,999	0	79,999
COMMISSIONER OF VAT	The Executive	82,758	31-May-18	82,758	0	82,758
COMMISSIONER OF VAT	The Executive	95,690	31-May-18	95,690	0	95,690
COMMISSIONER OF VAT	The Executive	102,414	31-May-18	102,414	0	102,414
COMMISSIONER OF VAT	The Executive	33,776	04-Jun-18	33,776	0	33,776
COMMISSIONER OF VAT	The Executive	39,026	04-Jun-18	39,026	0	39,026
COMMISSIONER OF VAT	The Executive	51,724	04-Jun-18	51,724	0	51,724
COMMISSIONER OF VAT	The Executive	93,259	05-Jun-18	93,259	0	93,259
COMMISSIONER OF VAT	The Executive	672,414	05-Jun-18	672,414	0	672,414
COMMISSIONER OF VAT	The Executive	47,276	08-Jun-18	47,276	0	47,276
COMMISSIONER OF VAT	The Executive	9,695	11-Jun-18	9,695	0	9,695
COMMISSIONER OF VAT	The Executive	5,895	12-Jun-18	5,895	0	5,895
GREE-GO AFRICA LIMITED - EXECJUN1847 /	The Executive	114,300	16-Jun-18	114,300	0	114,300
GREE-GO AFRICA LIMITED - EXECDEVJUN182 /	The Executive	226,405	19-Jun-18	226,405	0	226,405

GREE-GO AFRICA LIMITED - EXECDEVJUN1840 /	The Executive	226,405	26-Jun-18	226,405	0	226,405
COMMISSIONER OF VAT	The Executive	96,000	27-Jun-18	96,000	0	96,000
COMMISSIONER OF VAT	The Executive	102,000	27-Jun-18	102,000	0	102,000
COMMISSIONER OF VAT	The Executive	95,431	28-Jun-18	95,431	0	95,431
COMMISSIONER OF VAT	The Executive	20,237	29-Jun-18	20,237	0	20,237
COMMISSIONER OF VAT	The Executive	15,517	30-Jun-18	15,517	0	15,517
COMMISSIONER OF VAT	The Executive	40,293	30-Jun-18	40,293	0	40,293
COMMISSIONER OF VAT	The Executive	83,793	30-Jun-18	83,793	0	83,793
COMMISSIONER OF INCOME TAX	The Executive	175,000	30-Jun-18	175,000	0	175,000
COMMISSIONER OF VAT	The Executive	181,035	30-Jun-18	181,035	0	181,035
CROWN MOTORS GROUP LIMITED	The Executive	80,080	31-Jul-18	80,080	0	80,080
MASUMALI MEGHJI INSURANCE BROKERS L	The Executive	211,096	31-Jul-18	211,096	0	211,096
SAHAAH FOWARDERS LIMITED	The Executive	1,877,586	31-Jul-18	1,877,586	0	1,877,586
RIYAN BROTHERS INVESTMENT	The Executive	3,698	23-Nov-18		3,698	
KENYA SCHOOL OF GOVERNMENT LOWER KABETE	The Executive	64,483	10-Apr-19		64,483	
AGRICULTURAL SOCIETY OF KENYA	The Executive	221,300	20-May-19		221,300	
CARIBBEAN OCASSIONS	The Executive	103,000	27-May-19		103,000	
KENYA SCHOOL OF GOVERNMENT MOMBASA	The Executive	292,200	27-May-19		292,200	
KENYA SCHOOL OF GOVERNMENT MOMBASA	The Executive	462,840	27-May-19		462,840	
KENYA SCHOOL OF GOVERNMENT MOMBASA	The Executive	48,720	21-Jun-19		48,720	
RIYAN BROTHERS INVESTMENT	The Executive	30,900	30-Jun-19		30,900	
AUTOMARINE SERVICES	The Executive	63,220	30-Jun-19		63,220	
KENYA SCHOOL OF GOVERNMENT	The Executive	68,000	30-Jun-19		68,000	
CHOKAA & CO ADVOCATES	The Executive	92,800	30-Jun-19		92,800	
KADIMA & CO ADVOCATES	The Executive	99,320	30-Jun-19		99,320	
KADIMA & CO ADVOCATES	The Executive	100,900	30-Jun-19		100,900	
KADIMA & CO ADVOCATES	The Executive	134,700	30-Jun-19		134,700	

AUTOMARINE SERVICES	The Executive	152,610	30-Jun-19	152,610
GRANITE INTERNATIONAL LTD	The Executive	165,000	30-Jun-19	165,000
CHOKAA & CO ADVOCATES	The Executive	174,000	30-Jun-19	174,000
RIYAN BROTHERS INVESTMENT	The Executive	199,070	30-Jun-19	199,070
MASUMALI MEGHJI INSURANCE BROKERS	The Executive	211,096	30-Jun-19	211,096
MATETE MWELESE AND COMPANY ADVOCATES	The Executive	221,435	30-Jun-19	221,435
KADIMA & CO ADVOCATES	The Executive	256,600	30-Jun-19	256,600
GREE-GO AFRICA	The Executive	298,500	30-Jun-19	298,500
O.M ROBINSON & CO ADVOCATES	The Executive	316,172	30-Jun-19	316,172
MEDIAMAX NETWORK LTD	The Executive	324,800	30-Jun-19	324,800
MASUMALI MEGHJI INSURANCE	The Executive	361,620	30-Jun-19	361,620
AYO MRIMA & JADI ADVOCATES	The Executive	369,120	30-Jun-19	369,120
MADZAYO MRIMA & JADI ADVOCATES	The Executive	369,120	30-Jun-19	369,120
MVITA AUTO SERVICES	The Executive	377,300	30-Jun-19	377,300
KADIMA & CO ADVOCATES	The Executive	381,200	30-Jun-19	381,200
OMONDI KINYUA & CO ADVOCATES	The Executive	415,259	30-Jun-19	415,259
O.M ROBINSON & CO ADVOCATES	The Executive	419,779	30-Jun-19	419,779
KENYA SCHOOL OF GOVERNMENT	The Executive	462,840	30-Jun-19	462,840
MVITA AUTO SERVICES	The Executive	484,500	30-Jun-19	484,500
LUMATETE MUCHAI & CO ADVOCATES	The Executive	522,000	30-Jun-19	522,000
LUMATETE MUCHAI & CO ADVOCATES	The Executive	522,000	30-Jun-19	522,000
LUMATETE MUCHAI & CO ADVOCATES	The Executive	522,000	30-Jun-19	522,000
LUMATETE MUCHAI & CO ADVOCATES	The Executive	522,000	30-Jun-19	522,000
NATIONAL MEDIA GROUP	The Executive	522,000	30-Jun-19	522,000
LUMATETE MUCHAI & CO ADVOCATES	The Executive	523,050	30-Jun-19	523,050
MUTURI GAKUO & KIBARA ADVOCATES	The Executive	558,000	30-Jun-19	558,000
MUTURI GAKUO & KIBARA ADVOCATES	The Executive	558,000	30-Jun-19	558,000

KIPROP & CO ADVOCATES	The Executive	591,600	30-Jun-19	591,600
KIPROP & CO ADVOCATES	The Executive	591,600	30-Jun-19	591,600
KIPROP & CO ADVOCATES	The Executive	591,600	30-Jun-19	591,600
KIPROP & CO ADVOCATES	The Executive	591,600	30-Jun-19	591,600
KIPROP & CO ADVOCATES	The Executive	597,400	30-Jun-19	597,400
SAHAAH FORWARDERS LTD	The Executive	598,000	30-Jun-19	598,000
KISTOM ENTERPRISES	The Executive	600,000	30-Jun-19	600,000
AN AGENCIES LIMITED	The Executive	607,000	30-Jun-19	607,000
MICROY INVESTMENT LIMITED	The Executive	620,000	30-Jun-19	620,000
MUTURI GAKUO & KIBARA ADVOCATES	The Executive	638,000	30-Jun-19	638,000
PATRICIAL LANGAT & ASSOCIATES	The Executive	640,170	30-Jun-19	640,170
KIBO AFRICA LTD	The Executive	680,000	30-Jun-19	680,000
MASUMALI MEGHJI INSURANCE BROKERS	The Executive	685,831	30-Jun-19	685,831
STANWAY SUPPLIES EQUIPMENT	The Executive	709,400	30-Jun-19	709,400
KIPROP & CO ADVOCATES	The Executive	713,400	30-Jun-19	713,400
SUNLOCK INVESTMENT LTD	The Executive	750,000	30-Jun-19	750,000
MUFAAB LTD	The Executive	780,000	30-Jun-19	780,000
STUNNAR INVESTMENT	The Executive	807,844	30-Jun-19	807,844
LAUGH INDUSTRY	The Executive	830,000	30-Jun-19	830,000
MUNIRA HAMISI	The Executive	895,000	30-Jun-19	895,000
CAPITAL GRAPHICS	The Executive	900,000	30-Jun-19	900,000
GRANITE INTERNATIONAL LTD	The Executive	928,000	30-Jun-19	928,000
STUNNAR INVESTMENT	The Executive	960,000	30-Jun-19	960,000
TANHIL ENTERPRISES	The Executive	970,000	30-Jun-19	970,000
ADHAMA AGENCIES	The Executive	1,160,000	30-Jun-19	1,160,000
CARRIBEAN OCCASIONS	The Executive	1,284,000	30-Jun-19	1,284,000
TRINITY GENERAL ENTERPRISES	The Executive	1,346,000	30-Jun-19	1,346,000

GREE GO AFRICA LIMITED	The Executive	1,363,329	30-Jun-19	1,363,329
LAUGH INDUSTRY	The Executive	1,400,000	30-Jun-19	1,400,000
POKERZY LTD	The Executive	1,541,500	30-Jun-19	1,541,500
MACHAR AGENCIES	The Executive	1,632,000	30-Jun-19	1,632,000
LIZUMA SUPPLIES	The Executive	1,650,000	30-Jun-19	1,650,000
CHARENE ENTERPRISES	The Executive	1,695,000	30-Jun-19	1,695,000
RED GRANITE	The Executive	1,800,000	30-Jun-19	1,800,000
UBERILL LIMITED	The Executive	1,800,000	30-Jun-19	1,800,000
RUAMI ENTERPRISES	The Executive	1,825,431	30-Jun-19	1,825,431
ADHAMA AGENCIES	The Executive	1,860,000	30-Jun-19	1,860,000
SAHAAH FORWADERS LIMITED	The Executive	1,877,586	30-Jun-19	1,877,586
MARCHAR TRADERS	The Executive	1,893,420	30-Jun-19	1,893,420
STARNWAYS EQUIPMENT & GENERAL SUPPLIES	The Executive	1,976,750	30-Jun-19	1,976,750
CAPITAL GRAPHICS	The Executive	1,980,000	30-Jun-19	1,980,000
CAPITAL GRAPHICS LTD	The Executive	1,980,000	30-Jun-19	1,980,000
UBERILL LIMITED	The Executive	1,980,000	30-Jun-19	1,980,000
LUMATETE MUCHAI & CO ADVOCATES	The Executive	2,321,575	30-Jun-19	2,321,575
LUMATETE MUCHAI & CO ADVOCATES	The Executive	2,342,000	30-Jun-19	2,342,000
CHARLES OPULU & CO ADVOCATES	The Executive	2,500,000	30-Jun-19	2,500,000
LUMATETE MUCHAI & CO ADVOCATES	The Executive	2,925,400	30-Jun-19	2,925,400
LUMATETE MUCHAI & CO ADVOCATES	The Executive	2,943,260	30-Jun-19	2,943,260
LUMATETE MUCHAI & CO ADVOCATES	The Executive	3,009,350	30-Jun-19	3,009,350
KADIMA & CO ADVOCATES	The Executive	3,258,000	30-Jun-19	3,258,000
OMONDI KINYUA & CO ADVOCATES	The Executive	4,183,487	30-Jun-19	4,183,487
CHRISTINE KIPSANG & CO ADVOCATES	The Executive	5,400,000	30-Jun-19	5,400,000
CHOKAA & CO ADVOCATES	The Executive	6,000,000	30-Jun-19	6,000,000
KANJALU & COMPANY ADVOCATES	The Executive	6,000,000	30-Jun-19	6,000,000

KASAMBA ENTERPRISE LIMITED	The Executive	6,743,635	30-Jun-19		6,743,635	
MANGERA & CO ADVOCATES	The Executive	7,300,000	30-Jun-19		7,300,000	
AKANGA ALERA & CO ADVOCATES	The Executive	7,700,000	30-Jun-19		7,700,000	
KADIMA & CO ADVOCATES	The Executive	9,032,000	30-Jun-19		9,032,000	
O.M ROBINSON & CO ADVOCATES	The Executive	15,262,918	30-Jun-19		15,262,918	
PAUL MWANGI AND COMPANY ADVOCATES	The Executive	23,300,000	30-Jun-19		23,300,000	
PAUL MWANGI AND COMPANY ADVOCATES	The Executive	23,300,000	30-Jun-19		23,300,000	
COTOW & CO ADVOCATES	The Executive	28,000,000	30-Jun-19		28,000,000	
O.M ROBINSON & CO ADVOCATES	The Executive	62,000,000	30-Jun-19		62,000,000	
GIKANDI & CO ADVOCATES	The Executive	101,000,000	30-Jun-19		101,000,000	
ANFARID ENTERPRISES	Trade, Energy and Industrial Development	41,500	30-Jun-19		41,500	
BADAN RARO GENERAL ENTERPRISE	Trade, Energy and Industrial Development	1,508,820	30-Jun-19		1,508,820	
BUZZ AFRIQUE	Trade, Energy and Industrial Development	1,810,000	30-Jun-19		1,810,000	
GASARO HOTEL	Trade, Energy and Industrial Development	515,000	30-Jun-19		515,000	
KENYA SCHOOL OF GOVERNMENT-NRB	Trade, Energy and Industrial Development	74,800	30-Jun-19		74,800	
KENYA SCHOOL OF GOVERNMENT-NRB	Trade, Energy and Industrial Development	74,800	30-Jun-19		74,800	
PRIDE INN HOTELS	Trade, Energy and Industrial Development	44,000	30-Jun-19		44,000	
SAHAAH FORWADERS	Trade, Energy and Industrial Development	418,800	30-Jun-19		418,800	
SUPER SIX G ENTERPRISES LIMITED	Trade,Tourism and Investments	946,000	22-Dec-16	946,000	0	946,000
CLASSIC 105 FM	Trade,Tourism and Investments	400,084	03-Mar-17	400,084	0	400,084
afotu investments limited	Trade,Tourism and Investments	406,000	22-Mar-17	406,000	0	406,000
COMMISSIONER OF VAT	Trade,Tourism and Investments	7,554	07-Dec-17	7,554	0	7,554
COMMISSIONER OF VAT	Trade,Tourism and Investments	72,414	15-Dec-17	72,414	0	72,414
COMMISSIONER OF VAT	Trade,Tourism and Investments	99,408	16-Mar-18	99,408	0	99,408
COMMISSIONER OF VAT	Trade,Tourism and Investments	195,552	12-Apr-18	195,552	0	195,552
COMMISSIONER OF VAT	Trade,Tourism and Investments	102,360	08-May-18	102,360	0	102,360
FEDERATION OF KENYA EMPLOYERS	Trade,Tourism and Investments	9,375	25-May-18	9,375	0	9,375

COMMISSIONER OF VAT	Trade,Tourism and Investments	103,448	04-Jun-18	103,448	0	103,448
COMMISSIONER OF VAT	Trade,Tourism and Investments	103,448	04-Jun-18	103,448	0	103,448
COMMISSIONER OF VAT	Trade,Tourism and Investments	6,233	04-Jun-18	6,233	0	6,233
COMMISSIONER OF VAT	Trade,Tourism and Investments	3,569	04-Jun-18	3,569	0	3,569
COMMISSIONER OF VAT	Trade,Tourism and Investments	31,035	07-Jun-18	31,035	0	31,035
COMMISSIONER OF VAT	Trade,Tourism and Investments	16,293	07-Jun-18	16,293	0	16,293
COMMISSIONER OF VAT	Trade,Tourism and Investments	142,321	08-Jun-18	142,321	0	142,321
COMMISSIONER OF VAT	Trade,Tourism and Investments	86,379	08-Jun-18	86,379	0	86,379
COMMISSIONER OF VAT	Trade,Tourism and Investments	24,517	08-Jun-18	24,517	0	24,517
COMMISSIONER OF VAT	Trade,Tourism and Investments	26,638	11-Jun-18	26,638	0	26,638
COMMISSIONER OF VAT	Trade,Tourism and Investments	2,276	25-Jun-18	2,276	0	2,276
COMMISSIONER OF VAT	Trade,Tourism and Investments	1,728	25-Jun-18	1,728	0	1,728
COMMISSIONER OF VAT	Trade,Tourism and Investments	1,645	25-Jun-18	1,645	0	1,645
COMMISSIONER OF VAT	Trade,Tourism and Investments	1,599	25-Jun-18	1,599	0	1,599
CESSOLINA EAST AFRICA LIMITED	Trade,Tourism and Investments	31,680	31-Jul-18	31,680	0	31,680
CMC MOTORS GROUP LIMITED	Trade,Tourism and Investments	29,310	31-Jul-18	29,310	0	29,310
GASARO HOTEL LIMITED	Trade,Tourism and Investments	488,362	31-Jul-18	488,362	0	488,362
PRIDE INN HOTELS AND INVESTMENT LIM	Trade,Tourism and Investments	41,724	31-Jul-18	41,724	0	41,724
PRIDE INN HOTELS AND INVESTMENT LIMITED	Trade,Tourism and Investments	41,724	15-Nov-18		41,724	
AGRICULTURAL SOCIETY OF KENYA	Trade,Tourism and Investments	41,500	01-Jan-19		41,500	
BASHRAHIL PRINTERS	Trade,Tourism and Investments	1,664,500	24-Jun-19		1,664,500	
MASUMALI MEGHJI INSURANCE BROKERS	Trade,Tourism and Investments	126,132	30-Jun-19		126,132	
COMMISSIONER OF VAT	Transport, Infrastructure and Public Works	13,416	09-Jan-18	13,416	0	13,416
COMMISSIONER OF VAT	Transport, Infrastructure and Public Works	56,369	11-Jan-18	56,369	0	56,369
COMMISSIONER OF VAT	Transport, Infrastructure and Public Works	648,299	22-Feb-18	648,299	0	648,299
COMMISSIONER OF VAT	Transport, Infrastructure and Public Works	621,448	08-Mar-18	621,448	0	621,448
COMMISSIONER OF VAT	Transport, Infrastructure and Public Works	542,430	08-Mar-18	542,430	0	542,430

COMMISSIONER OF VAT	Transport, Infrastructure and Public Works	325,992	19-Mar-18	325,992	0	325,992
COMMISSIONER OF VAT	Transport, Infrastructure and Public Works	644,088	10-Apr-18	644,088	0	644,088
COMMISSIONER OF VAT	Transport, Infrastructure and Public Works	499,075	10-Apr-18	499,075	0	499,075
COMMISSIONER OF VAT	Transport, Infrastructure and Public Works	645,670	11-May-18	645,670	0	645,670
COMMISSIONER OF VAT	Transport, Infrastructure and Public Works	703,794	24-May-18	703,794	0	703,794
COMMISSIONER OF VAT	Transport, Infrastructure and Public Works	12,931	24-May-18	12,931	0	12,931
COMMISSIONER OF VAT	Transport, Infrastructure and Public Works	837,917	30-May-18	837,917	0	837,917
COMMISSIONER OF INCOME TAX	Transport, Infrastructure and Public Works	118,820	04-Jun-18	118,820	0	118,820
COMMISSIONER OF VAT	Transport, Infrastructure and Public Works	767,617	04-Jun-18	767,617	0	767,617
COMMISSIONER OF VAT	Transport, Infrastructure and Public Works	191,379	04-Jun-18	191,379	0	191,379
COMMISSIONER OF VAT	Transport, Infrastructure and Public Works	610,431	05-Jun-18	610,431	0	610,431
MUWAKI ENTERPRISES LIMITED - TRNSDEVJUN1815 /	Transport, Infrastructure and Public Works	1,010,630	05-Jun-18	1,010,630	0	1,010,630
COMMISSIONER OF VAT	Transport, Infrastructure and Public Works	835,836	19-Jun-18	835,836	0	835,836
COMMISSIONER OF VAT	Transport, Infrastructure and Public Works	434,428	19-Jun-18	434,428	0	434,428
COMMISSIONER OF INCOME TAX	Transport, Infrastructure and Public Works	11,130	20-Jun-18	11,130	0	11,130
COMMISSIONER OF VAT	Transport, Infrastructure and Public Works	44,667	20-Jun-18	44,667	0	44,667
COMMISSIONER OF VAT	Transport, Infrastructure and Public Works	37,241	20-Jun-18	37,241	0	37,241
COMMISSIONER OF VAT	Transport, Infrastructure and Public Works	36,207	20-Jun-18	36,207	0	36,207
COMMISSIONER OF VAT	Transport, Infrastructure and Public Works	21,724	20-Jun-18	21,724	0	21,724
COMMISSIONER OF VAT	Transport, Infrastructure and Public Works	20,690	20-Jun-18	20,690	0	20,690
COMMISSIONER OF VAT	Transport, Infrastructure and Public Works	19,190	20-Jun-18	19,190	0	19,190
COMMISSIONER OF VAT	Transport, Infrastructure and Public Works	17,069	20-Jun-18	17,069	0	17,069
COMMISSIONER OF INCOME TAX	Transport, Infrastructure and Public Works	108,822	21-Jun-18	108,822	0	108,822
COMMISSIONER OF INCOME TAX	Transport, Infrastructure and Public Works	10,200	28-Jun-18	10,200	0	10,200

COMMISSIONER OF VAT	Transport, Infrastructure and Public Works	1,031,985	28-Jun-18	1,031,985	0	1,031,985
COMMISSIONER OF VAT	Transport, Infrastructure and Public Works	206,845	28-Jun-18	206,845	0	206,845
Waseem Engineering Limited - TRNSDEVJUN1880 /	Transport, Infrastructure and Public Works	399,900	28-Jun-18	399,900	0	399,900
COMMISSIONER OF VAT	Transport, Infrastructure and Public Works	609,204	29-Jun-18	609,204	0	609,204
COMMISSIONER OF VAT	Transport, Infrastructure and Public Works	602,474	29-Jun-18	602,474	0	602,474
COMMISSIONER OF VAT	Transport, Infrastructure and Public Works	564,444	29-Jun-18	564,444	0	564,444
COMMISSIONER OF VAT	Transport, Infrastructure and Public Works	152,586	29-Jun-18	152,586	0	152,586
COMMISSIONER OF INCOME TAX	Transport, Infrastructure and Public Works	119,515	30-Jun-18	119,515	0	119,515
COMMISSIONER OF VAT	Transport, Infrastructure and Public Works	552,652	30-Jun-18	552,652	0	552,652
COMMISSIONER OF VAT	Transport, Infrastructure and Public Works	350,597	30-Jun-18	350,597	0	350,597
COMMISSIONER OF VAT	Transport, Infrastructure and Public Works	320,396	30-Jun-18	320,396	0	320,396
COMMISSIONER OF VAT	Transport, Infrastructure and Public Works	206,060	30-Jun-18	206,060	0	206,060
COMMISSIONER OF VAT	Transport, Infrastructure and Public Works	204,372	30-Jun-18	204,372	0	204,372
COMMISSIONER OF VAT	Transport, Infrastructure and Public Works	102,600	30-Jun-18	102,600	0	102,600
COMMISSIONER OF VAT	Transport, Infrastructure and Public Works	102,414	30-Jun-18	102,414	0	102,414
COMMISSIONER OF VAT	Transport, Infrastructure and Public Works	101,625	30-Jun-18	101,625	0	101,625
COMMISSIONER OF VAT	Transport, Infrastructure and Public Works	101,379	30-Jun-18	101,379	0	101,379
COMMISSIONER OF VAT	Transport, Infrastructure and Public Works	71,389	30-Jun-18	71,389	0	71,389
COMMISSIONER OF VAT	Transport, Infrastructure and Public Works	43,993	30-Jun-18	43,993	0	43,993
COMMISSIONER OF VAT	Transport, Infrastructure and Public Works	6,524	30-Jun-18	6,524	0	6,524
COMMISSIONER OF VAT	Transport, Infrastructure and Public Works	5,121	30-Jun-18	5,121	0	5,121
COMMISSIONER OF VAT	Transport, Infrastructure and Public Works	400,249	31-Jul-18	400,249	0	400,249
COMMISSIONER OF VAT	Transport, Infrastructure and Public Works	363,396	31-Jul-18	363,396	0	363,396
COMMISSIONER OF VAT	Transport, Infrastructure and Public Works	116,445	31-Jul-18	116,445	0	116,445

COMMISSIONER OF VAT	Transport, Infrastructure and Public Works	107,342	31-Jul-18	107,342	0	107,342
COMMISSIONER OF VAT	Transport, Infrastructure and Public Works	62,258	31-Jul-18	62,258	0	62,258
Cyrus Trading Company Limited	Transport, Infrastructure and Public Works	312,214	31-Jul-18	312,214	0	312,214
DIAMONDGATE GENERAL TRADERS LIMITED	Transport, Infrastructure and Public Works	541,783	31-Jul-18	541,783	0	541,783
I AM COMPANY LIMITED	Transport, Infrastructure and Public Works	367,310	31-Jul-18	367,310	0	367,310
LIYA MOTORS ENGINEERING CONTRACTORS	Transport, Infrastructure and Public Works	806,547	31-Jul-18	806,547	0	806,547
Lumada Investments Limited	Transport, Infrastructure and Public Works	385,676	31-Jul-18	385,676	0	385,676
Mombasa Smart Cleaners And General	Transport, Infrastructure and Public Works	340,680	31-Jul-18	340,680	0	340,680
MVITA AUTO SERVICE	Transport, Infrastructure and Public Works	93,879	31-Jul-18	93,879	0	93,879
Mwangemi Enterprises	Transport, Infrastructure and Public Works	303,031	31-Jul-18	303,031	0	303,031
Vaken International Ltd	Transport, Infrastructure and Public Works	661,159	31-Jul-18	661,159	0	661,159
COMMISSIONER OF VAT	Transport, Infrastructure and Public Works	251,968	01-Aug-18	251,968	0	251,968
COMMISSIONER OF VAT	Transport, Infrastructure and Public Works	17,586	01-Aug-18	17,586	0	17,586
LIMEC ENTERPRISES	Transport, Infrastructure and Public Works	62,150	16-Nov-18		62,150	
KENYA POWER AND LIGHTING COMPANY LIMITED	Transport, Infrastructure and Public Works	285,976	27-Feb-19		285,976	
DT DOBIE AND COMPANY(K) LTD	Transport, Infrastructure and Public Works	239,316	21-May-19		239,316	
Nurain Investment Company Limited	Transport, Infrastructure and Public Works	640,000	25-Jun-19		640,000	
Agriculture Society of Kenya	Transport, Infrastructure and Public Works	1,125,000	30-Jun-19		1,125,000	
Automobile Association Kenya Ltd	Transport, Infrastructure and Public Works	1,156,650	30-Jun-19		1,156,650	
BASHRAHIL PRINTERS	Transport, Infrastructure and Public Works	1,812,155	30-Jun-19		1,812,155	
BESTLINE INSURANCE AGENCY	Transport, Infrastructure and Public Works	1,840,000	30-Jun-19		1,840,000	
BESTLINE INSURANCE AGENCY	Transport, Infrastructure and Public Works	1,365,000	30-Jun-19		1,365,000	
Bestline Insurance Agency	Transport, Infrastructure and Public Works	940,000	30-Jun-19		940,000	
COSTA K LTD	Transport, Infrastructure and Public Works	1,600,000	30-Jun-19		1,600,000	

Eloquence Ltd.	Transport, Infrastructure and Public Works	1,926,000	30-Jun-19	1,926,000
Eloquence Ltd.	Transport, Infrastructure and Public Works	1,926,000	30-Jun-19	1,926,000
Essel Enterprises Ltd	Transport, Infrastructure and Public Works	1,740,000	30-Jun-19	1,740,000
Essel Enterprises Ltd.	Transport, Infrastructure and Public Works	1,566,000	30-Jun-19	1,566,000
KENYA POWER LIGHTING CO	Transport, Infrastructure and Public Works	301,575	30-Jun-19	301,575
LIYA MOTORS	Transport, Infrastructure and Public Works	322,680	30-Jun-19	322,680
LIYA MOTORS	Transport, Infrastructure and Public Works	62,780	30-Jun-19	62,780
LYNKAD ENTERPRISES	Transport, Infrastructure and Public Works	464,588	30-Jun-19	464,588
LYNKAD ENTERPRISES	Transport, Infrastructure and Public Works	374,000	30-Jun-19	374,000
LYNKAD ENTERPRISES	Transport, Infrastructure and Public Works	340,391	30-Jun-19	340,391
MANGELES ENTERPRISES	Transport, Infrastructure and Public Works	2,475,000	30-Jun-19	2,475,000
MANGELES ENTERPRISES	Transport, Infrastructure and Public Works	1,261,812	30-Jun-19	1,261,812
MANGELES ENTERPRISES	Transport, Infrastructure and Public Works	848,280	30-Jun-19	848,280
MANGELES ENTERPRISES	Transport, Infrastructure and Public Works	804,403	30-Jun-19	804,403
MANGELES ENTERPRISES	Transport, Infrastructure and Public Works	446,164	30-Jun-19	446,164
Metingwa Building Contractors	Transport, Infrastructure and Public Works	1,559,750	30-Jun-19	1,559,750
Mvita Auto Services Ltd.	Transport, Infrastructure and Public Works	287,680	30-Jun-19	287,680
PAMO LIMITED	Transport, Infrastructure and Public Works	855,705	30-Jun-19	855,705
PROMINENT DESTINY LTD	Transport, Infrastructure and Public Works	2,792,000	30-Jun-19	2,792,000
Sollites Kenya Ltd	Transport, Infrastructure and Public Works	1,995,000	30-Jun-19	1,995,000
Stratose Trading Company	Transport, Infrastructure and Public Works	1,875,500	30-Jun-19	1,875,500
Stummer Investment Ltd.	Transport, Infrastructure and Public Works	807,844	30-Jun-19	807,844
Viva Soul Enterprises	Transport, Infrastructure and Public Works	918,477	30-Jun-19	918,477
ZESH KENYA LTD	Transport, Infrastructure and Public Works	1,075,000	30-Jun-19	1,075,000

ZIATEC ENTERPRISES	Transport, Infrastructure and Public Works	8,124,170	30-Jun-19		8,124,170	
COMMISSIONER OF VAT	Water, Environment and Natural Resources	537,672	10-Oct-17	537,672	0	537,672
COMMISSIONER OF VAT	Water, Environment and Natural Resources	350,280	10-Oct-17	350,280	0	350,280
COMMISSIONER OF VAT	Water, Environment and Natural Resources	132,283	20-Jan-18	132,283	0	132,283
COMMISSIONER OF VAT	Water, Environment and Natural Resources	49,345	29-Jan-18	49,345	0	49,345
COMMISSIONER OF VAT	Water, Environment and Natural Resources	62,069	23-Feb-18	62,069	0	62,069
COMMISSIONER OF VAT	Water, Environment and Natural Resources	90,517	16-Apr-18	90,517	0	90,517
COMMISSIONER OF VAT	Water, Environment and Natural Resources	90,517	16-Apr-18	90,517	0	90,517
COMMISSIONER OF VAT	Water, Environment and Natural Resources	172,035	09-May-18	172,035	0	172,035
COMMISSIONER OF VAT	Water, Environment and Natural Resources	4,397	09-May-18	4,397	0	4,397
COMMISSIONER OF VAT	Water, Environment and Natural Resources	775,862	10-May-18	775,862	0	775,862
COMMISSIONER OF VAT	Water, Environment and Natural Resources	517,241	10-May-18	517,241	0	517,241
COMMISSIONER OF VAT	Water, Environment and Natural Resources	517,241	16-May-18	517,241	0	517,241
COMMISSIONER OF VAT	Water, Environment and Natural Resources	118,058	18-May-18	118,058	0	118,058
COMMISSIONER OF VAT	Water, Environment and Natural Resources	91,954	18-May-18	91,954	0	91,954
COMMISSIONER OF VAT	Water, Environment and Natural Resources	80,470	18-May-18	80,470	0	80,470
COMMISSIONER OF VAT	Water, Environment and Natural Resources	67,562	18-May-18	67,562	0	67,562
COMMISSIONER OF VAT	Water, Environment and Natural Resources	62,713	18-May-18	62,713	0	62,713
COMMISSIONER OF VAT	Water, Environment and Natural Resources	27,672	18-May-18	27,672	0	27,672
COMMISSIONER OF VAT	Water, Environment and Natural Resources	775,862	22-May-18	775,862	0	775,862
COMMISSIONER OF VAT	Water, Environment and Natural Resources	103,200	24-May-18	103,200	0	103,200
COMMISSIONER OF VAT	Water, Environment and Natural Resources	65,948	04-Jun-18	65,948	0	65,948
COMMISSIONER OF VAT	Water, Environment and Natural Resources	86,897	25-Jun-18	86,897	0	86,897
COMMISSIONER OF VAT	Water, Environment and Natural Resources	72,414	29-Jun-18	72,414	0	72,414

COMMISSIONER OF VAT	Water, Environment and Natural Resources	62,069	29-Jun-18	62,069	0	62,069
COMMISSIONER OF VAT	Water, Environment and Natural Resources	28,800	29-Jun-18	28,800	0	28,800
COMMISSIONER OF VAT	Water, Environment and Natural Resources	11,400	29-Jun-18	11,400	0	11,400
COMMISSIONER OF VAT	Water, Environment and Natural Resources	103,190	30-Jun-18	103,190	0	103,190
COMMISSIONER OF VAT	Water, Environment and Natural Resources	86,897	30-Jun-18	86,897	0	86,897
COMMISSIONER OF VAT	Water, Environment and Natural Resources	86,897	30-Jun-18	86,897	0	86,897
COMMISSIONER OF VAT	Water, Environment and Natural Resources	62,069	30-Jun-18	62,069	0	62,069
COMMISSIONER OF VAT	Water, Environment and Natural Resources	62,069	30-Jun-18	62,069	0	62,069
COMMISSIONER OF VAT	Water, Environment and Natural Resources	620,736	31-Jul-18	620,736	0	620,736
COMMISSIONER OF VAT	Water, Environment and Natural Resources	30,000	01-Aug-18	30,000	0	30,000
KASDULA LIMITED	Water, Environment and Natural Resources	6,421,800	30-Jun-19		6,421,800	
MMA ADVOCATES	Water, Environment and Natural Resources	14,224,138	30-Jun-19		14,224,138	
RIGOH MERCHANTS LIMITED	Youth, Gender , Sports and Cultural Affairs	3,849,380	24-Jun-19		3,849,380	
COMMISSIONER OF VAT	Youth, Gender and Sports	749,244	11-Oct-17	749,244	0	749,244
COMMISSIONER OF VAT	Youth, Gender and Sports	204,623	13-Nov-17	204,623	0	204,623
COMMISSIONER OF INCOME TAX	Youth, Gender and Sports	35,738	23-Nov-17	35,738	0	35,738
COMMISSIONER OF VAT	Youth, Gender and Sports	61,616	23-Nov-17	61,616	0	61,616
COMMISSIONER OF INCOME TAX	Youth, Gender and Sports	10,962	01-Dec-17	10,962	0	10,962
COMMISSIONER OF VAT	Youth, Gender and Sports	18,900	01-Dec-17	18,900	0	18,900
COMMISSIONER OF VAT	Youth, Gender and Sports	13,035	07-Dec-17	13,035	0	13,035
FOOTBALL KENYA FEDERATION MOMBASA SUB BRANCH	Youth, Gender and Sports	3,498,000	20-Dec-17	3,498,000	0	3,498,000
COMMISSIONER OF VAT	Youth, Gender and Sports	71,771	04-Jan-18	71,771	0	71,771
COMMISSIONER OF VAT	Youth, Gender and Sports	148,086	04-Jun-18	148,086	0	148,086
COMMISSIONER OF VAT	Youth, Gender and Sports	110,276	05-Jun-18	110,276	0	110,276
COMMISSIONER OF VAT	Youth, Gender and Sports	58,345	05-Jun-18	58,345	0	58,345

COMMISSIONER OF VAT	Youth, Gender and Sports	46,949	05-Jun-18	46,949	0	46,949
COMMISSIONER OF VAT	Youth, Gender and Sports	27,517	05-Jun-18	27,517	0	27,517
COMMISSIONER OF INCOME TAX	Youth, Gender and Sports	22,494	08-Jun-18	22,494	0	22,494
COMMISSIONER OF VAT	Youth, Gender and Sports	38,783	08-Jun-18	38,783	0	38,783
COMMISSIONER OF VAT	Youth, Gender and Sports	6,207	08-Jun-18	6,207	0	6,207
COMMISSIONER OF VAT	Youth, Gender and Sports	100,824	16-Jun-18	100,824	0	100,824
COMMISSIONER OF VAT	Youth, Gender and Sports	100,293	16-Jun-18	100,293	0	100,293
COMMISSIONER OF VAT	Youth, Gender and Sports	70,198	16-Jun-18	70,198	0	70,198
COMMISSIONER OF VAT	Youth, Gender and Sports	6,300	16-Jun-18	6,300	0	6,300
COMMISSIONER OF VAT	Youth, Gender and Sports	95,690	18-Jun-18	95,690	0	95,690
COMMISSIONER OF VAT	Youth, Gender and Sports	100,448	20-Jun-18	100,448	0	100,448
COMMISSIONER OF VAT	Youth, Gender and Sports	99,207	20-Jun-18	99,207	0	99,207
COMMISSIONER OF VAT	Youth, Gender and Sports	99,207	20-Jun-18	99,207	0	99,207
COMMISSIONER OF VAT	Youth, Gender and Sports	32,617	20-Jun-18	32,617	0	32,617
KILINDINI TRAVEL CENTRE LIMITED	Youth, Gender and Sports	367,200	25-Jun-18	367,200	0	367,200
COMMISSIONER OF VAT	Youth, Gender and Sports	9,349	26-Jun-18	9,349	0	9,349
COMMISSIONER OF VAT	Youth, Gender and Sports	103,422	30-Jun-18	103,422	0	103,422
COMMISSIONER OF VAT	Youth, Gender and Sports	102,000	30-Jun-18	102,000	0	102,000
CAPITAL NICHE	Youth, Gender and Sports	113,793	31-Jul-18	113,793	0	113,793
Tech Gurus Solutions	Youth, Gender and Sports	171,401	31-Jul-18	171,401	0	171,401
TELVIT INTERNATIONAL LIMITED	Youth, Gender and Sports	597,983	31-Jul-18	597,983	0	597,983
ANFARID ENTERPRISES	Youth, Gender and Sports	284,483	16-Jan-19		284,483	
ANFARID ENTERPRISES	Youth, Gender and Sports	267,414	16-Jan-19		267,414	
ANFARID ENTERPRISES	Youth, Gender and Sports	110,948	16-Jan-19		110,948	
AGRICULTURE SOCIETY OF KENYA	Youth, Gender and Sports	86,000	30-Jun-19		86,000	
CAPITAL NICHE LTD	Youth, Gender and Sports	113,793	30-Jun-19		113,793	
FOOTBALL KENYA FEDERATION MSA SUB BRANCH	Youth, Gender and Sports	3,498,000	30-Jun-19		3,498,000	

KENYA SCHOOL OF GOVERNMENT MSA	Youth, Gender and Sports	762,960	30-Jun-19	762,960	
POSTAL CORPERATION OF KENYA	Youth, Gender and Sports	34,915	30-Jun-19	34,915	
SHIMASY AIR TRAVEL	Youth, Gender and Sports	592,000	30-Jun-19	592,000	
TELVIT INTERNATIONAL LTD	Youth, Gender and Sports	597,983	30-Jun-19	597,983	
Supply of Services					
		710,249,141	**142,915,105**	**567,334,036**	**142,915,105**
TOTAL PENDING ACCOUNTS PAYABLE		**2,536,597,154**	**762,766,051**	**1,764,835,106**	**762,766,051**

ANNEX 4 – ANALYSIS OF PENDING STAFF PAYABLES

TRADING PARTNER	OPERAING UNIT	ORIGINAL AMOUNT	DATE	PAID/W-OFF	FY2018-2019	FY2017-2018
SHEIKH, Mr. SWALEH MAHMUD	Agriculture, Fisheries, Livestock and Co-Operatives	280,925	11-Oct-18		280,925	
TITUS LEONARD ZOKA	Agriculture, Fisheries, Livestock and Co-Operatives	181,200	21-Jun-19		181,200	
IBRAHIM NDUNGU KARIUKI	Agriculture, Livestock and Fisheries	209,000	15-Dec-16	209,000	0	209,000
EUNICE UMAZI JANGA	Agriculture, Livestock and Fisheries	5,880	26-Jan-17	5,880	0	5,880
ANTHONY KOMBE DHURI	Agriculture, Livestock and Fisheries	10,080	31-Jan-17	10,080	0	10,080
ALPHAEUS KITI GAMBO	Agriculture, Livestock and Fisheries	532,600	23-Mar-17	532,600	0	532,600
JOHN ONYANGO AJWANG	Agriculture, Livestock and Fisheries	50,600	05-May-17	50,600	0	50,600
JULIUS KARISA KENGA	Agriculture, Livestock and Fisheries	10,000	08-May-17	10,000	0	10,000
TABITHA AUMA ODHIAMBO	Agriculture, Livestock and Fisheries	80,500	08-May-17	80,500	0	80,500
DAMARIS NDEGI NYAGA	Agriculture, Livestock and Fisheries	38,500	09-May-17	38,500	0	38,500
JULIUS MUSULWA	Agriculture, Livestock and Fisheries	197,750	24-May-17	197,750	0	197,750
JULIUS MUSULWA	Agriculture, Livestock and Fisheries	197,750	24-May-17	197,750	0	197,750
SITABUA ABDUL TEWA	Agriculture, Livestock and Fisheries	71,000	06-Jun-17	71,000	0	71,000
COMMISSIONER OF INCOME TAX	Agriculture, Livestock and Fisheries	68,610	07-Sep-17	68,610	0	68,610
COMMISSIONER OF INCOME TAX	Agriculture, Livestock and Fisheries	196,342	09-Nov-17	196,342	0	196,342
COMMISSIONER OF INCOME TAX	Agriculture, Livestock and Fisheries	17,137	20-Nov-17	17,137	0	17,137
COMMISSIONER OF INCOME TAX	Agriculture, Livestock and Fisheries	17,137	20-Nov-17	17,137	0	17,137
COMMISSIONER OF INCOME TAX	Agriculture, Livestock and Fisheries	14,923	20-Nov-17	14,923	0	14,923
COMMISSIONER OF INCOME TAX	Agriculture, Livestock and Fisheries	188,237	01-Dec-17	188,237	0	188,237
IMARIKA SACCO	Agriculture, Livestock and Fisheries	196,034	26-Apr-18	196,034	0	196,034
CANNON ASSURANCE (K) LTD	Agriculture, Livestock and Fisheries	5,600	01-Aug-18	5,600	0	5,600
ECONOMIC CREDIT TRADERS LIMITED	Agriculture, Livestock and Fisheries	18,519	01-Aug-18	18,519	0	18,519
UNION OF KENYA CIVIL SERVANTS	Agriculture, Livestock and Fisheries	2,986	01-Aug-18	2,986	0	2,986

DR. PHILIP OKIYA	Agriculture, Livestock and Fisheries	309,309	30-Jun-19		309,309	
HAMIDA M. ABDALLA P/NO 1989055969	Agriculture, Livestock and Fisheries	65,000	30-Jun-19		65,000	
JUMA MWIDAU MWIJUMA	Agriculture, Livestock and Fisheries	16,000	30-Jun-19		16,000	
MICHELINA WANGESHI CHIYONZO P/NO1983054062	Agriculture, Livestock and Fisheries	20,000	30-Jun-19		20,000	
WAGWANA EDWARD RABOUCHE P/NO2012009980	Agriculture, Livestock and Fisheries	70,750	30-Jun-19		70,750	
BABU ALI SAID	County Assembly	201,192	18-Apr-19		201,192	
MOVINE ATIENO BARTHY	County Assembly	170,892	18-Apr-19		170,892	
MOVINE ATIENO BARTHY	County Assembly	57,950	18-Apr-19		57,950	
MOVINE ATIENO BARTHY	County Assembly	11,613	18-Apr-19		11,613	
MWANAISHA MOHAMED MWAKIBOKO	County Assembly	170,892	18-Apr-19		170,892	
MWANAISHA MOHAMED MWAKIBOKO	County Assembly	57,950	18-Apr-19		57,950	
MWANAISHA MOHAMED MWAKIBOKO	County Assembly	15,252	18-Apr-19		15,252	
ABRARI MOHAMMED OMAR	County Assembly	256,102	21-Jun-19		256,102	
AHMED KHAMIS SALIM KHAMIS	County Assembly	256,102	21-Jun-19		256,102	
ALI OMAR SHARIFF	County Assembly	256,102	21-Jun-19		256,102	
BENARD OCHIENG OGUTU	County Assembly	256,102	21-Jun-19		256,102	
CHARLES JUMA KITULA	County Assembly	256,102	21-Jun-19		256,102	
FADHILI MWALIMU MAKARANI	County Assembly	256,102	21-Jun-19		256,102	
FAHAD KASSIM ABDALLA	County Assembly	256,102	21-Jun-19		256,102	
GIBSON LUGULU ANYONYI	County Assembly	236,129	21-Jun-19		236,129	
MOHAMED ALI MWABASHIRI	County Assembly	222,577	21-Jun-19		222,577	
PRISCILLAH MEMA MUMBA	County Assembly	500,000	26-Jun-19		500,000	
FRANCISCA GEORGE MUSYOKA	County Planning, Land and Housing	50,030	08-Dec-16	50,030	0	50,030
PAUL OGWENO MANYALA	County Planning, Land and Housing	48,000	30-Jan-17	48,000	0	48,000
MWANAISHA SHABAN MOHAMED	County Planning, Land and Housing	98,499	23-Mar-17	98,499	0	98,499
COMMISSIONER OF INCOME TAX	County Planning, Land and Housing	60,000	01-Nov-17	60,000	0	60,000
COMMISSIONER OF INCOME TAX	County Planning, Land and Housing	32,584	22-Nov-17	32,584	0	32,584

COMMISSIONER OF INCOME TAX	County Planning, Land and Housing	37,583	24-Jan-18	37,583	0	37,583
COMMISSIONER OF INCOME TAX	County Planning, Land and Housing	33,369	24-Jan-18	33,369	0	33,369
COMMISSIONER OF INCOME TAX	County Planning, Land and Housing	33,552	25-Jan-18	33,552	0	33,552
COMMISSIONER OF INCOME TAX	County Planning, Land and Housing	32,773	26-Jan-18	32,773	0	32,773
COMMISSIONER OF INCOME TAX	County Planning, Land and Housing	59,855	16-Mar-18	59,855	0	59,855
COMMISSIONER OF INCOME TAX	County Planning, Land and Housing	93,340	17-May-18	93,340	0	93,340
COMMISSIONER OF INCOME TAX	County Planning, Land and Housing	29,742	17-May-18	29,742	0	29,742
COMMISSIONER OF INCOME TAX	County Planning, Land and Housing	90,383	04-Jun-18	90,383	0	90,383
COMMISSIONER OF INCOME TAX	County Planning, Land and Housing	60,329	08-Jun-18	60,329	0	60,329
COMMISSIONER OF INCOME TAX	County Planning, Land and Housing	49,791	08-Jun-18	49,791	0	49,791
COMMISSIONER OF INCOME TAX	County Planning, Land and Housing	24,010	08-Jun-18	24,010	0	24,010
COMMISSIONER OF INCOME TAX	County Planning, Land and Housing	91,125	16-Jun-18	91,125	0	91,125
BETTY MACHIO OUNDO	County Planning, Land and Housing	212,625	31-Jul-18	212,625	0	212,625
NATIONAL HOSPITAL INSURANCE FUND	County Planning, Land and Housing	1,700	31-Jul-18	1,700	0	1,700
ERIC SHIKUKU	County Planning, Land and Housing	795,947	12-Feb-19		795,947	
HASHORA MOROWA GAFO	County Planning, Land and Housing	731,100	01-Mar-19		731,100	
NEEMA MWIDANI	County Planning, Land and Housing	273,700	20-Jun-19		273,700	
WAIRIMU JOSEPHINE NJOROGE	County Planning, Land and Housing	150,000	20-Jun-19		150,000	
ANTONY MUTUA P/NO19900010488	County Planning, Land and Housing	145,058	30-Jun-19		145,058	
BARTHOLOMEW C. MWANYUNGU	County Planning, Land and Housing	237,688	30-Jun-19		237,688	
EDWARD NYALE	County Planning, Land and Housing	43,400	30-Jun-19		43,400	
HATMA AWADH P/NO 20000009727	County Planning, Land and Housing	43,896	30-Jun-19		43,896	
NASON KIMUYU	County Planning, Land and Housing	243,750	30-Jun-19		243,750	
RAPHAEL MWAKIO	County Planning, Land and Housing	1,282	30-Jun-19		1,282	
SUDI BAKARI SALIM P/NO 19910011576	County Planning, Land and Housing	12,300	30-Jun-19		12,300	
COMMISSIONER OF INCOME TAX	Devolution and Public Service Administration	3,116,353	29-Aug-17	3,116,353	0	3,116,353
COMMISSIONER OF INCOME TAX	Devolution and Public Service Administration	989,369	06-Sep-17	989,369	0	989,369

NATIONAL HOSPITAL INSURANCE FUND	Devolution and Public Service Administration	6,000,000	30-Jun-19		6,000,000	
SAMUEL IMANI THOYA	Devolution and Public Service Administration	22,367	30-Jun-19		22,367	
SITTA MWACHAMBULI P/NO 19950004556	Devolution and Public Service Administration	10,300	30-Jun-19		10,300	
STEPHEN OCHIENG ODINDO	Devolution and Public Service Administration	38,000	30-Jun-19		38,000	
TENDAI M LEWA P/NO 20130024654	Devolution and Public Service Administration	236,580	30-Jun-19		236,580	
ZACHARIA ADEGO	Education	98,285	08-Dec-16	98,285	0	98,285
ZACHARIA ADEGO	Education	54,420	08-Dec-16	54,420	0	54,420
OMARI RAMADHAN OMARI	Education	49,964	09-Dec-16	49,964	0	49,964
MARIAM SULEIMAN HAMISI	Education	157,647	26-Apr-17	157,647	0	157,647
MWANAMWINYI M JUMA	Education	351,860	05-May-17	351,860	0	351,860
REGINA MUKETHE	Education	28,875	08-May-17	28,875	0	28,875
ANTONY KIBIA WANGARI	Education	542,000	19-May-17	542,000	0	542,000
CATHERINE NYAMAI AYUGI	Education	120,000	19-May-17	120,000	0	120,000
COMMISSIONER OF INCOME TAX	Education	4,448	23-Oct-17	4,448	0	4,448
COMMISSIONER OF INCOME TAX	Education	989,354	24-Oct-17	989,354	0	989,354
COMMISSIONER OF INCOME TAX	Education	102,547	31-Oct-17	102,547	0	102,547
COMMISSIONER OF INCOME TAX	Education	4,448	06-Nov-17	4,448	0	4,448
COMMISSIONER OF INCOME TAX	Education	129,863	23-Nov-17	129,863	0	129,863
COMMISSIONER OF INCOME TAX	Education	68,445	10-Jan-18	68,445	0	68,445
COMMISSIONER OF INCOME TAX	Education	35,454	26-Jan-18	35,454	0	35,454
COMMISSIONER OF INCOME TAX	Education	32,911	26-Jan-18	32,911	0	32,911
COMMISSIONER OF INCOME TAX	Education	90,000	03-May-18	90,000	0	90,000
COMMISSIONER OF INCOME TAX	Education	44,380	03-May-18	44,380	0	44,380
COMMISSIONER OF INCOME TAX	Education	41,244	07-May-18	41,244	0	41,244
COMMISSIONER OF INCOME TAX	Education	14,736	08-Jun-18	14,736	0	14,736
COMMISSIONER OF INCOME TAX	Education	24,000	14-Jun-18	24,000	0	24,000
COMMISSIONER OF INCOME TAX	Education	23,250	14-Jun-18	23,250	0	23,250

COMMISSIONER OF INCOME TAX	Education	29,331	21-Jun-18	29,331	0	29,331
COMMISSIONER OF INCOME TAX	Education	47,332	01-Aug-18	47,332	0	47,332
MARWA ABDALLA	Education	593,200	10-Apr-19		593,200	
HAMISI MUSA MWIDANI	Education	658,000	12-Apr-19		658,000	
ANWAR S AHMED	Education	60,400	29-May-19		60,400	
ANTONY KIBIA WANGARI	Education	271,000	20-Jun-19		271,000	
HEPHZIBAH MASESE MUTURI	Education	918,498	20-Jun-19		918,498	
JEREMIAH B MWANGI GICHUHI	Education	918,498	20-Jun-19		918,498	
SAHALE BAWAZIR	Education	1,931,400	20-Jun-19		1,931,400	
SAHALE BAWAZIR	Education	1,850,000	20-Jun-19		1,850,000	
SAMUEL NGUGI WAMBUI	Education	1,404,500	20-Jun-19		1,404,500	
ZAWERIA SYLVIA WANJIKU	Education	1,049,850	20-Jun-19		1,049,850	
SALIM KIBWANA MWIJUMA	Education	394,157	24-Jun-19		394,157	
ANGELINA KANGERO P/NO 1983001904	Education	353,850	30-Jun-19		353,850	
GIDEON WALTER ODHIAMBO P/NO 20160137324	Education	1,078,875	30-Jun-19		1,078,875	
HILMI ALI	Education	16,000	30-Jun-19		16,000	
MARYAM MZEE P/NO 20160048537	Education	60,000	30-Jun-19		60,000	
RACHAEL KAVATA P/NO2010129034	Education	1,078,875	30-Jun-19		1,078,875	
SAMWEL NGUGI P/NO 20170124133	Education	266,604	30-Jun-19		266,604	
ZENA ALI SALIM	Education	485,930	30-Jun-19		485,930	
MOSES ZUMA MKALLA	Energy,Environment and Waste Management	2,151,000	16-Jan-19		2,151,000	
JEMIMAH MAGHANGA	Energy,Environment and Waste Management	554,000	28-Feb-19		554,000	
GODFFREY N NATO	Energy,Environment and Waste Management	110,800	21-Jun-19		110,800	
VICTORIA MSWAILI	Energy,Environment and Waste Management	1,568,400	21-Jun-19		1,568,400	
ARAFA A AMUR	Energy,Environment and Waste Management	117,000	30-Jun-19		117,000	
DR. JEOPHITA MWAJUMA	Energy,Environment and Waste Management	55,200	30-Jun-19		55,200	
HUMPHREY N. NJAGI P/NO19870002565	Energy,Environment and Waste Management	2,440,000	30-Jun-19		2,440,000	

VICTORIA MSWAILI P/NO 20170117469	Energy,Environment and Waste Management	241,967	30-Jun-19		241,967	
AHMED BAZHAN KOMBO	Finance and Economic Planning	309,430	11-Aug-16	309,430	0	309,430
ESTHER NDAMBIRI	Finance and Economic Planning	20,000	31-Aug-16	20,000	0	20,000
NARZY NYALE PRISCA	Finance and Economic Planning	64,600	29-Sep-16	64,600	0	64,600
JAPHET MUMBA KADZENGA	Finance and Economic Planning	216,000	05-Dec-16	216,000	0	216,000
JUMAA LEONARD KALAMA	Finance and Economic Planning	75,000	27-Jan-17	75,000	0	75,000
MARIAM SAID GUMBO	Finance and Economic Planning	1,048,000	27-Jan-17	1,048,000	0	1,048,000
A BEBI RASHID	Finance and Economic Planning	20,000	17-Feb-17	20,000	0	20,000
JUMADARI KAYL SOMBWANA	Finance and Economic Planning	30,000	23-Feb-17	30,000	0	30,000
AGGREY MAYUNZU ANONO	Finance and Economic Planning	20,860	08-Mar-17	20,860	0	20,860
AHMED MOHAMED ABUSHIRI	Finance and Economic Planning	4,725	23-Mar-17	4,725	0	4,725
ESTHER NDAMBIRI	Finance and Economic Planning	19,910	25-Apr-17	19,910	0	19,910
KEYNES CONSULTING SERVICES LIMITED	Finance and Economic Planning	4,167,300	19-May-17	4,167,300	0	4,167,300
COMMISSIONER OF INCOME TAX	Finance and Economic Planning	68,900	31-Jul-17	68,900	0	68,900
COMMISSIONER OF INCOME TAX	Finance and Economic Planning	68,200	31-Jul-17	68,200	0	68,200
COMMISSIONER OF INCOME TAX	Finance and Economic Planning	692	31-Jul-17	692	0	692
COMMISSIONER OF INCOME TAX	Finance and Economic Planning	728,910	03-Aug-17	728,910	0	728,910
COMMISSIONER OF INCOME TAX	Finance and Economic Planning	224,400	15-Aug-17	224,400	0	224,400
COMMISSIONER OF INCOME TAX	Finance and Economic Planning	214,200	15-Aug-17	214,200	0	214,200
COMMISSIONER OF INCOME TAX	Finance and Economic Planning	201,600	15-Aug-17	201,600	0	201,600
COMMISSIONER OF INCOME TAX	Finance and Economic Planning	36,000	15-Aug-17	36,000	0	36,000
COMMISSIONER OF INCOME TAX	Finance and Economic Planning	60,000	18-Aug-17	60,000	0	60,000
COMMISSIONER OF INCOME TAX	Finance and Economic Planning	890,498	29-Aug-17	890,498	0	890,498
COMMISSIONER OF INCOME TAX	Finance and Economic Planning	692	29-Aug-17	692	0	692
COMMISSIONER OF INCOME TAX	Finance and Economic Planning	59,811	07-Sep-17	59,811	0	59,811
COMMISSIONER OF INCOME TAX	Finance and Economic Planning	71,199	14-Sep-17	71,199	0	71,199
COMMISSIONER OF INCOME TAX	Finance and Economic Planning	263,602	18-Sep-17	263,602	0	263,602

COMMISSIONER OF INCOME TAX	Finance and Economic Planning	247,526	18-Sep-17	247,526	0	247,526
COMMISSIONER OF INCOME TAX	Finance and Economic Planning	219,173	25-Sep-17	219,173	0	219,173
COMMISSIONER OF INCOME TAX	Finance and Economic Planning	58,167	25-Sep-17	58,167	0	58,167
MAGDALINE WANJERI THUMBI	Finance and Economic Planning	157,980	25-Sep-17	157,980	0	157,980
COMMISSIONER OF INCOME TAX	Finance and Economic Planning	692	26-Sep-17	692	0	692
COMMISSIONER OF INCOME TAX	Finance and Economic Planning	205,884	03-Oct-17	205,884	0	205,884
COMMISSIONER OF INCOME TAX	Finance and Economic Planning	36,000	11-Oct-17	36,000	0	36,000
COMMISSIONER OF INCOME TAX	Finance and Economic Planning	25,500	23-Oct-17	25,500	0	25,500
COMMISSIONER OF INCOME TAX	Finance and Economic Planning	186,717	24-Oct-17	186,717	0	186,717
COMMISSIONER OF INCOME TAX	Finance and Economic Planning	32,688	24-Oct-17	32,688	0	32,688
COMMISSIONER OF INCOME TAX	Finance and Economic Planning	692	24-Oct-17	692	0	692
COMMISSIONER OF INCOME TAX	Finance and Economic Planning	201,600	01-Nov-17	201,600	0	201,600
NASORO BAKARI MWAMAOVU	Finance and Economic Planning	244,800	02-Nov-17	244,800	0	244,800
COMMISSIONER OF INCOME TAX	Finance and Economic Planning	233,100	13-Nov-17	233,100	0	233,100
COMMISSIONER OF INCOME TAX	Finance and Economic Planning	63,000	13-Nov-17	63,000	0	63,000
COMMISSIONER OF INCOME TAX	Finance and Economic Planning	20,289	13-Nov-17	20,289	0	20,289
COMMISSIONER OF INCOME TAX	Finance and Economic Planning	163,800	14-Nov-17	163,800	0	163,800
COMMISSIONER OF INCOME TAX	Finance and Economic Planning	72,800	14-Nov-17	72,800	0	72,800
COMMISSIONER OF INCOME TAX	Finance and Economic Planning	72,000	14-Nov-17	72,000	0	72,000
COMMISSIONER OF INCOME TAX	Finance and Economic Planning	70,700	14-Nov-17	70,700	0	70,700
COMMISSIONER OF INCOME TAX	Finance and Economic Planning	62,000	14-Nov-17	62,000	0	62,000
COMMISSIONER OF INCOME TAX	Finance and Economic Planning	60,700	14-Nov-17	60,700	0	60,700
COMMISSIONER OF INCOME TAX	Finance and Economic Planning	86,100	15-Nov-17	86,100	0	86,100
COMMISSIONER OF INCOME TAX	Finance and Economic Planning	32,400	17-Nov-17	32,400	0	32,400
COMMISSIONER OF INCOME TAX	Finance and Economic Planning	26,680	22-Nov-17	26,680	0	26,680
COMMISSIONER OF INCOME TAX	Finance and Economic Planning	207,900	23-Nov-17	207,900	0	207,900
COMMISSIONER OF INCOME TAX	Finance and Economic Planning	72,000	23-Nov-17	72,000	0	72,000

COMMISSIONER OF INCOME TAX	Finance and Economic Planning	36,000	23-Nov-17	36,000	0	36,000
COMMISSIONER OF INCOME TAX	Finance and Economic Planning	692	30-Nov-17	692	0	692
COMMISSIONER OF INCOME TAX	Finance and Economic Planning	162,000	04-Dec-17	162,000	0	162,000
COMMISSIONER OF INCOME TAX	Finance and Economic Planning	108,000	04-Dec-17	108,000	0	108,000
COMMISSIONER OF INCOME TAX	Finance and Economic Planning	86,100	04-Dec-17	86,100	0	86,100
COMMISSIONER OF INCOME TAX	Finance and Economic Planning	63,000	04-Dec-17	63,000	0	63,000
COMMISSIONER OF INCOME TAX	Finance and Economic Planning	692	13-Dec-17	692	0	692
COMMISSIONER OF INCOME TAX	Finance and Economic Planning	410,400	19-Dec-17	410,400	0	410,400
COMMISSIONER OF INCOME TAX	Finance and Economic Planning	180,025	19-Dec-17	180,025	0	180,025
COMMISSIONER OF INCOME TAX	Finance and Economic Planning	81,000	19-Dec-17	81,000	0	81,000
COMMISSIONER OF INCOME TAX	Finance and Economic Planning	54,000	20-Dec-17	54,000	0	54,000
COMMISSIONER OF INCOME TAX	Finance and Economic Planning	2,067,765	22-Dec-17	2,067,765	0	2,067,765
COMMISSIONER OF INCOME TAX	Finance and Economic Planning	201,600	04-Jan-18	201,600	0	201,600
COMMISSIONER OF INCOME TAX	Finance and Economic Planning	689,723	10-Jan-18	689,723	0	689,723
COMMISSIONER OF INCOME TAX	Finance and Economic Planning	124,461	10-Jan-18	124,461	0	124,461
COMMISSIONER OF INCOME TAX	Finance and Economic Planning	15,013	10-Jan-18	15,013	0	15,013
MOHAMED HUSSEIN MOHAMMED	Finance and Economic Planning	312,649	10-Jan-18	312,649	0	312,649
COMMISSIONER OF INCOME TAX	Finance and Economic Planning	508	17-Jan-18	508	0	508
COMMISSIONER OF INCOME TAX	Finance and Economic Planning	102,900	19-Jan-18	102,900	0	102,900
COMMISSIONER OF INCOME TAX	Finance and Economic Planning	316,281	23-Jan-18	316,281	0	316,281
COMMISSIONER OF INCOME TAX	Finance and Economic Planning	262,630	23-Jan-18	262,630	0	262,630
COMMISSIONER OF INCOME TAX	Finance and Economic Planning	36,140	24-Jan-18	36,140	0	36,140
COMMISSIONER OF INCOME TAX	Finance and Economic Planning	33,552	24-Jan-18	33,552	0	33,552
KIBIBI MOHAMED AMRAN	Finance and Economic Planning	590,700	26-Jan-18	590,700	0	590,700
COMMISSIONER OF INCOME TAX	Finance and Economic Planning	99,000	29-Jan-18	99,000	0	99,000
COMMISSIONER OF INCOME TAX	Finance and Economic Planning	145,200	09-Apr-18	145,200	0	145,200
JOSEPH BERNARD KITAO	Finance and Economic Planning	2,247,800	19-Apr-18	2,247,800	0	2,247,800

COMMISSIONER OF INCOME TAX	Finance and Economic Planning	216,000	07-May-18	216,000	0	216,000
COMMISSIONER OF INCOME TAX	Finance and Economic Planning	63,000	07-May-18	63,000	0	63,000
ERIC MBUVI	Finance and Economic Planning	87,892	07-May-18	87,892	0	87,892
COMMISSIONER OF INCOME TAX	Finance and Economic Planning	99,000	08-May-18	99,000	0	99,000
COMMISSIONER OF INCOME TAX	Finance and Economic Planning	72,000	08-May-18	72,000	0	72,000
CYNTHIA NJERI DZILLA	Finance and Economic Planning	132,000	08-May-18	132,000	0	132,000
COMMISSIONER OF INCOME TAX	Finance and Economic Planning	34,582	10-May-18	34,582	0	34,582
AHMED BAZHAN KOMBO	Finance and Economic Planning	312,400	14-May-18	312,400	0	312,400
MATIKO PETER WANGWE	Finance and Economic Planning	126,800	15-May-18	126,800	0	126,800
COMMISSIONER OF INCOME TAX	Finance and Economic Planning	100,800	16-May-18	100,800	0	100,800
COMMISSIONER OF INCOME TAX	Finance and Economic Planning	99,000	16-May-18	99,000	0	99,000
COMMISSIONER OF INCOME TAX	Finance and Economic Planning	316,800	23-May-18	316,800	0	316,800
EMMANUEL CHARO KOMBE	Finance and Economic Planning	896,225	23-May-18	896,225	0	896,225
COMMISSIONER OF INCOME TAX	Finance and Economic Planning	357,600	24-May-18	357,600	0	357,600
COMMISSIONER OF INCOME TAX	Finance and Economic Planning	56,585	24-May-18	56,585	0	56,585
COMMISSIONER OF INCOME TAX	Finance and Economic Planning	84,000	29-May-18	84,000	0	84,000
COMMISSIONER OF INCOME TAX	Finance and Economic Planning	252,000	30-May-18	252,000	0	252,000
COMMISSIONER OF INCOME TAX	Finance and Economic Planning	207,900	30-May-18	207,900	0	207,900
COMMISSIONER OF INCOME TAX	Finance and Economic Planning	75,000	30-May-18	75,000	0	75,000
COMMISSIONER OF INCOME TAX	Finance and Economic Planning	69,300	30-May-18	69,300	0	69,300
MWANAKOMBO JUMA HAMISI	Finance and Economic Planning	185,035	30-May-18	185,035	0	185,035
MWAKA BAKARI MULUNDONDA	Finance and Economic Planning	187,660	31-May-18	187,660	0	187,660
COMMISSIONER OF INCOME TAX	Finance and Economic Planning	145,188	05-Jun-18	145,188	0	145,188
COMMISSIONER OF INCOME TAX	Finance and Economic Planning	86,400	05-Jun-18	86,400	0	86,400
COMMISSIONER OF INCOME TAX	Finance and Economic Planning	210,375	06-Jun-18	210,375	0	210,375
COMMISSIONER OF INCOME TAX	Finance and Economic Planning	72,000	06-Jun-18	72,000	0	72,000
COMMISSIONER OF INCOME TAX	Finance and Economic Planning	37,800	07-Jun-18	37,800	0	37,800

CYNTHIA NJERI DZILLA	Finance and Economic Planning	350,000	08-Jun-18	350,000	0	350,000
HASSAN CHARO KITSAO	Finance and Economic Planning	529,600	08-Jun-18	529,600	0	529,600
COMMISSIONER OF INCOME TAX	Finance and Economic Planning	216,000	19-Jun-18	216,000	0	216,000
COMMISSIONER OF INCOME TAX	Finance and Economic Planning	216,000	19-Jun-18	216,000	0	216,000
COMMISSIONER OF INCOME TAX	Finance and Economic Planning	105,600	19-Jun-18	105,600	0	105,600
COMMISSIONER OF INCOME TAX	Finance and Economic Planning	689,055	26-Jun-18	689,055	0	689,055
COMMISSIONER OF INCOME TAX	Finance and Economic Planning	689,055	26-Jun-18	689,055	0	689,055
COMMISSIONER OF INCOME TAX	Finance and Economic Planning	689,055	26-Jun-18	689,055	0	689,055
COMMISSIONER OF INCOME TAX	Finance and Economic Planning	689,055	26-Jun-18	689,055	0	689,055
COMMISSIONER OF INCOME TAX	Finance and Economic Planning	242,697	26-Jun-18	242,697	0	242,697
COMMISSIONER OF INCOME TAX	Finance and Economic Planning	152,691	26-Jun-18	152,691	0	152,691
COMMISSIONER OF INCOME TAX	Finance and Economic Planning	142,474	26-Jun-18	142,474	0	142,474
COMMISSIONER OF INCOME TAX	Finance and Economic Planning	107,401	26-Jun-18	107,401	0	107,401
COMMISSIONER OF INCOME TAX	Finance and Economic Planning	101,121	26-Jun-18	101,121	0	101,121
COMMISSIONER OF INCOME TAX	Finance and Economic Planning	86,444	26-Jun-18	86,444	0	86,444
COMMISSIONER OF INCOME TAX	Finance and Economic Planning	50,759	26-Jun-18	50,759	0	50,759
COMMISSIONER OF INCOME TAX	Finance and Economic Planning	50,759	26-Jun-18	50,759	0	50,759
COMMISSIONER OF INCOME TAX	Finance and Economic Planning	46,818	26-Jun-18	46,818	0	46,818
COMMISSIONER OF INCOME TAX	Finance and Economic Planning	44,751	26-Jun-18	44,751	0	44,751
COMMISSIONER OF INCOME TAX	Finance and Economic Planning	38,773	26-Jun-18	38,773	0	38,773
COMMISSIONER OF INCOME TAX	Finance and Economic Planning	34,274	26-Jun-18	34,274	0	34,274
COMMISSIONER OF INCOME TAX	Finance and Economic Planning	32,277	26-Jun-18	32,277	0	32,277
COMMISSIONER OF INCOME TAX	Finance and Economic Planning	26,053	26-Jun-18	26,053	0	26,053
COMMISSIONER OF INCOME TAX	Finance and Economic Planning	18,399	26-Jun-18	18,399	0	18,399
COMMISSIONER OF INCOME TAX	Finance and Economic Planning	17,692	26-Jun-18	17,692	0	17,692
COMMISSIONER OF INCOME TAX	Finance and Economic Planning	11,309	26-Jun-18	11,309	0	11,309
COMMISSIONER OF INCOME TAX	Finance and Economic Planning	204	26-Jun-18	204	0	204

COMMISSIONER OF INCOME TAX	Finance and Economic Planning	508	27-Jun-18	508	0	508
JAMII SACCO SOCIETY LIMITED	Finance and Economic Planning	127,426	27-Jun-18	127,426	0	127,426
JEBET CHEPKONGA	Finance and Economic Planning	1,019,600	27-Jun-18	1,019,600	0	1,019,600
ADIL AHMED SALIM	Finance and Economic Planning	510,000	29-Jun-18	510,000	0	510,000
COMMISSIONER OF INCOME TAX	Finance and Economic Planning	5,026,714	29-Jun-18	5,026,714	0	5,026,714
COMMISSIONER OF INCOME TAX	Finance and Economic Planning	327,600	29-Jun-18	327,600	0	327,600
COMMISSIONER OF INCOME TAX	Finance and Economic Planning	289,800	29-Jun-18	289,800	0	289,800
COMMISSIONER OF INCOME TAX	Finance and Economic Planning	216,000	29-Jun-18	216,000	0	216,000
COMMISSIONER OF INCOME TAX	Finance and Economic Planning	210,375	29-Jun-18	210,375	0	210,375
COMMISSIONER OF INCOME TAX	Finance and Economic Planning	178,200	29-Jun-18	178,200	0	178,200
COMMISSIONER OF INCOME TAX	Finance and Economic Planning	132,000	29-Jun-18	132,000	0	132,000
COMMISSIONER OF INCOME TAX	Finance and Economic Planning	102,900	29-Jun-18	102,900	0	102,900
COMMISSIONER OF INCOME TAX	Finance and Economic Planning	64,944	29-Jun-18	64,944	0	64,944
COMMISSIONER OF INCOME TAX	Finance and Economic Planning	50,400	29-Jun-18	50,400	0	50,400
COMMISSIONER OF INCOME TAX	Finance and Economic Planning	38,400	29-Jun-18	38,400	0	38,400
COMMISSIONER OF INCOME TAX	Finance and Economic Planning	36,000	29-Jun-18	36,000	0	36,000
HILAL MAHMOUD MOHAMED	Finance and Economic Planning	537,000	29-Jun-18	537,000	0	537,000
JOHN SAMSON KAZUNGU	Finance and Economic Planning	308,000	29-Jun-18	308,000	0	308,000
GABRIEL KISILU KOMBO	Finance and Economic Planning	112,800	30-Jun-18	112,800	0	112,800
NELSON NYORO KAHURIA	Finance and Economic Planning	57,000	30-Jun-18	57,000	0	57,000
NICHOLAS GARAMA MWACHIRU	Finance and Economic Planning	112,800	30-Jun-18	112,800	0	112,800
LEONARDE BAYA KITHUNGA	Finance and Economic Planning	3,000,000	09-Jul-18	3,000,000	0	3,000,000
PENINAH JAMES MWIKALI	Finance and Economic Planning	44,000	12-Jul-18	44,000	0	44,000
ABDALLA MOHAMED MBARUK	Finance and Economic Planning	1,245,400	31-Jul-18	1,245,400	0	1,245,400
ABDALLAH ALI ABEID	Finance and Economic Planning	387,370	31-Jul-18	387,370	0	387,370
BERNARD LUKE OGOLA	Finance and Economic Planning	454,800	31-Jul-18	454,800	0	454,800
BERNARD LUKE OGOLA	Finance and Economic Planning	50,000	31-Jul-18	50,000	0	50,000

COMMISSIONER OF INCOME TAX	Devolution and Public Service Administration	107,401	07-Sep-17	107,401	0	107,401
COMMISSIONER OF INCOME TAX	Devolution and Public Service Administration	5,620	13-Oct-17	5,620	0	5,620
COMMISSIONER OF INCOME TAX	Devolution and Public Service Administration	39,482	17-Oct-17	39,482	0	39,482
COMMISSIONER OF INCOME TAX	Devolution and Public Service Administration	11,654	17-Oct-17	11,654	0	11,654
COMMISSIONER OF INCOME TAX	Devolution and Public Service Administration	229,847	19-Oct-17	229,847	0	229,847
COMMISSIONER OF INCOME TAX	Devolution and Public Service Administration	70,471	23-Oct-17	70,471	0	70,471
COMMISSIONER OF INCOME TAX	Devolution and Public Service Administration	59,045	23-Oct-17	59,045	0	59,045
COMMISSIONER OF INCOME TAX	Devolution and Public Service Administration	25,072	23-Oct-17	25,072	0	25,072
COMMISSIONER OF INCOME TAX	Devolution and Public Service Administration	8,474	23-Oct-17	8,474	0	8,474
COMMISSIONER OF INCOME TAX	Devolution and Public Service Administration	15,755	30-Oct-17	15,755	0	15,755
COMMISSIONER OF INCOME TAX	Devolution and Public Service Administration	295,976	17-Nov-17	295,976	0	295,976
COMMISSIONER OF INCOME TAX	Devolution and Public Service Administration	19,463	07-Dec-17	19,463	0	19,463
COMMISSIONER OF INCOME TAX	Devolution and Public Service Administration	305,185	25-Jan-18	305,185	0	305,185
COMMISSIONER OF INCOME TAX	Devolution and Public Service Administration	15,665	25-Jan-18	15,665	0	15,665
COMMISSIONER OF INCOME TAX	Devolution and Public Service Administration	60,387	15-Mar-18	60,387	0	60,387
COMMISSIONER OF INCOME TAX	Devolution and Public Service Administration	688,356	08-May-18	688,356	0	688,356
COMMISSIONER OF INCOME TAX	Devolution and Public Service Administration	185,332	08-May-18	185,332	0	185,332
COMMISSIONER OF INCOME TAX	Devolution and Public Service Administration	219,466	11-May-18	219,466	0	219,466
COMMISSIONER OF INCOME TAX	Devolution and Public Service Administration	40,167	11-May-18	40,167	0	40,167
COMMISSIONER OF INCOME TAX	Devolution and Public Service Administration	28,243	22-May-18	28,243	0	28,243
COMMISSIONER OF INCOME TAX	Devolution and Public Service Administration	228,567	24-May-18	228,567	0	228,567
COMMISSIONER OF INCOME TAX	Devolution and Public Service Administration	228,567	25-May-18	228,567	0	228,567
COMMISSIONER OF INCOME TAX	Devolution and Public Service Administration	175,373	29-May-18	175,373	0	175,373
COMMISSIONER OF INCOME TAX	Devolution and Public Service Administration	358,982	07-Jun-18	358,982	0	358,982
COMMISSIONER OF INCOME TAX	Devolution and Public Service Administration	91,578	07-Jun-18	91,578	0	91,578
COMMISSIONER OF INCOME TAX	Devolution and Public Service Administration	30,408	07-Jun-18	30,408	0	30,408
COMMISSIONER OF INCOME TAX	Devolution and Public Service Administration	22,236	07-Jun-18	22,236	0	22,236

NATIONAL HOSPITAL INSURANCE FUND	Devolution and Public Service Administration	3,000	31-Jul-18	3,000	0	3,000
COMMISSIONER OF INCOME TAX	Devolution and Public Service Administration	3,350	01-Aug-18	3,350	0	3,350
NATIONAL TREASURY REVENUE COLL.	Devolution and Public Service Administration	1,906,463	01-Aug-18	1,906,463	0	1,906,463
ISAAC ANGOTE ONGUKU	Devolution and Public Service Administration	331,975	06-Nov-18		331,975	
MOHAMED HUSSEIN MOHAMMED	Devolution and Public Service Administration	312,649	06-Nov-18		312,649	
NAJMA CHEALANGAT KEYA	Devolution and Public Service Administration	2,340,000	30-Nov-18		2,340,000	
DAINESI NAWARI MARTIN	Devolution and Public Service Administration	500,000	11-Feb-19		500,000	
MOHAMED SWALEH AWADH BATES	Devolution and Public Service Administration	497,500	28-Feb-19		497,500	
WAZIRI HEZRON KATANA	Devolution and Public Service Administration	158,000	21-May-19		158,000	
ELMA MPONDA	Devolution and Public Service Administration	300,000	23-May-19		300,000	
OMAR SWALEH	Devolution and Public Service Administration	1,968,750	04-Jun-19		1,968,750	
VICTOR OTIENO ABAYO	Devolution and Public Service Administration	152,000	04-Jun-19		152,000	
ABDALLA MOHAMED MBARUK	Devolution and Public Service Administration	342,653	18-Jun-19		342,653	
ZUBERI ABDALLA MWITU	Devolution and Public Service Administration	293,673	20-Jun-19		293,673	
CHRISTINE WAKIO MWAMIDI P/NO1993035272	Devolution and Public Service Administration	22,400	30-Jun-19		22,400	
EMMANUEL C KOMBE	Devolution and Public Service Administration	1,870,500	30-Jun-19		1,870,500	
ERICK K. MBUVI P/NO 19960009296	Devolution and Public Service Administration	87,892	30-Jun-19		87,892	
FATUMA OMARI	Devolution and Public Service Administration	133,000	30-Jun-19		133,000	
FRED K NYAMOKERI P/NO 20100001394	Devolution and Public Service Administration	361,013	30-Jun-19		361,013	
HALIMA SERTOI	Devolution and Public Service Administration	1,000,000	30-Jun-19		1,000,000	
HASSAN MWACHIMAKO	Devolution and Public Service Administration	108,000	30-Jun-19		108,000	
HON FADHILI MWALIMU	Devolution and Public Service Administration	303,000	30-Jun-19		303,000	
KHADIJA YUSUF P/NO20180052224	Devolution and Public Service Administration	30,000	30-Jun-19		30,000	
KIBWANA SWALEH	Devolution and Public Service Administration	525,000	30-Jun-19		525,000	
KINANA JUMA P/NO 20100001027	Devolution and Public Service Administration	28,900	30-Jun-19		28,900	
MOHAMED DAGHAR P/NO 20140040320	Devolution and Public Service Administration	29,465	30-Jun-19		29,465	
MWAMLISHO WASAMANI ATHMAN P/NO1994020597	Devolution and Public Service Administration	45,666	30-Jun-19		45,666	

BINTISAIDI MWINYI MWACHANZE	Finance and Economic Planning	370,097	31-Jul-18	370,097	0	370,097
EVE SEBBY	Finance and Economic Planning	50,000	31-Jul-18	50,000	0	50,000
HALIMA ADAN MAHAMUD	Finance and Economic Planning	496,000	31-Jul-18	496,000	0	496,000
KIZUKA JUMA ALI	Finance and Economic Planning	300,000	31-Jul-18	300,000	0	300,000
LAPTRUST PENSION TRUST	Finance and Economic Planning	923,028	31-Jul-18	923,028	0	923,028
LOCAL AUTHORITIES PROVIDENT FUND	Finance and Economic Planning	385,363	31-Jul-18	385,363	0	385,363
LOCAL AUTHORITY PROVIDENT FUND	Finance and Economic Planning	385,363	31-Jul-18	385,363	0	385,363
LOCAL AUTHORITY PROVIDENT FUND	Finance and Economic Planning	20,028	31-Jul-18	20,028	0	20,028
MARGARET TUMAINI MWANGO	Finance and Economic Planning	657,600	31-Jul-18	657,600	0	657,600
MOHAMED DABASA MAJID	Finance and Economic Planning	333,000	31-Jul-18	333,000	0	333,000
MOSES ARAN OINDO	Finance and Economic Planning	60,500	31-Jul-18	60,500	0	60,500
MOVINE ATIENO BARTHY	Finance and Economic Planning	410,000	31-Jul-18	410,000	0	410,000
MWANAISHA MOHAMED MWAKIBOKO	Finance and Economic Planning	410,000	31-Jul-18	410,000	0	410,000
NATIONAL HOSPITAL INSURANCE FUND	Finance and Economic Planning	279,800	31-Jul-18	279,800	0	279,800
NATIONAL HOSPITAL INSURANCE FUND	Finance and Economic Planning	274,050	31-Jul-18	274,050	0	274,050
NATIONAL HOSPITAL INSURANCE FUND	Finance and Economic Planning	270,100	31-Jul-18	270,100	0	270,100
NATIONAL HOSPITAL INSURANCE FUND	Finance and Economic Planning	268,550	31-Jul-18	268,550	0	268,550
NATIONAL HOSPITAL INSURANCE FUND	Finance and Economic Planning	268,200	31-Jul-18	268,200	0	268,200
NATIONAL HOSPITAL INSURANCE FUND	Finance and Economic Planning	265,950	31-Jul-18	265,950	0	265,950
NATIONAL HOSPITAL INSURANCE FUND	Finance and Economic Planning	265,100	31-Jul-18	265,100	0	265,100
NATIONAL HOSPITAL INSURANCE FUND	Finance and Economic Planning	2,600	31-Jul-18	2,600	0	2,600
NATIONAL HOSPITAL INSURANCE FUND	Finance and Economic Planning	1,700	31-Jul-18	1,700	0	1,700
NATIONAL HOSPITAL INSURANCE FUND	Finance and Economic Planning	1,700	31-Jul-18	1,700	0	1,700
NATIONAL INDUSTRIAL TRAINING AUTHOR	Finance and Economic Planning	9,450	31-Jul-18	9,450	0	9,450
NATIONAL INDUSTRIAL TRAINING AUTHOR	Finance and Economic Planning	9,400	31-Jul-18	9,400	0	9,400
NATIONAL INDUSTRIAL TRAINING AUTHOR	Finance and Economic Planning	9,400	31-Jul-18	9,400	0	9,400
NATIONAL INDUSTRIAL TRAINING AUTHOR	Finance and Economic Planning	9,400	31-Jul-18	9,400	0	9,400

NATIONAL INDUSTRIAL TRAINING AUTHOR	Finance and Economic Planning	9,300	31-Jul-18	9,300	0	9,300
NATIONAL INDUSTRIAL TRAINING AUTHOR	Finance and Economic Planning	9,300	31-Jul-18	9,300	0	9,300
NATIONAL INDUSTRIAL TRAINING AUTHOR	Finance and Economic Planning	9,250	31-Jul-18	9,250	0	9,250
NATIONAL SOCIAL SECURITY FUND	Finance and Economic Planning	146,200	31-Jul-18	146,200	0	146,200
NATIONAL SOCIAL SECURITY FUND	Finance and Economic Planning	9,400	31-Jul-18	9,400	0	9,400
NATIONAL SOCIAL SECURITY FUND	Finance and Economic Planning	9,400	31-Jul-18	9,400	0	9,400
NATIONAL SOCIAL SECURITY FUND	Finance and Economic Planning	9,400	31-Jul-18	9,400	0	9,400
NATIONAL SOCIAL SECURITY FUND	Finance and Economic Planning	9,200	31-Jul-18	9,200	0	9,200
NATIONAL SOCIAL SECURITY FUND	Finance and Economic Planning	9,200	31-Jul-18	9,200	0	9,200
NATIONAL SOCIAL SECURITY FUND	Finance and Economic Planning	9,000	31-Jul-18	9,000	0	9,000
NATIONAL SOCIAL SECURITY FUND	Finance and Economic Planning	9,000	31-Jul-18	9,000	0	9,000
NATIONAL SOCIAL SECURITY FUND	Finance and Economic Planning	8,800	31-Jul-18	8,800	0	8,800
NATIONAL SOCIAL SECURITY FUND	Finance and Economic Planning	8,800	31-Jul-18	8,800	0	8,800
NATIONAL SOCIAL SECURITY FUND	Finance and Economic Planning	8,800	31-Jul-18	8,800	0	8,800
ROSELYNE A OGADA	Finance and Economic Planning	62,500	31-Jul-18	62,500	0	62,500
SWALEH MAHMUD SHEIKH	Finance and Economic Planning	164,000	31-Jul-18	164,000	0	164,000
COMMISSIONER OF INCOME TAX	Finance and Economic Planning	5,976,811	01-Aug-18	5,976,811	0	5,976,811
COMMISSIONER OF INCOME TAX	Finance and Economic Planning	5,775,075	01-Aug-18	5,775,075	0	5,775,075
COMMISSIONER OF INCOME TAX	Finance and Economic Planning	5,503,331	01-Aug-18	5,503,331	0	5,503,331
COMMISSIONER OF INCOME TAX	Finance and Economic Planning	5,026,714	01-Aug-18	5,026,714	0	5,026,714
COMMISSIONER OF INCOME TAX	Finance and Economic Planning	4,976,079	01-Aug-18	4,976,079	0	4,976,079
COMMISSIONER OF INCOME TAX	Finance and Economic Planning	4,788,615	01-Aug-18	4,788,615	0	4,788,615
COMMISSIONER OF INCOME TAX	Finance and Economic Planning	4,486,268	01-Aug-18	4,486,268	0	4,486,268
COMMISSIONER OF INCOME TAX	Finance and Economic Planning	3,649,654	01-Aug-18	3,649,654	0	3,649,654
COMMISSIONER OF INCOME TAX	Finance and Economic Planning	2,898,225	01-Aug-18	2,898,225	0	2,898,225
COMMISSIONER OF INCOME TAX	Finance and Economic Planning	242,028	01-Aug-18	242,028	0	242,028
COMMISSIONER OF INCOME TAX	Finance and Economic Planning	241,596	01-Aug-18	241,596	0	241,596

COMMISSIONER OF INCOME TAX	Finance and Economic Planning	136,800	01-Aug-18	136,800	0	136,800
COMMISSIONER OF INCOME TAX	Finance and Economic Planning	102,900	01-Aug-18	102,900	0	102,900
COMMISSIONER OF INCOME TAX	Finance and Economic Planning	75,600	01-Aug-18	75,600	0	75,600
COMMISSIONER OF INCOME TAX	Finance and Economic Planning	508	01-Aug-18	508	0	508
HASSAN CHARO KITSAO	Finance and Economic Planning	301,200	14-Sep-18		301,200	
MWANGO, Mrs. MARGARET TUMAINI	Finance and Economic Planning	120,000	26-Oct-18		120,000	
GLORIA NATTORE MBAABU	Finance and Economic Planning	312,400	08-Nov-18		312,400	
MWANASITI K MWAMZANDI	Finance and Economic Planning	1,000,000	11-Feb-19		1,000,000	
FREEMAN KONDO GEORGE	Finance and Economic Planning	876,600	27-Feb-19		876,600	
BARBARA ALIVIZA AARON	Finance and Economic Planning	1,340,000	14-May-19		1,340,000	
PETER MAKALI	Finance and Economic Planning	1,280,824	29-May-19		1,280,824	
JOHN SAMSON KAZUNGU	Finance and Economic Planning	364,000	19-Jun-19		364,000	
DAVID SHEM ODADA	Finance and Economic Planning	1,696,800	20-Jun-19		1,696,800	
SIFA MWANGUWA KIDONG'U	Finance and Economic Planning	2,000,000	20-Jun-19		2,000,000	
LEONARDE BAYA KITHUNGA	Finance and Economic Planning	1,580,000	24-Jun-19		1,580,000	
PAUL ODUWO NYANGASI	Finance and Economic Planning	1,500,000	24-Jun-19		1,500,000	
ABDALLAH KHAMIS	Finance and Economic Planning	824,750	30-Jun-19		824,750	
ABDULRAHMAN ATHMAN P/NO 20170124026	Finance and Economic Planning	764,400	30-Jun-19		764,400	
ABDULRAHMAN ATHMAN P/NO 20170124026	Finance and Economic Planning	616,000	30-Jun-19		616,000	
ASHA SALIM	Finance and Economic Planning	837,200	30-Jun-19		837,200	
BIDALA IBRAHIM KARIM P/NO 20000003127	Finance and Economic Planning	176,400	30-Jun-19		176,400	
COUNTY PENSION FUND-LAPTRUST	Finance and Economic Planning	1,242,972,498	30-Jun-19		1,242,972,498	
DAUDI RASHID	Finance and Economic Planning	364,000	30-Jun-19		364,000	
DAWSON MZENGE	Finance and Economic Planning	997,900	30-Jun-19		997,900	
ESTHER NDAMBIRI P/NO20000009503	Finance and Economic Planning	126,000	30-Jun-19		126,000	
EVANGELINE CHEPOSONI P/NO 1996053392	Finance and Economic Planning	504,000	30-Jun-19		504,000	
FATMA ABDULRAHMAN P/NO 20160032511	Finance and Economic Planning	2,126,400	30-Jun-19		2,126,400	

FATMA ABDULRAHMAN P/NO 20160032511	Finance and Economic Planning	62,600	30-Jun-19	62,600
GLORIA NAITORE P/NO20160045527	Finance and Economic Planning	264,600	30-Jun-19	264,600
GLORIA NAITORE P/NO20160045527	Finance and Economic Planning	252,000	30-Jun-19	252,000
GLORIA NAITORE P/NO20160045527	Finance and Economic Planning	93,000	30-Jun-19	93,000
HAMISI MWAZEWE	Finance and Economic Planning	980,000	30-Jun-19	980,000
HAMISI MWAZEWE	Finance and Economic Planning	**315,000**	30-Jun-19	315,000
HAMISI SALIM MWAMGUTE P/NO 20000010749	Finance and Economic Planning	77,000	30-Jun-19	77,000
HASSAN KITSAO P/NO 2009011121	Finance and Economic Planning	1,367,400	30-Jun-19	1,367,400
HASSAN KITSAO P/NO 2009011121	Finance and Economic Planning	84,000	30-Jun-19	84,000
HASSAN KITSAO P/NO 2009011121	Finance and Economic Planning	20,000	30-Jun-19	20,000
HIGHER EDUCATION LOANS BOARD	Finance and Economic Planning	5,000,000	30-Jun-19	5,000,000
HIGHER EDUCATION LOANS BOARD	Finance and Economic Planning	5,000,000	30-Jun-19	5,000,000
HUSSEIN MOHAMED P/NO 19990022216	Finance and Economic Planning	504,000	30-Jun-19	504,000
IDRIS MBARUK	Finance and Economic Planning	302,000	30-Jun-19	302,000
JACOB MNjAU	Finance and Economic Planning	1,980,000	30-Jun-19	1,980,000
JITEGEMEE SACCO	Finance and Economic Planning	**103,111,987**	30-Jun-19	103,111,987
JOSEPH W. KAMAU	Finance and Economic Planning	147,000	30-Jun-19	147,000
JOSEPHINE ODONGO P/NO20110002465	Finance and Economic Planning	84,000	30-Jun-19	84,000
JOSHUA RUME P/NO20160045554	Finance and Economic Planning	913,500	30-Jun-19	913,500
JOSHUA RUME P/NO20160045554	Finance and Economic Planning	420,000	30-Jun-19	420,000
JOSHUA RUME P/NO20160045554	Finance and Economic Planning	350,000	30-Jun-19	350,000
JUMA M MWIDAU	Finance and Economic Planning	55,550	30-Jun-19	55,550
JUMA MWIDAU	Finance and Economic Planning	2,030,000	30-Jun-19	2,030,000
JUMA MWIDAU	Finance and Economic Planning	168,000	30-Jun-19	168,000
JUMA MWIDAU MWIJUMA	Finance and Economic Planning	119,000	30-Jun-19	119,000
KHAFSWA FAKIH HAJI P/NO 19950004430	Finance and Economic Planning	694,400	30-Jun-19	694,400
KHATIB KHAMIS	Finance and Economic Planning	1,092,000	30-Jun-19	1,092,000

KHATIB KHAMIS	Finance and Economic Planning	434,000	30-Jun-19		434,000	
KHATIB KHAMIS	Finance and Economic Planning	210,000	30-Jun-19		210,000	
KHATIB KHAMIS P/NO 19990019782	Finance and Economic Planning	2,061,900	30-Jun-19		2,061,900	
LANTECH DATA SERVICES LTD	Finance and Economic Planning	1,944,800	30-Jun-19		1,944,800	
LAPFUND	Finance and Economic Planning	627,021,624	43646	627,021,624	0	627,021,624
LAPFUND	Finance and Economic Planning	1,350,416,304	30-Jun-19		1,350,416,304	
LEONARD KITHUNGA	Finance and Economic Planning	3,000,000	30-Jun-19		3,000,000	
MARIAM GUMBA P/NO 20000004786	Finance and Economic Planning	1,048,000	30-Jun-19		1,048,000	
MARIAM KADZO	Finance and Economic Planning	475,300	30-Jun-19		475,300	
MARK M MSHILA	Finance and Economic Planning	280,000	30-Jun-19		280,000	
MUNIRA KIBIRINGO	Finance and Economic Planning	17,000	30-Jun-19		17,000	
NATIONAL HOSPITAL INSURANCE FUND	Finance and Economic Planning	990,000	30-Jun-19		990,000	
OMAR ABDALLA	Finance and Economic Planning	1,033,200	30-Jun-19		1,033,200	
OYARO N. VANE P/NO 2007068201	Finance and Economic Planning	17,789	30-Jun-19		17,789	
PATIENCE ZAWADI JOSEPH P/NO 19940005943	Finance and Economic Planning	735,000	30-Jun-19		735,000	
PAUL ODUWO NYANGASI P/NO2008017475	Finance and Economic Planning	24,000	30-Jun-19		24,000	
RAHMA ALI	Finance and Economic Planning	980,000	30-Jun-19		980,000	
RAHMA ALI	Finance and Economic Planning	699,300	30-Jun-19		699,300	
RICHARD ABIERO	Finance and Economic Planning	974,400	30-Jun-19		974,400	
SAID MOHAMMED KIFARANGA	Finance and Economic Planning	980,000	30-Jun-19		980,000	
SALIM MWATUJI P/NO 20000006548	Finance and Economic Planning	264,600	30-Jun-19		264,600	
SALIM MWATUJI P/NO 20000006548	Finance and Economic Planning	252,000	30-Jun-19		252,000	
SAMIA SALIM	Finance and Economic Planning	130,200	30-Jun-19		130,200	
SOPHIE MWALIMO P/NO 20030000232	Finance and Economic Planning	355,600	30-Jun-19		355,600	
SOPHIE W. MWALIMO	Finance and Economic Planning	70,000	30-Jun-19		70,000	
TIME HUSSEIN	Finance and Economic Planning	504,000	30-Jun-19		504,000	
TOLBERT OCHOGO	Finance and Economic Planning	541,800	30-Jun-19		541,800	

ZUBERI MWITU P/NO 20000003403	Finance and Economic Planning	403,200	30-Jun-19		403,200	
KENYA REVENUE AUTHORITY ARREARS	Finance and Economic Planning	433,000,000	2013-2017	433,000,000	0	433,000,000
COUNTY PENSION FUND-LAPTRUST	Finance and Economic Planning	2,063,816,038	2013-2018	2,063,816,038	0	2,063,816,038
MARY KHAMIS CHIBUNGU	Health	20,400	07-Dec-16	20,400	0	20,400
ASWILA ABDULRAZAK AHMED	Health	84,000	03-Mar-17	84,000	0	84,000
ASWILA ABDULRAZAK AHMED	Health	37,500	03-Mar-17	37,500	0	37,500
BAISHE ATHMAN HAKIM	Health	316,210	08-Mar-17	316,210	0	316,210
CLEMENTINA MATUNDA KIRUGHAMIO	Health	204,930	21-Mar-17	204,930	0	204,930
ESTHER GITIRI NYAGA	Health	56,700	12-May-17	56,700	0	56,700
COMMISSIONER OF INCOME TAX	Health	307,258	03-Aug-17	307,258	0	307,258
COMMISSIONER OF INCOME TAX	Health	183,070	03-Aug-17	183,070	0	183,070
COMMISSIONER OF INCOME TAX	Health	36,716	03-Aug-17	36,716	0	36,716
COMMISSIONER OF INCOME TAX	Health	275,758	29-Aug-17	275,758	0	275,758
COMMISSIONER OF INCOME TAX	Health	853,879	02-Oct-17	853,879	0	853,879
COMMISSIONER OF INCOME TAX	Health	275,468	03-Oct-17	275,468	0	275,468
COMMISSIONER OF INCOME TAX	Health	28,643	23-Oct-17	28,643	0	28,643
COMMISSIONER OF INCOME TAX	Health	275,468	07-Nov-17	275,468	0	275,468
COMMISSIONER OF INCOME TAX	Health	36,278	13-Nov-17	36,278	0	36,278
COMMISSIONER OF INCOME TAX	Health	19,070	13-Nov-17	19,070	0	19,070
COMMISSIONER OF INCOME TAX	Health	151,906	01-Dec-17	151,906	0	151,906
COMMISSIONER OF INCOME TAX	Health	297,806	04-Dec-17	297,806	0	297,806
COMMISSIONER OF INCOME TAX	Health	50,910	04-Dec-17	50,910	0	50,910
COMMISSIONER OF INCOME TAX	Health	282,244	04-Jan-18	282,244	0	282,244
COMMISSIONER OF INCOME TAX	Health	78,574	24-Jan-18	78,574	0	78,574
COMMISSIONER OF INCOME TAX	Health	45,369	24-Jan-18	45,369	0	45,369
COMMISSIONER OF INCOME TAX	Health	34,340	24-Jan-18	34,340	0	34,340
COMMISSIONER OF INCOME TAX	Health	33,460	24-Jan-18	33,460	0	33,460

COMMISSIONER OF INCOME TAX	Health	23,334	24-Jan-18	23,334	0	23,334
COMMISSIONER OF INCOME TAX	Health	95,163	26-Jan-18	95,163	0	95,163
COMMISSIONER OF INCOME TAX	Health	61,017	26-Jan-18	61,017	0	61,017
COMMISSIONER OF INCOME TAX	Health	34,974	26-Jan-18	34,974	0	34,974
COMMISSIONER OF INCOME TAX	Health	96,640	29-Jan-18	96,640	0	96,640
COMMISSIONER OF INCOME TAX	Health	74,531	29-Jan-18	74,531	0	74,531
COMMISSIONER OF INCOME TAX	Health	258,322	26-Feb-18	258,322	0	258,322
COMMISSIONER OF INCOME TAX	Health	258,322	26-Feb-18	258,322	0	258,322
COMMISSIONER OF INCOME TAX	Health	37,849	22-Mar-18	37,849	0	37,849
COMMISSIONER OF INCOME TAX	Health	251,811	07-May-18	251,811	0	251,811
COMMISSIONER OF INCOME TAX	Health	258,513	28-May-18	258,513	0	258,513
COMMISSIONER OF INCOME TAX	Health	251,811	28-May-18	251,811	0	251,811
COMMISSIONER OF INCOME TAX	Health	32,851	07-Jun-18	32,851	0	32,851
COMMISSIONER OF INCOME TAX	Health	33,310	08-Jun-18	33,310	0	33,310
COMMISSIONER OF INCOME TAX	Health	251,811	27-Jun-18	251,811	0	251,811
NATIONAL HOSPITAL INSURANCE FUND	Health	45,800	31-Jul-18	45,800	0	45,800
NATIONAL HOSPITAL INSURANCE FUND	Health	45,300	31-Jul-18	45,300	0	45,300
NATIONAL HOSPITAL INSURANCE FUND	Health	45,200	31-Jul-18	45,200	0	45,200
NATIONAL HOSPITAL INSURANCE FUND	Health	45,200	31-Jul-18	45,200	0	45,200
NATIONAL HOSPITAL INSURANCE FUND	Health	45,200	31-Jul-18	45,200	0	45,200
NATIONAL HOSPITAL INSURANCE FUND	Health	44,200	31-Jul-18	44,200	0	44,200
NATIONAL HOSPITAL INSURANCE FUND	Health	44,100	31-Jul-18	44,100	0	44,100
NATIONAL HOSPITAL INSURANCE FUND	Health	44,100	31-Jul-18	44,100	0	44,100
NATIONAL HOSPITAL INSURANCE FUND	Health	44,100	31-Jul-18	44,100	0	44,100
NATIONAL HOSPITAL INSURANCE FUND	Health	1,700	31-Jul-18	1,700	0	1,700
NATIONAL SOCIAL SECURITY FUND	Health	300,000	31-Jul-18	300,000	0	300,000
NATIONAL SOCIAL SECURITY FUND	Health	15,600	31-Jul-18	15,600	0	15,600

NATIONAL SOCIAL SECURITY FUND	Health	15,600	31-Jul-18	15,600	0	15,600
NATIONAL SOCIAL SECURITY FUND	Health	15,600	31-Jul-18	15,600	0	15,600
NATIONAL SOCIAL SECURITY FUND	Health	15,600	31-Jul-18	15,600	0	15,600
NATIONAL SOCIAL SECURITY FUND	Health	15,600	31-Jul-18	15,600	0	15,600
NATIONAL SOCIAL SECURITY FUND	Health	15,200	31-Jul-18	15,200	0	15,200
NATIONAL SOCIAL SECURITY FUND	Health	15,200	31-Jul-18	15,200	0	15,200
NATIONAL SOCIAL SECURITY FUND	Health	15,200	31-Jul-18	15,200	0	15,200
NATIONAL SOCIAL SECURITY FUND	Health	15,200	31-Jul-18	15,200	0	15,200
SARAH MAJALA KAYANDA	Health	122,000	31-Jul-18	122,000	0	122,000
CLEMENTINA MATUNDA KIRUGHAMIO	Health	204,930	24-Sep-18		204,930	
JAMES ZIRO KAZUNGU	Health	304,200	16-Nov-18		304,200	
FATUMA SUMU VYAKWELI ALI	Health	10,620	04-Jun-19		10,620	
FATMA ABEID MBARAK P/NO 20160147937	Health	52,662	30-Jun-19		52,662	
IMPREST ACCOUNT NBK	Health	37,398	30-Jun-19		37,398	
JOHN KUTI P/NO20160151440	Health	600,600	30-Jun-19		600,600	
KAYANDA M. SARAH	Health	122,000	30-Jun-19		122,000	
LILIAN WACHUKA NGUGI	Health	7,200	30-Jun-19		7,200	
MAUREEN WANJIKU	Health	10,600	30-Jun-19		10,600	
NATIONAL HOSPITAL INSURANCE FUND	Health	46,500	30-Jun-19		46,500	
NATIONAL HOSPITAL INSURANCE FUND	Health	44,500	30-Jun-19		44,500	
NATIONAL HOSPITAL INSURANCE FUND	Health	45,500	30-Jun-19		45,500	
NATIONAL HOSPITAL INSURANCE FUND	Health	13,900	30-Jun-19		13,900	
NATIONAL HOSPITAL INSURANCE FUND	Health	46,600	30-Jun-19		46,600	
NATIONAL HOSPITAL INSURANCE FUND	Health	47,700	30-Jun-19		47,700	
NATIONAL HOSPITAL INSURANCE FUND	Health	46,600	30-Jun-19		46,600	
NATIONAL HOSPITAL INSURANCE FUND	Health	48,200	30-Jun-19		48,200	
NATIONAL HOSPITAL INSURANCE FUND	Health	45,600	30-Jun-19		45,600	

NATIONAL HOSPITAL INSURANCE FUND	Health	13,900	30-Jun-19		13,900	
NATIONAL SOCIAL SCURITY FUND	Health	63,600	30-Jun-19		63,600	
NATIONAL SOCIAL SCURITY FUND	Health	11,200	30-Jun-19		11,200	
NATIONAL SOCIAL SCURITY FUND	Health	63,600	30-Jun-19		63,600	
NATIONAL SOCIAL SCURITY FUND	Health	16,400	30-Jun-19		16,400	
NATIONAL SOCIAL SCURITY FUND	Health	17,200	30-Jun-19		17,200	
NATIONAL SOCIAL SCURITY FUND	Health	18,000	30-Jun-19		18,000	
NATIONAL SOCIAL SCURITY FUND	Health	16,800	30-Jun-19		16,800	
NATIONAL SOCIAL SCURITY FUND	Health	17,200	30-Jun-19		17,200	
NATIONAL SOCIAL SCURITY FUND	Health	8,800	30-Jun-19		8,800	
NATIONAL SOCIAL SCURITY FUND	Health	17,200	30-Jun-19		17,200	
NATIONAL SOCIAL SCURITY FUND	Health	11,200	30-Jun-19		11,200	
NO I/C MRIMA	Health	13,100	30-Jun-19		13,100	
NO I/C MRIMA	Health	3,000	30-Jun-19		3,000	
AHMED BAZHAN KOMBO	Public Service Board	310,400	02-Dec-16	310,400	0	310,400
MARIAM MOHAMED MKUNGOMA	Public Service Board	155,946	20-Dec-16	155,946	0	155,946
BANGUSHI HARITH MOHAMMED	Public Service Board	287,600	14-Jun-17	287,600	0	287,600
HASSAN BAKARI MWARIZOH	Public Service Board	640,000	14-Jun-17	640,000	0	640,000
KHADIJA SHAHIDA ABDALLA	Public Service Board	214,000	11-Oct-18		214,000	
SETH ODONGO	Public Service Board	947,000	09-Nov-18		947,000	
KIBIBI MOHAMED AMRAN	Public Service Board	1,033,500	20-Jun-19		1,033,500	
KHADIJA ALI MWINYI	The Executive	420,000	07-Sep-16	420,000	0	420,000
JOHN C MCHARO	The Executive	146,000	22-Sep-16	146,000	0	146,000
ERIC MBUVI	The Executive	87,892	12-Oct-16	87,892	0	87,892
MOHAMED SWALEH AWADH BATES	The Executive	70,500	22-Mar-17	70,500	0	70,500
COMMISSIONER OF INCOME TAX	The Executive	21,627	17-Oct-17	21,627	0	21,627
COMMISSIONER OF INCOME TAX	The Executive	30,600	05-Dec-17	30,600	0	30,600

COMMISSIONER OF INCOME TAX	The Executive	352,200	05-Dec-17	352,200	0	352,200
COMMISSIONER OF INCOME TAX	The Executive	4,625	20-Dec-17	4,625	0	4,625
COMMISSIONER OF INCOME TAX	The Executive	15,400	21-Dec-17	15,400	0	15,400
COMMISSIONER OF INCOME TAX	The Executive	30,600	28-Dec-17	30,600	0	30,600
COMMISSIONER OF INCOME TAX	The Executive	30,600	23-Jan-18	30,600	0	30,600
COMMISSIONER OF INCOME TAX	The Executive	61,200	08-May-18	61,200	0	61,200
COMMISSIONER OF INCOME TAX	The Executive	61,200	08-May-18	61,200	0	61,200
COMMISSIONER OF INCOME TAX	The Executive	30,600	30-May-18	30,600	0	30,600
COMMISSIONER OF INCOME TAX	The Executive	30,600	30-May-18	30,600	0	30,600
COMMISSIONER OF INCOME TAX	The Executive	104,732	31-May-18	104,732	0	104,732
COMMISSIONER OF INCOME TAX	The Executive	11,738	29-Jun-18	11,738	0	11,738
COMMISSIONER OF INCOME TAX	The Executive	33,950	29-Jun-18	33,950	0	33,950
FLORENCE WALOWE MWILOLE	The Executive	203,600	20-Jun-19		203,600	
MTALAKI MWASHIMBA	The Executive	100,405	25-Jun-19		100,405	
PATIENCE MSHENGA	The Executive	16,600	30-Jun-19		16,600	
ANTHONY MUTUA	The Executive	58,000	30-Jun-19		58,000	
MUNIRA MAALI	The Executive	95,600	30-Jun-19		95,600	
MUNIRA MAALI	The Executive	153,500	30-Jun-19		153,500	
ANTONY MUTUA P/NO19900010488	The Executive	206,000	30-Jun-19		206,000	
MUNIRA HAMISI	The Executive	366,889	30-Jun-19		366,889	
GEORGE A. NYABERA	The Executive	387,923	30-Jun-19		387,923	
KINANA JUMA	The Executive	400,400	30-Jun-19		400,400	
GEORGE A. NYABERA	The Executive	545,508	30-Jun-19		545,508	
AI MTANA LEWA	The Executive	666,204	30-Jun-19		666,204	
DAVID ODADA	The Executive	666,204	30-Jun-19		666,204	
MUNIRA HAMISI	The Executive	861,660	30-Jun-19		861,660	
BARBARA AARON	The Executive	920,000	30-Jun-19		920,000	

ESI NAWARI MARTIN	The Executive	940,000	30-Jun-19		940,000	
CYNTHIA NJERI DZILLA	The Executive	940,000	30-Jun-19		940,000	
GRACE NGANGA	The Executive	948,836	30-Jun-19		948,836	
RASHID BEDZIMBA	The Executive	1,675,000	30-Jun-19		1,675,000	
NAJMA KEYA	The Executive	1,916,418	30-Jun-19		1,916,418	
CHARLES OTIENO	The Executive	2,000,000	30-Jun-19		2,000,000	
NASRA AHMED OMAR	Tourism Development	550,300	08-Jun-17	550,300	0	550,300
SAMIRA OMAR ALI	Trade, Energy and Industrial Development	79,000	29-Dec-16	79,000	0	79,000
MALAKI KIBETI TENAI	Trade, Energy and Industrial Development	52,000	21-Mar-17	52,000	0	52,000
NELSON NYORO KAHURIA	Trade, Energy and Industrial Development	43,600	23-Mar-17	43,600	0	43,600
SWABRA MOHAMED ABDULRAHMAN	Trade, Energy and Industrial Development	134,600	08-May-17	134,600	0	134,600
COMMISSIONER OF INCOME TAX	Trade, Energy and Industrial Development	219,130	30-Sep-17	219,130	0	219,130
COMMISSIONER OF INCOME TAX	Trade, Energy and Industrial Development	33,001	17-Oct-17	33,001	0	33,001
COMMISSIONER OF INCOME TAX	Trade, Energy and Industrial Development	242,682	18-Oct-17	242,682	0	242,682
COMMISSIONER OF INCOME TAX	Trade, Energy and Industrial Development	56,649	23-Oct-17	56,649	0	56,649
COMMISSIONER OF INCOME TAX	Trade, Energy and Industrial Development	175,114	06-Nov-17	175,114	0	175,114
COMMISSIONER OF INCOME TAX	Trade, Energy and Industrial Development	20,250	06-Nov-17	20,250	0	20,250
COMMISSIONER OF INCOME TAX	Trade, Energy and Industrial Development	91,922	13-Nov-17	91,922	0	91,922
COMMISSIONER OF INCOME TAX	Trade, Energy and Industrial Development	67,862	13-Nov-17	67,862	0	67,862
COMMISSIONER OF INCOME TAX	Trade, Energy and Industrial Development	40,810	13-Nov-17	40,810	0	40,810
COMMISSIONER OF INCOME TAX	Trade, Energy and Industrial Development	186,036	20-Nov-17	186,036	0	186,036
COMMISSIONER OF INCOME TAX	Trade, Energy and Industrial Development	111,173	01-Dec-17	111,173	0	111,173
COMMISSIONER OF INCOME TAX	Trade, Energy and Industrial Development	103,596	01-Dec-17	103,596	0	103,596
COMMISSIONER OF INCOME TAX	Trade, Energy and Industrial Development	50,128	01-Dec-17	50,128	0	50,128
COMMISSIONER OF INCOME TAX	Trade, Energy and Industrial Development	102,548	07-Dec-17	102,548	0	102,548
COMMISSIONER OF INCOME TAX	Trade, Energy and Industrial Development	37,800	15-Dec-17	37,800	0	37,800
COMMISSIONER OF INCOME TAX	Trade, Energy and Industrial Development	140,704	24-Jan-18	140,704	0	140,704

COMMISSIONER OF INCOME TAX	Trade, Energy and Industrial Development	20,833	24-Jan-18	20,833	0	20,833
COMMISSIONER OF INCOME TAX	Trade, Energy and Industrial Development	136,506	17-May-18	136,506	0	136,506
ALI SWALEHE TSENZE	Trade, Energy and Industrial Development	118,000	01-Feb-19		118,000	
ABDALLAH SALIM MWABAMI	Trade, Energy and Industrial Development	175,000	21-May-19		175,000	
ABDALLA NURIJEZA	Trade, Energy and Industrial Development	694,000	30-Jun-19		694,000	
ABDALLAH MWABAMI	Trade, Energy and Industrial Development	500,000	30-Jun-19		500,000	
ABDULWAHAB MBARAK	Trade, Energy and Industrial Development	1,515,000	30-Jun-19		1,515,000	
ABDULWAHAB MBARAK	Trade, Energy and Industrial Development	496,350	30-Jun-19		496,350	
ABDULWAHAB MBARAK	Trade, Energy and Industrial Development	450,000	30-Jun-19		450,000	
AL RAQII E A LTD	Trade, Energy and Industrial Development	1,990,000	30-Jun-19		1,990,000	
FATMA MOHAMMED ABBAKAR	Trade, Energy and Industrial Development	370,124	30-Jun-19		370,124	
JAMILA HASSAN P/NO 20190015224	Trade, Energy and Industrial Development	103,800	30-Jun-19		103,800	
JEFWA KAZUNGU P/NO 2012033115	Trade, Energy and Industrial Development	8,400	30-Jun-19		8,400	
JOAB B UNDA P/NO 19910009415	Trade, Energy and Industrial Development	5,945	30-Jun-19		5,945	
JUMADAR K. SOMBWANA 1995000245	Trade, Energy and Industrial Development	30,000	30-Jun-19		30,000	
MARGARET MWANGO	Trade, Energy and Industrial Development	880,000	30-Jun-19		880,000	
MARGARET MWANGO	Trade, Energy and Industrial Development	616,000	30-Jun-19		616,000	
MARY K. PRICE P/NO 19820002382	Trade, Energy and Industrial Development	7,650	30-Jun-19		7,650	
MICHAEL O. OKANGA P/NO 1991096943	Trade, Energy and Industrial Development	43,000	30-Jun-19		43,000	
RONALD MAKOKHA	Trade, Energy and Industrial Development	694,000	30-Jun-19		694,000	
YUSSUF MOHAMED	Trade, Energy and Industrial Development	28,000	30-Jun-19		28,000	
ANDREW SUDI	Trade,Tourism and Investments	958,000	30-Jun-19		958,000	
MESHACK MWAFUNGO	Transport and Infrastructure	150,134	05-Oct-16	150,134	0	150,134
SIMON WYCLIFFE BWIRE	Transport and Infrastructure	63,600	12-Oct-16	63,600	0	63,600
MATANO BAKARI ABDALLA	Transport and Infrastructure	909,000	05-Dec-16	909,000	0	909,000
EDWARD KITUYI KHISA	Transport and Infrastructure	152,439	08-Dec-16	152,439	0	152,439
KENNEDY ASATI MOTURI	Transport and Infrastructure	481,000	09-May-17	481,000	0	481,000

ROSELINE OWUOR KERE	Transport and Infrastructure	58,730	12-May-17	58,730	0	58,730
NYONDO NGAO NYAE	Transport and Infrastructure	42,000	22-May-17	42,000	0	42,000
COMMISSIONER OF INCOME TAX	Transport and Infrastructure	113,168	22-Sep-17	113,168	0	113,168
COMMISSIONER OF INCOME TAX	Transport and Infrastructure	144,157	27-Sep-17	144,157	0	144,157
COMMISSIONER OF INCOME TAX	Transport and Infrastructure	989,369	30-Sep-17	989,369	0	989,369
COMMISSIONER OF INCOME TAX	Transport and Infrastructure	186,036	30-Sep-17	186,036	0	186,036
COMMISSIONER OF INCOME TAX	Transport and Infrastructure	26,452	03-Oct-17	26,452	0	26,452
COMMISSIONER OF INCOME TAX	Transport and Infrastructure	24,766	16-Oct-17	24,766	0	24,766
COMMISSIONER OF INCOME TAX	Transport and Infrastructure	181,554	19-Oct-17	181,554	0	181,554
COMMISSIONER OF INCOME TAX	Transport and Infrastructure	30,983	23-Oct-17	30,983	0	30,983
COMMISSIONER OF INCOME TAX	Transport and Infrastructure	33,460	24-Oct-17	33,460	0	33,460
COMMISSIONER OF INCOME TAX	Transport and Infrastructure	8,847	24-Oct-17	8,847	0	8,847
COMMISSIONER OF INCOME TAX	Transport and Infrastructure	30,356	01-Nov-17	30,356	0	30,356
COMMISSIONER OF INCOME TAX	Transport and Infrastructure	24,294	06-Nov-17	24,294	0	24,294
COMMISSIONER OF INCOME TAX	Transport and Infrastructure	104,262	22-Nov-17	104,262	0	104,262
COMMISSIONER OF INCOME TAX	Transport and Infrastructure	505,986	07-Dec-17	505,986	0	505,986
COMMISSIONER OF INCOME TAX	Transport and Infrastructure	54,000	19-Dec-17	54,000	0	54,000
COMMISSIONER OF INCOME TAX	Transport and Infrastructure	33,552	24-Jan-18	33,552	0	33,552
COMMISSIONER OF INCOME TAX	Transport and Infrastructure	102,995	25-Jan-18	102,995	0	102,995
COMMISSIONER OF INCOME TAX	Transport and Infrastructure	60,077	25-Jan-18	60,077	0	60,077
COMMISSIONER OF INCOME TAX	Transport and Infrastructure	33,270	25-Jan-18	33,270	0	33,270
COMMISSIONER OF INCOME TAX	Transport and Infrastructure	31,075	25-Jan-18	31,075	0	31,075
COMMISSIONER OF INCOME TAX	Transport and Infrastructure	22,551	25-Jan-18	22,551	0	22,551
COMMISSIONER OF INCOME TAX	Transport and Infrastructure	147,216	08-May-18	147,216	0	147,216
COMMISSIONER OF INCOME TAX	Transport and Infrastructure	96,403	23-May-18	96,403	0	96,403
COMMISSIONER OF INCOME TAX	Transport and Infrastructure	60,756	23-May-18	60,756	0	60,756
COMMISSIONER OF INCOME TAX	Transport and Infrastructure	57,822	23-May-18	57,822	0	57,822

COMMISSIONER OF INCOME TAX	Transport and Infrastructure	48,853	23-May-18	48,853	0	48,853
COMMISSIONER OF INCOME TAX	Transport and Infrastructure	37,545	23-May-18	37,545	0	37,545
COMMISSIONER OF INCOME TAX	Transport and Infrastructure	34,671	23-May-18	34,671	0	34,671
COMMISSIONER OF INCOME TAX	Transport and Infrastructure	33,257	23-May-18	33,257	0	33,257
COMMISSIONER OF INCOME TAX	Transport and Infrastructure	31,295	23-May-18	31,295	0	31,295
COMMISSIONER OF INCOME TAX	Transport and Infrastructure	25,476	23-May-18	25,476	0	25,476
COMMISSIONER OF INCOME TAX	Transport and Infrastructure	23,362	23-May-18	23,362	0	23,362
COMMISSIONER OF INCOME TAX	Transport and Infrastructure	19,878	23-May-18	19,878	0	19,878
COMMISSIONER OF INCOME TAX	Transport and Infrastructure	180,000	06-Jun-18	180,000	0	180,000
COMMISSIONER OF INCOME TAX	Transport and Infrastructure	55,681	08-Jun-18	55,681	0	55,681
COMMISSIONER OF INCOME TAX	Transport and Infrastructure	32,954	08-Jun-18	32,954	0	32,954
COMMISSIONER OF INCOME TAX	Transport and Infrastructure	257,539	20-Jun-18	257,539	0	257,539
COMMISSIONER OF INCOME TAX	Transport and Infrastructure	223,364	29-Jun-18	223,364	0	223,364
ALICE MUENI WAMBUA	Transport and Infrastructure	70,328	30-Jun-18	70,328	0	70,328
COMMISSIONER OF INCOME TAX	Transport and Infrastructure	49,826	30-Jun-18	49,826	0	49,826
KENYINYO, Ms. JAMES OKERO	Transport and Infrastructure	607,000	05-Oct-18		607,000	
MOHAMED ALI MWINYI	Transport, Infrastructure and Public Works	27,840	06-Feb-19		27,840	
SALIM MOHAMMED MWANYUMBA	Transport, Infrastructure and Public Works	283,500	31-May-19		283,500	
ELMOS JUMA CHIVATSI	Transport, Infrastructure and Public Works	221,000	21-Jun-19		221,000	
ALICE MWAKE NGALA	Transport, Infrastructure and Public Works	266,134	30-Jun-19		266,134	
ALICE MWAKE P/NO 20150119618	Transport, Infrastructure and Public Works	119,700	30-Jun-19		119,700	
ALICE NGELE	Transport, Infrastructure and Public Works	168,000	30-Jun-19		168,000	
CAROLINE OGOLA P/NO 1989098771	Transport, Infrastructure and Public Works	46,200	30-Jun-19		46,200	
CHIKU ABDALLA	Transport, Infrastructure and Public Works	548,100	30-Jun-19		548,100	
ENG ALBERT KENO	Transport, Infrastructure and Public Works	699,950	30-Jun-19		699,950	
ENG ALBERT KENO	Transport, Infrastructure and Public Works	699,890	30-Jun-19		699,890	
ENG OMAR ALIBEITY	Transport, Infrastructure and Public Works	558,600	30-Jun-19		558,600	

HARRISON KENGO P/NO19800004577	Transport, Infrastructure and Public Works	990,000	30-Jun-19		990,000	
JANET CHARI P/NO 20170070658	Transport, Infrastructure and Public Works	115,400	30-Jun-19		115,400	
JOHN OKETCH P/NO 20000011548	Transport, Infrastructure and Public Works	664,200	30-Jun-19		664,200	
MARY MUNGA	Transport, Infrastructure and Public Works	840,000	30-Jun-19		840,000	
NYAE TSUMA NYAE	Transport, Infrastructure and Public Works	548,100	30-Jun-19		548,100	
PHILOLOGUS M. MWAEKE	Transport, Infrastructure and Public Works	46,200	30-Jun-19		46,200	
PHILOLOGUS M. MWAEKE P/NO 2007008198	Transport, Infrastructure and Public Works	46,200	30-Jun-19		46,200	
RICHARD MWAGOJO	Transport, Infrastructure and Public Works	372,400	30-Jun-19		372,400	
SALIM MWANYUMBA P/NO 19940010435	Transport, Infrastructure and Public Works	274,400	30-Jun-19		274,400	
SHEIKHA OMAR P/NO1990031211	Transport, Infrastructure and Public Works	634,250	30-Jun-19		634,250	
SHEIKHA OMAR P/NO1990031211	Transport, Infrastructure and Public Works	46,200	30-Jun-19		46,200	
SULEIMAN RASHID	Transport, Infrastructure and Public Works	662,200	30-Jun-19		662,200	
SULEIMAN RASHID	Transport, Infrastructure and Public Works	563,579	30-Jun-19		563,579	
TAUFIQ BALALA	Transport, Infrastructure and Public Works	128,200	30-Jun-19		128,200	
TAUFIQ BALALA	Transport, Infrastructure and Public Works	62,000	30-Jun-19		62,000	
TAUFIQ BALALA P/NO20150017486	Transport, Infrastructure and Public Works	256,512	30-Jun-19		256,512	
HAMISI SULEIMAN MWAMGUTE	Water, Environment and Natural Resources	77,000	03-Oct-16	77,000	0	77,000
COMMISSIONER OF INCOME TAX	Water, Environment and Natural Resources	950,294	07-Sep-17	950,294	0	950,294
COMMISSIONER OF INCOME TAX	Water, Environment and Natural Resources	89,077	23-Oct-17	89,077	0	89,077
COMMISSIONER OF INCOME TAX	Water, Environment and Natural Resources	12,663	06-Nov-17	12,663	0	12,663
COMMISSIONER OF INCOME TAX	Water, Environment and Natural Resources	64,341	13-Nov-17	64,341	0	64,341
COMMISSIONER OF INCOME TAX	Water, Environment and Natural Resources	57,600	22-Nov-17	57,600	0	57,600
COMMISSIONER OF INCOME TAX	Water, Environment and Natural Resources	33,530	22-Nov-17	33,530	0	33,530
COMMISSIONER OF INCOME TAX	Water, Environment and Natural Resources	147,600	18-Dec-17	147,600	0	147,600
COMMISSIONER OF INCOME TAX	Water, Environment and Natural Resources	98,452	10-Jan-18	98,452	0	98,452
COMMISSIONER OF INCOME TAX	Water, Environment and Natural Resources	58,901	25-Jan-18	58,901	0	58,901
COMMISSIONER OF INCOME TAX	Water, Environment and Natural Resources	50,797	25-Jan-18	50,797	0	50,797

COMMISSIONER OF INCOME TAX	Water, Environment and Natural Resources	38,749	25-Jan-18	38,749	0	38,749
COMMISSIONER OF INCOME TAX	Water, Environment and Natural Resources	33,676	25-Jan-18	33,676	0	33,676
COMMISSIONER OF INCOME TAX	Water, Environment and Natural Resources	33,644	25-Jan-18	33,644	0	33,644
COMMISSIONER OF INCOME TAX	Water, Environment and Natural Resources	33,400	25-Jan-18	33,400	0	33,400
COMMISSIONER OF INCOME TAX	Water, Environment and Natural Resources	32,773	25-Jan-18	32,773	0	32,773
COMMISSIONER OF INCOME TAX	Water, Environment and Natural Resources	31,592	25-Jan-18	31,592	0	31,592
COMMISSIONER OF INCOME TAX	Water, Environment and Natural Resources	31,061	25-Jan-18	31,061	0	31,061
COMMISSIONER OF INCOME TAX	Water, Environment and Natural Resources	30,983	25-Jan-18	30,983	0	30,983
COMMISSIONER OF INCOME TAX	Water, Environment and Natural Resources	22,474	25-Jan-18	22,474	0	22,474
COMMISSIONER OF INCOME TAX	Water, Environment and Natural Resources	20,694	25-Jan-18	20,694	0	20,694
COMMISSIONER OF INCOME TAX	Water, Environment and Natural Resources	17,284	25-Jan-18	17,284	0	17,284
COMMISSIONER OF INCOME TAX	Water, Environment and Natural Resources	15,502	25-Jan-18	15,502	0	15,502
COMMISSIONER OF INCOME TAX	Water, Environment and Natural Resources	15,502	25-Jan-18	15,502	0	15,502
COMMISSIONER OF INCOME TAX	Water, Environment and Natural Resources	7,129	25-Jan-18	7,129	0	7,129
COMMISSIONER OF INCOME TAX	Water, Environment and Natural Resources	2,726	25-Jan-18	2,726	0	2,726
COMMISSIONER OF INCOME TAX	Water, Environment and Natural Resources	96,812	26-Jan-18	96,812	0	96,812
COMMISSIONER OF INCOME TAX	Water, Environment and Natural Resources	67,413	26-Jan-18	67,413	0	67,413
COMMISSIONER OF INCOME TAX	Water, Environment and Natural Resources	42,619	26-Jan-18	42,619	0	42,619
COMMISSIONER OF INCOME TAX	Water, Environment and Natural Resources	37,293	26-Jan-18	37,293	0	37,293
COMMISSIONER OF INCOME TAX	Water, Environment and Natural Resources	32,355	26-Jan-18	32,355	0	32,355
COMMISSIONER OF INCOME TAX	Water, Environment and Natural Resources	31,540	26-Jan-18	31,540	0	31,540
COMMISSIONER OF INCOME TAX	Water, Environment and Natural Resources	31,061	26-Jan-18	31,061	0	31,061
COMMISSIONER OF INCOME TAX	Water, Environment and Natural Resources	30,983	26-Jan-18	30,983	0	30,983
COMMISSIONER OF INCOME TAX	Water, Environment and Natural Resources	23,071	26-Jan-18	23,071	0	23,071
COMMISSIONER OF INCOME TAX	Water, Environment and Natural Resources	14,909	26-Jan-18	14,909	0	14,909
COMMISSIONER OF INCOME TAX	Water, Environment and Natural Resources	100,640	29-Jan-18	100,640	0	100,640
COMMISSIONER OF INCOME TAX	Water, Environment and Natural Resources	96,229	07-Mar-18	96,229	0	96,229

COMMISSIONER OF INCOME TAX	Water, Environment and Natural Resources	29,981	17-May-18	29,981	0	29,981
COMMISSIONER OF INCOME TAX	Water, Environment and Natural Resources	26,910	17-May-18	26,910	0	26,910
COMMISSIONER OF INCOME TAX	Water, Environment and Natural Resources	23,204	17-May-18	23,204	0	23,204
COMMISSIONER OF INCOME TAX	Water, Environment and Natural Resources	799	17-May-18	799	0	799
COMMISSIONER OF INCOME TAX	Water, Environment and Natural Resources	89,449	18-May-18	89,449	0	89,449
COMMISSIONER OF INCOME TAX	Water, Environment and Natural Resources	77,356	28-May-18	77,356	0	77,356
COMMISSIONER OF INCOME TAX	Water, Environment and Natural Resources	55,797	28-May-18	55,797	0	55,797
COMMISSIONER OF INCOME TAX	Water, Environment and Natural Resources	124,561	07-Jun-18	124,561	0	124,561
COMMISSIONER OF INCOME TAX	Water, Environment and Natural Resources	36,320	07-Jun-18	36,320	0	36,320
COMMISSIONER OF INCOME TAX	Water, Environment and Natural Resources	34,040	07-Jun-18	34,040	0	34,040
COMMISSIONER OF INCOME TAX	Water, Environment and Natural Resources	32,911	07-Jun-18	32,911	0	32,911
COMMISSIONER OF INCOME TAX	Water, Environment and Natural Resources	32,576	07-Jun-18	32,576	0	32,576
COMMISSIONER OF INCOME TAX	Water, Environment and Natural Resources	31,917	07-Jun-18	31,917	0	31,917
COMMISSIONER OF INCOME TAX	Water, Environment and Natural Resources	30,306	07-Jun-18	30,306	0	30,306
COMMISSIONER OF INCOME TAX	Water, Environment and Natural Resources	22,783	07-Jun-18	22,783	0	22,783
COMMISSIONER OF INCOME TAX	Water, Environment and Natural Resources	22,064	07-Jun-18	22,064	0	22,064
COMMISSIONER OF INCOME TAX	Water, Environment and Natural Resources	15,058	07-Jun-18	15,058	0	15,058
COMMISSIONER OF INCOME TAX	Water, Environment and Natural Resources	32,816	08-Jun-18	32,816	0	32,816
COMMISSIONER OF INCOME TAX	Water, Environment and Natural Resources	114,939	11-Jun-18	114,939	0	114,939
COMMISSIONER OF INCOME TAX	Water, Environment and Natural Resources	36,564	12-Jun-18	36,564	0	36,564
COMMISSIONER OF INCOME TAX	Water, Environment and Natural Resources	179,400	30-Jun-18	179,400	0	179,400
FUWAD ALI SALIM	Water, Environment and Natural Resources	269,200	22-Oct-18		269,200	
FARIDA ABDULLA MZEE	Water, Environment and Natural Resources	400,000	26-Jun-19		400,000	
FATMA AWALE	Water, Environment and Natural Resources	41,234	30-Jun-19		41,234	
NIXON KILUKUMI P/NO 19950003362	Water, Environment and Natural Resources	34,125	30-Jun-19		34,125	
HANNAH ZENA BANDA	Youth, Gender , Sports and Cultural Affairs	157,600	18-Oct-18		157,600	
JOSEPH WANARUA KAMAU	Youth, Gender , Sports and Cultural Affairs	882,000	18-Oct-18		882,000	

GEORGE MWAURA WANJIKU	Youth, Gender , Sports and Cultural Affairs	1,125,000	08-Nov-18		1,125,000	
NASSOR BAKARI NGAO	Youth, Gender , Sports and Cultural Affairs	194,800	17-May-19		194,800	
DOCTOR YUSSUF HUSSEIN	Youth, Gender and Sports	250,000	02-Dec-16	250,000	0	250,000
ALI BOA SHALO	Youth, Gender and Sports	22,000	29-Dec-16	22,000	0	22,000
ALI BOA SHALO	Youth, Gender and Sports	39,750	13-Jan-17	39,750	0	39,750
CAROLINE NZEMBI MUTUA	Youth, Gender and Sports	308,700	03-Mar-17	308,700	0	308,700
AGGREY MAYUNZU ANONO	Youth, Gender and Sports	20,860	08-Mar-17	20,860	0	20,860
NASSIR YUSUF MOHAMMED	Youth, Gender and Sports	42,000	08-Mar-17	42,000	0	42,000
CAROLINE NZEMBI MUTUA	Youth, Gender and Sports	28,500	21-Mar-17	28,500	0	28,500
DOCTOR YUSSUF HUSSEIN	Youth, Gender and Sports	80,500	25-Apr-17	80,500	0	80,500
CAROLINE KAFEDHA MAGIO	Youth, Gender and Sports	77,800	26-Apr-17	77,800	0	77,800
COMMISSIONER OF INCOME TAX	Youth, Gender and Sports	556,556	09-Oct-17	556,556	0	556,556
COMMISSIONER OF INCOME TAX	Youth, Gender and Sports	853,879	17-Oct-17	853,879	0	853,879
COMMISSIONER OF INCOME TAX	Youth, Gender and Sports	10,933	19-Oct-17	10,933	0	10,933
COMMISSIONER OF INCOME TAX	Youth, Gender and Sports	112,795	31-Oct-17	112,795	0	112,795
COMMISSIONER OF INCOME TAX	Youth, Gender and Sports	24,267	02-Nov-17	24,267	0	24,267
COMMISSIONER OF INCOME TAX	Youth, Gender and Sports	8,794	22-Nov-17	8,794	0	8,794
COMMISSIONER OF INCOME TAX	Youth, Gender and Sports	7,560	07-Dec-17	7,560	0	7,560
COMMISSIONER OF INCOME TAX	Youth, Gender and Sports	22,746	20-Dec-17	22,746	0	22,746
COMMISSIONER OF INCOME TAX	Youth, Gender and Sports	8,794	22-Jan-18	8,794	0	8,794
COMMISSIONER OF INCOME TAX	Youth, Gender and Sports	29,893	26-Jan-18	29,893	0	29,893
COMMISSIONER OF INCOME TAX	Youth, Gender and Sports	28,970	26-Jan-18	28,970	0	28,970
ALI BOA SHALO	Youth, Gender and Sports	195,970	29-Jan-18	195,970	0	195,970
COMMISSIONER OF INCOME TAX	Youth, Gender and Sports	74,456	29-Jan-18	74,456	0	74,456
COMMISSIONER OF INCOME TAX	Youth, Gender and Sports	161,100	16-Mar-18	161,100	0	161,100
COMMISSIONER OF INCOME TAX	Youth, Gender and Sports	8,794	10-Apr-18	8,794	0	8,794
COMMISSIONER OF INCOME TAX	Youth, Gender and Sports	8,794	10-Apr-18	8,794	0	8,794

COMMISSIONER OF INCOME TAX	Youth, Gender and Sports	8,794	03-May-18	8,794	0	8,794
COMMISSIONER OF INCOME TAX	Youth, Gender and Sports	8,794	07-May-18	8,794	0	8,794
COMMISSIONER OF INCOME TAX	Youth, Gender and Sports	54,687	17-May-18	54,687	0	54,687
COMMISSIONER OF INCOME TAX	Youth, Gender and Sports	8,862	17-May-18	8,862	0	8,862
COMMISSIONER OF INCOME TAX	Youth, Gender and Sports	22,893	08-Jun-18	22,893	0	22,893
COMMISSIONER OF INCOME TAX	Youth, Gender and Sports	6,847	14-Jun-18	6,847	0	6,847
COMMISSIONER OF INCOME TAX	Youth, Gender and Sports	198,000	30-Jun-18	198,000	0	198,000
COMMISSIONER OF INCOME TAX	Youth, Gender and Sports	8,794	30-Jun-18	8,794	0	8,794
COMMISSIONER OF INCOME TAX	Youth, Gender and Sports	61,573	01-Aug-18	61,573	0	61,573
ALI BOA SHALO P/NO 20140004977	Youth, Gender and Sports	22,000	30-Jun-19		22,000	
CAROLINE MUTUA P/NO 20000009932	Youth, Gender and Sports	28,500	30-Jun-19		28,500	
ESTHER INGALA	Youth, Gender and Sports	28,000	30-Jun-19		28,000	
LARRY SIFA P/NO20180033087	Youth, Gender and Sports	132,600	30-Jun-19		132,600	
RAJAB B. IDI	Youth, Gender and Sports	26,800	30-Jun-19		26,800	
RODGERS OMAMBIA P/NO 20170141027	Youth, Gender and Sports	29,400	30-Jun-19		29,400	
RODGERS OMAMBIA P/NO 20170141027	Youth, Gender and Sports	29,360	30-Jun-19		29,360	
RODGERS OMAMBIA P/NO 20170141027	Youth, Gender and Sports	4,940	30-Jun-19		4,940	
SWABRINA MUHARYI YUSUF	Youth, Gender and Sports	36,500	30-Jun-19		36,500	
MOHAMED RASHID MWANYOHA 2016004841		77,200	30-Jun-19		77,200	
		6,106,106,194		**3,261,375,598**	**2,844,730,596**	**3,261,375,598**

ANNEX 5 – ANALYSIS OF OTHER PENDING PAYABLES

Name	Brief Transaction Description	Original Amount	Date Payable Contracted	Amount Paid To-Date	Outstanding Balance 2018/2019	Outstanding Balance 2017/2018	Comments
		a	b	c	d=a-c		
Amounts due to National Govt Entities							
Sub-Total							
Amounts due to County Govt Entities							
Elimu Fund	Funds Transfer	10,000,000	30 Jun 2019		10,000,000		
Elimu Fund	Funds Transfer	10,000,000	30 Jun 2019		10,000,000		
Elimu Fund	Funds Transfer	10,000,000	30 Jun 2019		10,000,000		
Elimu Fund	Funds Transfer	10,000,000	30 Jun 2019		10,000,000		
Elimu Fund HOLYGHOST	Sponsorship	549,150	30 Jun 2019		549,150		
Elimu Fund NITA	Sponsorship	3,157,070	30 Jun 2019		3,157,070		
Elimu Fund HOLY GHOST	Sponsorship	1,124,165	30 Jun 2019		1,124,165		
Elimu Fund KENYA COAST POLY	Sponsorship	10,327,909	30 Jun 2019		10,327,909		
Elimu Fund MAUNGUJA	Sponsorship	553,490	30 Jun 2019		553,490		
Elimu Fund MAUNGUJA	Sponsorship	636,650	30 Jun 2019		636,650		
Elimu Fund MIKINDANI CATHOLIC	Sponsorship	425,110	30 Jun 2019		425,110		
Elimu Fund MIKINDANI CATHOLIC	Sponsorship	841,960	30 Jun 2019		841,960		

Elimu Fund MTONGWE	Sponsorship	995,330	30 Jun 2019		995,330		
Elimu Fund MTONGWE	Sponsorship	1,491,525	30 Jun 2019		1,491,525		
Elimu Fund NITA	Sponsorship	2,630,530	30 Jun 2019		2,630,530		
Mombasa Alcoholic Drinks Control	Reimbursement	7,000,000	30 Jun 2019		7,000,000		
Mombasa Alcoholic Drinks Control	Reimbursement	7,000,000	30 Jun 2019		7,000,000		
Mombasa Alcoholic Drinks Control	Reimbursement	8,000,000	30 Jun 2019		8,000,000		
Mombasa Alcoholic Drinks Control	Reimbursement	8,000,000	30 Jun 2019		8,000,000		
Sub-Total		**92,732,889**		**0**	**92,732,889**	**0**	
Amounts due to Third Parties							
Sub-Total							
Others (*specify*)							
Sub-Total							
Grand Total		**92,732,889**	**0**	**0**	**92,732,889**	**0**	**0**

ANNEX 6 – SUMMARY OF FIXED ASSET REGISTER

Asset class	Historical Cost C/f	Additions during the year	Disposals during the year	Historical Cost B/f
	2018-2019	2018-2019	2018-2019	2017-2018
	Kshs.	Kshs.	Kshs.	Kshs.
Land	1,751,463,793	0		1,751,463,793
Buildings and structures	10,928,371,212	1,978,567,578		8,949,803,634
Transport equipment	678,286,170	205,194,996		473,091,174
Office equipment, furniture and fittings	490,271,798	217,924,310		272,347,488
ICT Equipment, Software and Other ICT Assets	118,827,000	0		118,827,000
Other Machinery and Equipment	1,606,393,619	37,589,613		1,568,804,006
Biological Assets	37,761,550	35,178,912		2,582,638
Development Costs	328,276,896	197,905,181		130,371,715
Strategic Stocks	70,433,752	24,633,991		45,799,761
Heritage and cultural assets	0			0
Intangible assets	5,344,000			5,344,000
	16,015,429,789	**2,696,994,580**	**0**	**13,318,435,209**

(NB: The balance as at the end of the year is the cumulative cost of all assets bought and inherited by the County Government. Additions during the year ties to note 17 on acquisition of assets during the year.)

ANNEX 7 – INTER-COUNTY GOVERNMENT OF MOMBASA TRANSFERS

Ref	County Government of Mombasa	Quarter 1	Quarter 2	Quarter 3	Quarter 4	Amount transferred KShs	Amount Confirmed as received KShs	difference	explanation
1	County Assembly	82,745,073	148,208,818	99,855,240	302,180,529	632,989,659			

Director of Finance
County Executive

Director of Finance
County Assembly/fund/project

(NB: This appendix must be agreed and signed by the issuing and receiving party)

ANNEX 7 – INTER-COUNTY GOVERNMENT OF MOMBASA TRANSFERS

Ref	County Government of Mombasa	Quarter 1	Quarter 2	Quarter 3	Quarter 4	Amount transferred KShs	Amount Confirmed as received KShs	difference	explanation
2	Elimu fund	0	0	65,846,672	437,500	66,284,172			

Director of Finance
County Executive

Director of Finance
County Assembly/fund/project

(NB: This appendix must be agreed and signed by the issuing and receiving party)

ANNEX 7 – INTER-COUNTY GOVERNMENT OF MOMBASA TRANSFERS

Ref	County Government of Mombasa	Quarter 1	Quarter 2	Quarter 3	Quarter 4	Amount transferred KShs	Amount Confirmed as received KShs	difference	explanation
3	Disaster Management	0	1,068,000	12,977,596	54,791,720	68,837,316			

Director of Finance
County Executive

Director of Finance
County Assembly/fund/project

(NB: This appendix must be agreed and signed by the issuing and receiving party)

ANNEX 7 – INTER-COUNTY GOVERNMENT OF MOMBASA TRANSFERS

Ref	County Government of Mombasa	Quarter 1	Quarter 2	Quarter 3	Quarter 4	Amount transferred KShs	Amount Confirmed as received KShs	difference	explanation
4	County Hospitals	0	91,194,572	77,256,003	126,391,376	294,841,951			

Director of Finance
County Executive

Director of Finance
County Assembly/fund/project

(NB: This appendix must be agreed and signed by the issuing and receiving party)

ANNEX 7 – INTER-COUNTY GOVERNMENT OF MOMBASA TRANSFERS

Ref	County Government of Mombasa	Quarter 1	Quarter 2	Quarter 3	Quarter 4	Amount transferred KShs	Amount Confirmed as received KShs	difference	explanation
5	ASDP II	5,500,000	0	0	12,437,481	17,937,481			

Director of Finance
County Executive

Director of Finance
County Assembly/fund/project

(NB: This appendix must be agreed and signed by the issuing and receiving party)

ANNEX 7 – INTER-COUNTY GOVERNMENT OF MOMBASA TRANSFERS

Ref	County Government of Mombasa	Quarter 1	Quarter 2	Quarter 3	Quarter 4	Amount transferred KShs	Amount Confirmed as received KShs	difference	explanation
6	Mombasa Alcoholic Drinks Control				15,000,000	15,000,000			
7	**Total**	**88,245,073**	**240,471,390**	**255,935,511**	**501,238,606**	**1,113,828,060**			

Director of Finance
County Executive

Director of Finance
County Assembly/fund/project

(NB: This appendix must be agreed and signed by the issuing and receiving party)

ANNEX 8 – A HIGH-LEVEL ASSESSMENT OF ACTUAL PERFORMANCE AGAINST THE COMPARABLE BUDGET.

Item	Original Budget FY 2018/2019	Adjustments	Final Budget FY 2018/2019	Actual Comparable Expenditure	Utilization difference
Basic Salaries - Permanent Employees	**2,596,856,364**	**713,964,338**	**3,310,820,702**	**3,291,773,134**	**19,047,569**
Basic Salaries-	2,596,856,364	713,964,338	3,310,820,702	3,291,773,134	19,047,569
Basic Wages - Temporary Employees	**32,877,853**	**-20,660,333**	**12,217,520**	**12,147,232**	**70,289**
Casual Labour-Others	32,877,853	-20,660,333	12,217,520	12,147,232	70,289
Personal Allowance Paid as Part of Salary	**2,126,188,590**	**-410,342,698**	**1,715,845,893**	**1,705,974,415**	**9,871,478**
House Allowance	617,845,439	-45,401,799	572,443,640	569,150,299	3,293,340
Overtime - Civil Service	167,413,081	-144,360,410	23,052,671	22,920,046	132,625
Hardship Allowance	8,004,000	-8,004,000	-	-	0
Special Duty Allowance	20,531,828	-19,510,834	1,020,994	1,015,120	5,874
Transport Allowance	229,752,119	-24,118,443	205,633,676	204,450,639	1,183,036
Extraneous Allowance	174,908,054	-39,788,012	135,120,042	134,342,679	777,363
Domestic Servant Allowance	394,553	-394,552	1	0	0
Leave Allowance	90,174,195	-10,027,960	80,146,235	79,685,144	461,091
Risk Allowance	606,166,319	-5,496,881	600,669,438	597,213,711	3,455,727
Late Duty Allowance	206,127,245	-108,368,049	97,759,196	97,196,775	562,421
Car Maintenance Allowance	4,871,758	-4,871,758	-	-	0
Employer Contributions to Compulsory National Social Security Schemes	**198,411,111**	**-20,291,722**	**178,119,389**	**177,094,646**	**1,024,743**
Employer Contributions to National Social Security Fund	7,721,308	-6,842,683	878,625	873,570	5,055
Employer Contributions to Local Government Security Fund	183,629,890	-14,298,953	169,330,937	168,356,754	974,182
Employer Contribution to Staff Pensions Scheme (Retirees)	7,059,913	849,914	7,909,827	7,864,321	45,506
Compensation to Employees total	**4,954,333,919**	**262,669,585**	**5,217,003,504**	**5,186,989,426**	**30,014,078**
Utilities Supplies and Services	**201,496,362**	**-39,724,654**	**161,771,708**	**145,187,195**	**16,584,513**
Electricity	106,795,962	14,975,746	121,771,708	115,187,195	6,584,513
Water and sewerage charges	94,700,400	-54,700,400	40,000,000	30,000,000	10,000,000
Communication, Supplies and Services	**54,638,680**	**-39,618,509**	**15,020,171**	**13,258,730**	**1,761,441**
Telephone, Telex, Facsimile and Mobile Phone Services	21,379,700	-19,574,780	1,804,920	1,034,958	769,962
Internet Connections	22,765,000	-9,579,749	13,185,251	12,223,773	961,478
Courier and Postal Services	7,723,980	-7,693,980	30,000	-	30,000
Leased Communication Lines	2,750,000	-2,750,000	-	-	0
Satellite Access Services	20,000	-20,000	-	-	0

Domestic Travel and Subsistence, and Other Transportation Costs	**267,725,708**	**158,281,904**	**426,007,612**	**376,830,936**	**49,176,676**
Travel Costs (airlines, bus, railway, mileage allowances, etc.)	63,764,889	39,915,041	103,679,930	94,959,812	8,720,118
Accommodation - Domestic Travel	81,028,375	45,553,702	126,582,077	111,123,150	15,458,927
Daily Subsistence Allowance	80,495,450	74,357,104	154,852,554	143,203,156	11,649,398
Sundry Items (e.g. Airport Tax, Taxis, etc)	17,357,811	199,340	17,557,151	11,877,117	5,680,034
Shipment of Personal and Household Effects	3,100,000	-3,100,000	-	-	0
Passage and Transfer Expenses	400,000	-400,000	-	-	0
Local Presidential Visits	3,004,183	-2,912,483	91,700	91,700	0
Field Allowance	18,575,000	4,669,200	23,244,200	15,576,000	7,668,200
Foreign travel and Subsistence Allowance	**146,588,776**	**128,133,089**	**274,721,865**	**234,374,174**	**40,347,691**
Travel Costs (airlines, bus, railway, mileage allowances, etc.)	37,707,857	47,592,984	85,300,841	73,326,286	11,974,555
Accommodation	46,977,919	53,734,942	100,712,861	86,531,504	14,181,357
Daily Subsistence Allowance	46,958,000	28,401,180	75,359,180	64,932,409	10,426,771
Sundry Items (e.g. Airport Tax, Taxis, etc)	13,495,000	-296,017	13,198,983	9,476,042	3,722,941
Shipment of Personal and Household Effects	500,000	-500,000	-	-	0
State Visit Abroad	950,000	-800,000	150,000	107,933	42,067
Printing , Advertising and Information Supplies and Services	**145,595,154**	**145,100,163**	**290,695,317**	**255,619,324**	**35,075,993**
International News Services	1,600,000	-1,600,000	-	-	0
Publishing and Printing Services	39,848,500	79,677,500	119,526,000	114,816,229	4,709,771
Subscriptions to Newspapers, Magazines and Periodicals	5,937,200	-5,747,060	190,140	18,140	172,000
Advertising, Awareness & Publicity Campaigns	59,159,898	89,975,459	149,135,357	121,562,206	27,573,151
Trade Shows and Exhibitions	39,049,556	-17,205,736	21,843,820	19,222,748	2,621,072
Rentals of Produced Assets	**49,470,000**	**113,792,212**	**163,262,212**	**143,821,731**	**19,440,481**
Rent & Rates - Non Residential	9,800,000	-6,183,043	3,616,957	3,616,956	1
Hire of Transport	24,020,000	10,561,180	34,581,180	21,101,462	13,479,718
Hire of Equipments Plant and Machinery	15,650,000	109,414,075	125,064,075	119,103,313	5,960,762
Training Expense (including capacity building)	**137,414,920**	**-87,089,024**	**50,325,896**	**38,644,659**	**11,681,237**
Travel Allowance	11,180,000	-4,711,000	6,469,000	4,739,798	1,729,202
Remuneration of Instructors and Contract Based Training Services	10,076,000	-9,671,100	404,900	204,500	200,400
Production and Printing of Training Materials	6,029,920	-5,894,720	135,200	4,200	131,000
Hire of Training Facilities and Equipment	8,475,000	-6,910,350	1,564,650	1,195,577	369,073
Field Training Attachment	800,000	-683,400	116,600	112,400	4,200
Book Allowance	3,505,000	-3,005,000	500,000	100,000	400,000
Project Allowance	3,953,600	-3,453,600	500,000	100,000	400,000

Trainer Allowance	10,085,000	-843,100	9,241,900	6,489,531	2,752,369
Research Allowance	4,784,900	-4,534,900	250,000	-	250,000
Accommodation Allowance	7,982,500	5,901,900	13,884,400	12,496,190	1,388,210
Tuition Fees Allowance	10,697,000	-1,909,960	8,787,040	7,343,022	1,444,018
Training Allowance	13,636,000	-9,196,150	4,439,850	3,244,630	1,195,220
Gender Mainstreaming	7,900,000	-7,845,900	54,100	54,100	0
Kenya School of Government	32,460,000	-30,281,744	2,178,256	829,449	1,348,807
Human Resource Reforms	5,850,000	-4,050,000	1,800,000	1,731,263	68,737
Hospitality Supplies and Services	**270,177,929**	**570,943,958**	**841,121,887**	**729,804,693**	**111,317,194**
Catering Services (receptions), Accommodation, Gifts, Food and Drinks	109,132,494	469,307,593	578,440,087	509,677,869	68,762,218
Boards, Committees, Conferences and Seminars	89,608,000	95,011,535	184,619,535	153,883,449	30,736,086
State Hospitality Costs	3,860,000	8,522,034	12,382,034	11,279,628	1,102,406
Tribunals Costs	1,000,000	-1,000,000	-	-	0
National Celebrations	9,710,100	-2,054,600	7,655,500	6,653,573	1,001,927
Medals, Awards, and Honors	11,397,335	-5,697,835	5,699,500	2,367,125	3,332,375
Purchase of Coffins	6,310,000	-6,310,000	-	-	0
Board Allowance	39,160,000	13,165,231	52,325,231	45,943,049	6,382,182
Insurance Costs	**82,905,581**	**-60,202,442**	**22,703,139**	**22,360,486**	**342,653**
Group Personal Insurance	45,935,480	-38,091,947	7,843,533	7,500,880	342,653
Building Insurance	9,500,000	-3,450,774	6,049,226	6,049,226	0
Plant, Equipment and Machinery Insurance	5,300,000	-3,596,000	1,704,000	1,704,000	0
Motor Vehicle Insurance	22,070,100	-14,963,720	7,106,380	7,106,380	0
Insurance of Spare Parts	100,001	-100,001	-	-	0
Specialised Materials and Supplies	**244,757,356**	**-173,737,381**	**71,019,975**	**62,207,884**	**8,812,091**
Medical Drugs	**35,165,006**	**-32,612,046**	**2,552,960**	**1,809,849**	**743,111**
Dressings and Other Non-Pharmaceutical Medical Items	27,809,850	-22,774,865	5,034,985	3,755,823	1,279,162
Veterinarian Supplies and Materials	830,000	-50,000	780,000	780,000	0
Fungicides, Insecticides and Sprays	4,140,000	-1,577,400	2,562,600	1,792,702	769,898
Chemicals and Industrial Gases	7,243,072	2,576,928	9,820,000	9,330,069	489,931
Purchase of Workshop Tools, Spares and Small Equipment	10,242,000	-10,242,000	-	-	0
Agricultural Materials, Supplies and Small Equipment	3,500,000	-194,800	3,305,200	2,951,017	354,183
Laboratory Materials, Supplies and Small Equipment	6,010,000	-5,980,000	30,000	-	30,000
Education and Library Supplies	43,895,000	-43,895,000	-	-	0
Supplies for Broadcasting and Information Services	20,000	-20,000	-	-	0

Purchase/Production of Photographic and Audio-Visual Materials	6,432,140	-6,097,140	335,000	199,879	135,121
Food and Rations	13,486,817	-13,236,817	250,000	30,000	220,000
Purchase of Uniforms and Clothing - Staff	56,017,521	-22,931,241	33,086,280	28,481,389	4,604,891
Purchase of Uniforms and Clothing - Patients	3,402,100	-3,402,100	-	-	0
Purchase of Bedding and Linen	5,372,000	-5,372,000	-	-	0
Supplies for Women Inmates	1,342,000	-1,342,000	-	-	0
Supplies for Production	4,326,850	2,612,000	6,938,850	6,195,992	742,858
Purchase of Vaccines and Sera	2,510,000	-2,510,000	-	-	0
Purchase of X-Rays Supplies	1,193,000	-1,193,000	-	-	0
Purchase of Safety Gear	11,820,000	-5,495,900	6,324,100	6,881,164	-557,064
Fuel Oil and Lubricants	**170,565,450**	**-96,952,229**	**73,613,221**	**69,336,873**	**4,276,348**
Refined Fuels and Lubricants for Transport	147,966,450	-74,353,229	73,613,221	69,336,873	4,276,348
Refined Fuels and Lubricants for Production	6,955,000	-6,955,000	-	-	0
Refined Fuels and Lubricants -- Other	8,400,000	-8,400,000	-	-	0
Other Fuels (wood, charcoal, cooking gas etc...)	7,244,000	-7,244,000	-	-	0
Other Operating Expenses	**241,637,700**	**158,581,712**	**400,219,412**	**391,684,560**	**8,534,852**
Bank Service Commission and Charges	792,500	-792,500	-	33,306,706	-33,306,706
Contracted Guards and Cleaning Services	13,650,000	-5,391,667	8,258,333	6,243,231	2,015,102
Membership Fees, Dues and Subscriptions to Professional and Trade Bodies	7,374,000	-1,963,588	5,410,412	5,044,366	366,046
Transport Costs and Charges (freight, loading/unloading, clearing and shipping charges)	1,200,000	-1,030,000	170,000	56,200	113,800
Legal Dues/fees, Arbitration and Compensation Payments	124,250,000	202,604,894	326,854,894	293,970,999	32,883,895
Contracted Professional Services	56,111,340	-12,875,372	43,235,968	40,049,344	3,186,624
Contracted Technical Services	13,954,860	-1,874,555	12,080,305	9,009,041	3,071,264
Security Operations	3,000,000	-2,750,500	249,500	249,500	0
Witness allowances	850,000	-850,000	-	-	0
Witness Expenses	500,000	-500,000	-	-	0
Temporary Committees Expenses	4,800,000	-4,800,000	-	-	0
Binding of Records	5,760,000	-1,800,000	3,960,000	3,755,172	204,828
Laundry Expenses	600,000	-600,000	-	-	0
Registration of Land	2,525,000	-2,525,000	-	-	0
Counseling Services	600,000	-600,000	-	-	0
HIV AIDS Secretariat workplace Policy Development	4,100,000	-4,100,000	-	-	0
Administration of Superannuation Pension Scheme	1,000,000	-1,000,000	-	-	0
Constitutional Reforms	570,000	-570,000	-	-	0

Office and General Supplies and Services	**94,786,573**	**-31,500,040**	**63,286,533**	**41,449,963**	**21,836,570**
General Office Supplies (papers, pencils, forms, small office equipment etc)	54,404,073	-22,537,225	31,866,848	25,229,238	6,637,610
Supplies and Accessories for Computers and Printers	25,132,500	-6,158,741	18,973,759	7,962,727	11,011,032
Sanitary and Cleaning Materials, Supplies and Services	15,250,000	-2,804,074	12,445,926	8,257,998	4,187,928
Routine Maintenance - Vehicles and Other Transport Equipment	**41,359,310**	**-3,870,981**	**37,488,329**	**33,941,648**	**3,546,681**
Maintenance expenses -Motor vehicle	37,859,310	-1,172,994	36,686,316	33,324,515	3,361,801
Maintenance Expenses - Motor Vehicles and cycles	3,300,000	-2,657,299	642,701	617,133	25,568
Maintenance Expenses - Boats and Ferries	200,000	-40,688	159,312	-	159,312
Routine maintenance- Other Assets	**56,498,200**	**-35,439,850**	**21,058,350**	**18,572,564**	**2,485,786**
Maintenance of Plant, Machinery and Equipment (including lifts)	3,125,000	-3,125,000	-	-	0
Maintenance of Office Furniture and Equipment	8,397,100	-8,148,100	249,000	236,121	12,879
Maintenance of Medical and Dental Equipment	938,100	-938,100	-	-	0
Maintenance of Buildings -- Residential	4,900,000	-4,807,220	92,780	92,780	0
Maintenance of Buildings and Stations -- Non-Residential	23,689,000	-6,207,730	17,481,270	15,336,784	2,144,486
Maintenance of Civil Works	730,000	-730,000	-	-	0
Minor Alterations to Buildings and Civil Works	4,050,000	-4,020,000	30,000	30,000	0
Maintenance of Computers, Software, and Networks	8,519,000	-7,284,000	1,235,000	991,940	243,060
Maintenance of Communications Equipment	2,150,000	-179,700	1,970,300	1,884,940	85,360
Use of Goods and services	**2,205,617,699**	**706,697,928**	**2,912,315,627**	**2,577,095,422**	**335,220,205**
Subsidies to Non-Financial Public Enterprises	**-**	**0**	**-**	**-**	**0**
Grants to Youth Polytechnics	-	70,481,320	70,481,320	30,301,139	40,180,181
Subsidies	**-**	**0**	**70,481,320**	**30,301,139**	**40,180,181**
Other Creditors	**178,539,695**	**263,932,509**	**442,472,204**	**504,835,181**	**-62,362,977**
Other Creditors - Other (Budget)	178,539,695	263,932,509	442,472,204	504,835,181	-62,362,977
General Government	**45,000,000**	**73,321,082**	**118,321,082**	**118,321,082**	**0**
National Health Insurance Fund	45,000,000	73,321,082	118,321,082	118,321,082	0
Interest payments total	**223,539,695**	**337,253,591**	**560,793,286**	**623,156,263**	**-62,362,977**
Early Retirement	-	2,318,309	2,318,309	1,524,192	794,117
Other Creditors	201,975,595	262,347,355	464,322,950	465,381,377	-1,058,427
Cash Bail Refunds				4,021,200	-4,021,200

CPGH	-	0	-	836,708,079	-836,708,079
Other Payments	**425,515,290**	**601,919,255**	**1,027,434,545**	**1,930,791,111**	**-903,356,566**
Grants and Transfers to Foreign Governments	**53,700,000**	**31,311,960**	**85,011,960**	**68,837,316**	**16,174,644**
Grants for Management of Natural Disasters	53,700,000	31,311,960	85,011,960	68,837,316	16,174,644
Grants and Other Transfers to Other Govt. Units	**330,410,113**	**-81,366,068**	**249,044,045**	**210,132,694**	**38,911,351**
Current grants to Govt. Agencies and other levels of Govt.	330,410,113	-81,366,068	249,044,045	210,132,694	38,911,351
Scholarships and other Educational Benefits	**155,000,000**	**-35,931,835**	**119,068,165**	**66,284,172**	**52,783,993**
Scholarships and other Educational Benefits - Secondary Education	50,000,000	327,909	50,327,909	30,000,000	20,327,909
Scholarships and other Educational Benefits - Tertiary Education	55,000,000	280,689	55,280,689	22,824,605	32,456,084
Educational Allowance	50,000,000	-36,540,433	13,459,567	13,459,567	0
Subsidies to Small Businesses, Cooperatives, and Self Employed	**399,650**	**-399,650**	**-**	**-**	**0**
Ferry Services	399,650	-399,650	-	-	0
Other Current Transfers, Grants and Subsidies	**92,137,500**	**-12,356,818**	**79,780,682**	**54,739,589**	**25,041,093**
Donations	64,500,000	-13,310,900	51,189,100	29,476,506	21,712,594
Burial Grants for Destitute	300,000	-300,000	-	-	0
Grant to Scouts and Girl Guides Association	27,337,500	1,254,082	28,591,582	25,263,083	3,328,499
Capital grants to Govt. Agencies and other levels of Govt.	**74,000,000**	**11,204,009**	**85,204,009**	**72,379,571**	**12,824,438**
Grants and Other Transfers	**705,647,263**	**-87,538,402**	**618,108,861**	**472,373,342**	**145,735,519**
Purchase of Buildings	**40,000,000**	**-30,981,230**	**9,018,770**	**8,989,847**	**28,923**
Purchase of Non-Residential Buildings	40,000,000	-30,981,230	9,018,770	8,989,847	28,923
Construction of Buildings	**93,686,574**	**-14,606,269**	**79,080,305**	**54,149,475**	**24,930,830**
Residential Buildings (including hostels)	-	11,090,290	11,090,290	-	11,090,290
Non-Residential Buildings (offices, schools, hospitals, etc..)	93,686,574	-25,696,559	67,990,015	54,149,475	13,840,540
Refurbishment of Buildings	**179,749,148**	**-9,694,001**	**170,055,147**	**146,121,101**	**23,934,046**
Refurbishment of Residential Buildings	12,000,000	9,897,746	21,897,746	7,651,056	14,246,690
Refurbishment of Non-Residential Buildings	167,749,148	-19,591,747	148,157,401	138,470,045	9,687,356
Construction of Roads	**31,529,544**	**1,290,672,842**	**1,322,202,386**	**1,076,761,534**	**245,440,852**
Major Roads	21,106,252	726,216,370	747,322,622	661,261,436	86,061,186
Access Roads	10,423,292	564,456,472	574,879,764	415,500,097	159,379,667
Construction and Civil Works	**1,714,583,533**	**-615,446,381**	**1,099,137,152**	**677,123,962**	**422,013,190**
Bridges	-	0	-	-	0
Water Supplies and Sewerage	105,559,900	0	105,559,900	-	105,559,900

Aerodromes and Airstrips	146,341,602	-119,086,369	27,255,233	-	27,255,233
Other Infrastructure and Civil Works	348,682,031	469,218,834	817,900,865	640,952,404	176,948,461
Sea Walls and Jetties	-	0	-	-	0
Railways	1,100,000,000	-1,009,578,846	90,421,154	-	90,421,154
Other Infrastructure and Civil Works	14,000,000	44,000,000	58,000,000	36,171,557	21,828,443
Overhaul and Refurbishment of Construction and Civil Works	**12,000,000**	**-12,000,000**	**-**	**-**	**0**
Overhaul of Other Infrastructure and Civil Works	2,000,000	-2,000,000	-	-	0
Overhaul of Other Infrastructure and Civil Works	10,000,000	-10,000,000	-	-	0
Purchase of Vehicles and Other Transport Equipment	**808,363,240**	**-562,409,209**	**245,954,031**	**164,368,686**	**81,585,346**
Purchase of Motor Vehicles	243,754,000	-237,931,000	5,823,000	-	5,823,000
Purchase of Boats	323,149,240	-214,773,209	108,376,031	91,351,444	17,024,587
Purchase of Bicycles and Motorcycles	11,180,000	-11,180,000	-	-	0
Purchase of Trucks and Trailers	118,280,000	-11,525,000	106,755,000	49,310,345	57,444,655
Purchase of Tractors	80,000,000	-55,000,000	25,000,000	23,706,897	1,293,103
Purchase of Ambulances	32,000,000	-32,000,000	-	-	0
Overhaul of Vehicles and Other Transport Equipment	**85,000,000**	**-41,946,800**	**43,053,200**	**40,826,310**	**2,226,890**
Overhaul of Vehicles	81,000,000	-39,357,308	41,642,692	39,488,760	2,153,933
Overhaul of Boats	4,000,000	-2,589,492	1,410,508	1,337,551	72,957
Purchase of Household Furniture and Institutional Equipment	**37,100,000**	**-28,520,865**	**8,579,135**	**2,028,741**	**6,550,394**
Purchase of Household and Institutional Furniture and Fittings	34,900,000	-26,409,365	8,490,635	1,944,819	6,545,816
Purchase of Household and Institutional Appliances	2,200,000	-2,111,500	88,500	83,922	4,578
Purchase of Office Furniture and General Equipment	**344,182,070**	**-116,057,574**	**228,124,496**	**215,895,568**	**12,228,928**
Purchase of Office Furniture and Fittings	77,806,729	-4,731,332	73,075,397	69,798,138	3,277,259
Purchase of Computers, Printers and other IT Equipment	31,772,941	46,643,601	78,416,542	77,247,856	1,168,686
Purchase of Air conditioners, Fans and Heating Appliances	19,500,000	-10,873,000	8,627,000	8,180,776	446,224
Purchase of Exchanges and other Communications Equipment	11,600,000	-1,203,700	10,396,300	9,858,560	537,740
Purchase of Photocopiers	7,573,780	-7,323,780	250,000	237,069	12,931
Purchase of Cash Boxes	50,500,000	-50,500,000	-	-	0
Purchase of Printing Equipment	10,178,620	-9,562,420	616,200	-	616,200
Purchase of other Office Equipment	13,250,000	-10,221,650	3,028,350	2,005,603	1,022,747
Purchase of Weights and Measures Equipments	2,000,000	-147,500	1,852,500	1,756,681	95,819
Purchase of Lighting Equipment	120,000,000	-68,137,793	51,862,207	46,810,884	5,051,323
Purchase of Specialised Plant, Equipment and Machinery	**218,993,136**	**-160,275,420**	**58,717,716**	**37,589,613**	**21,128,103**
Purchase of Medical and Dental Equipment	20,100,000	-20,100,000	-	-	0

Purchase of Boilers, Refrigeration and Air-conditioning Plant	2,160,000	-1,826,100	333,900	316,629	17,271
Purchase of Agricultural Machinery and Equipment	22,340,100	-14,149,300	8,190,800	5,206,793	2,984,007
Purchase of Firefighting Vehicles and Equipment	617,000	26,243,000	26,860,000	25,470,690	1,389,310
Purchase of Laboratory Equipment	8,663,000	-8,663,000	-	-	0
Purchase of Police and Security Equipment (Inspectorate vehicles)	3,850,000	-3,850,000	-	-	0
Purchase of Educational Aids and Related Equipment	13,949,751	-13,709,751	240,000	-	240,000
Purchase of Generators	9,800,000	-9,800,000	-	-	0
Purchase of ICT networking and Communications Equipment	43,750,005	-25,176,725	18,573,280	4,111,269	14,462,011
Purchase of Software	8,763,280	-4,243,544	4,519,736	2,484,232	2,035,504
Purchase of Survey Equipment	34,000,000	-34,000,000	-	-	0
Purchase of Drilling Rig	51,000,000	-51,000,000	-	-	0
Purchase of Graders	-	0	-	-	0
Rehabilitation and Renovation of Plant, Machinery and Equipment	**-**	**0**	**-**	**-**	**0**
Overhaul of Plant, Machinery and Equipment	-	0	-	-	0
Purchase of Certified Seeds, Breeding Stock and Live Animals	**18,762,181**	**23,302,853**	**42,065,034**	**35,178,912**	**6,886,122**
Purchase of Certified Crop Seed	5,500,000	-1,419,920	4,080,080	3,869,041	211,039
Purchase of Police Horses and Dogs	4,000,000	-87,000	3,913,000	3,710,603	202,397
Purchase of tree seeds and seedlings	9,262,181	24,809,773	34,071,954	27,599,267	6,472,687
Research, Feasibility Studies, Project Preparation and Design, Project Supervision	**394,590,000**	**-128,205,055**	**266,384,945**	**197,905,181**	**68,479,764**
Pre-feasibility, Feasibility and Appraisal Studies	237,310,000	13,018,449	250,328,449	186,364,406	63,964,043
Engineering and Design Plans	131,000,000	-120,035,000	10,965,000	11,540,774	-575,774
Research	12,180,000	-12,180,000	-	-	0
Research Allowance	14,100,000	-9,008,504	5,091,496	-	5,091,496
Rehabilitation of Civil Works	**665,358,268**	**-333,693,817**	**331,664,451**	**40,055,650**	**291,608,801**
Bridges	3,500,000	-3,500,000	-	-	0
Water Supplies and Sewerage	510,391,000	-226,481,897	283,909,103	-	283,909,103
Other Infrastructure and Civil Works	46,467,268	-18,595,644	27,871,624	15,421,659	12,449,965
Purchase of Milk	100,000,000	-80,116,276	19,883,724	24,633,991	-4,750,267
Acquisition of Assets	**4,643,897,694**	**-739,860,926**	**3,904,036,768**	**2,696,994,580**	**1,207,042,188**
Mombasa - County Assembly	**656,760,026**	**50,354,924**	**707,114,950**	**632,989,659**	**74,125,291**
Total Payments	**13,591,771,891**	**794,242,364**	**14,456,495,575**	**13,527,534,678**	**928,960,896**

ANNEX 9 – BANK RECONCILIATION/FO 30 REPORT

BANK RECONCILIATION

30 JUN 2019

ALL BANK ACCOUNTS

			KSHS
	Balance as per Bank Statements		**472,992,213**
Less			
1	Payments in Cash Book not yet recorded in Bank Statements (Unpresented Cheques)	*AS PER ATTACHED LIST*	1,237,074,857
-			
2	Receipts in Bank Statements not yet recorded in Cash Book	*AS PER ATTACHED LIST*	-
-			
-			**1,237,074,857**
Add			
3	Payments in Bank Statements not yet recorded in Cash Book	*AS PER ATTACHED LIST*	
-			
4	Receipts in Cash Book not yet recorded in Bank Statements	*AS PER ATTACHED LIST*	957,250,411
			957,250,411
	Balance as per Cash Book		**193,167,776**

Payments in Cash Book not yet recorded in Bank Statement (Unpresented Cheques)

03-Sep-18	THEOPHIL KIPOMA	25900	100,400
12-Sep-18	ZAINAB MOHAMED KALE	26028	6,600
18-Sep-18	JEIZAN FARUK	26126	78,880
26-Sep-18	PHILIP OSIEMO MANWA	26226	22,600
01-Oct-18	REHEMA ABDULAZIZ SHABAN	26298	66,000
03-Oct-18	KENYA POWER AND LIGHTING COMPANY LIMITED	26345	51,313
11-Oct-18	ALLAN OMONDI OWANO	26460	45,200
12-Oct-18	JULIANA WHONGE CHERERA	26540	18,340
12-Oct-18	MITCHELLE MUNIRA MAALI	26547	32,400
12-Oct-18	LUCY NYAMBURA	26473	52,000
15-Oct-18	TIMOTHY MAKALI KILONZI	26557	129,000
15-Oct-18	SWIPPEZ ENTERPRISES	205416	1,483,009
17-Oct-18	HANINGTONE KISINGO KILILO	26633	15,000
18-Oct-18	MEDIAMAX NETWORK LIMITED	26687	88,000
22-Oct-18	FATUMA OSMAN AHMED	26777	29,700
23-Oct-18	VINCENT OJOJI OUMA	26828	12,140
23-Oct-18	ISSACK SHEIKH MOHAMED	26817	36,000
25-Oct-18	THOMAS MONGARE NZEKA	26881	109,900
29-Oct-18	MAXWELL R SHOKA	27090	115,200
06-Nov-18	JANE MNDEYE KHOYA	27356	22,797
08-Nov-18	MATHEW C MWACHIRO	27459	23,500
09-Nov-18	OMAR ALWY MOHAMED	27517	15,400
09-Nov-18	KHADIJA SHAHIDA ABDALLA	27509	16,560
09-Nov-18	DANIEL MATHEW MWIKYA	27526	25,520
09-Nov-18	ALPHONCE BENSON H MRIMA	27514	90,430
09-Nov-18	KHADIJA SHAHIDA ABDALLA	27508	293,500
14-Nov-18	BETTY MACHIO OUNDO	27563	44,000
15-Nov-18	KENNEDY ASATI MOTURI	27596	18,600
16-Nov-18	JANET MUNYAZI RUNYA	27698	48,720
16-Nov-18	Mwangemi Enterprises	27728	293,848
16-Nov-18	Cyrus Trading Company Limited	27725	312,214
16-Nov-18	I AM COMPANY LIMITED	27730	367,310
16-Nov-18	Lumada Investments Limited	27729	385,676
16-Nov-18	Skynest Investments	27726	642,793
21-Nov-18	ELVINA MALOMBO MZUNGU	27833	23,900
22-Nov-18	WEKESA CHRYSANTUS SIMIYU	27896	103,569
29-Nov-18	RIBU SERVICES KENYA	300160	845,543
04-Dec-18	WILLIAM MASUMBUKO LUGOGO	28257	48,335
04-Dec-18	DAMARIS NDEGI NYAGA	28259	50,500

18-Dec-18	PHENNIE MAGOMA OMAE	28431	9,941
18-Dec-18	JENNIPHER ATIENO PATTA	28456	16,500
18-Dec-18	MILKA SYUKAU MUNYWOKI	28457	126,613
18-Dec-18	FATUMA BAKARI HEMED	28459	191,394
21-Dec-18	KIMONYI MWENDE EUNICE	28679	18,400
21-Dec-18	GRAZHEIM COMPANY LIMITED	206027	5,673,263
21-Dec-18	PEMACA ENTERPRISES	206023	7,639,546
24-Dec-18	MASUMALI MEGHJI INSURANCE BROKERS LTD	28855	122,617
24-Dec-18	MASUMALI MEGHJI INSURANCE BROKERS LTD	28856	122,617
24-Dec-18	MASUMALI MEGHJI INSURANCE BROKERS LTD	28857	133,164
24-Dec-18	MASUMALI MEGHJI INSURANCE BROKERS LTD	28858	233,865
22-Jan-19	Starnways General Supplies and Equipments Limited	29220	579,397
30-Jan-19	JANE NJOKI KIHINGU	579	10,000
30-Jan-19	HELLEN ATIENO KIROWO	29384	48,594
01-Feb-19	ABDULGHANY ALLY JADEED	29421	43,600
01-Feb-19	LAILA MOSSEEN ESSAJEE	29419	99,500
01-Feb-19	KIZITO OKOTH OPEYA	29424	121,500
11-Feb-19	JENNIPHER ATIENO PATTA	29632	78,600
11-Feb-19	THE STANDARD GROUP LIMITED	29650	446,160
12-Feb-19	ANFARID ENTERPRISES	29657	129,914
13-Feb-19	THE STAR PUBLICATIONS	29721	160,600
13-Feb-19	MEDIAMAX NETWORK LIMITED	29717	165,000
14-Feb-19	KENETH ADEMBESA ASAMBA	29742	60,900
14-Feb-19	FATUMA MOHAMED MWAKIDUDU	29763	76,325
15-Feb-19	MATILDA MERCY CHAO MDAMU	29797	36,500
15-Feb-19	SIMON CHEGE MBARO	29778	48,000
15-Feb-19	FRANCISCA GEORGE MUSYOKA	29798	50,030
15-Feb-19	FATUMA OSMAN AHMED	29789	142,301
15-Feb-19	AHMED ABUBAKAR MOHDHAR	29805	200,906
20-Feb-19	JUMA HEMED JUMA	29852	27,492
20-Feb-19	FATUMA RASHID	29840	207,351
20-Feb-19	BAMBURI GIVING HOPE AGENCIES	206315	3,089,822
22-Feb-19	JUDITH NEKESA WECHULI	29869	74,460
26-Feb-19	ERESTINAH MUKAWUGHANGA KALAGHE	29909	144,400
27-Feb-19	FREEMAN KONDO GEORGE	29969	84,600
27-Feb-19	GRAZHEIM COMPANY LIMITED	206698	1,917,773
27-Feb-19	MUWAKI ENTERPRISES LIMITED	206701	6,626,798
28-Feb-19	RACHEAL WASAI MBOGHO	29985	43,700
01-Mar-19	ANTONY KIMANI MUGO	30036	17,200
04-Mar-19	SULEIMAN MOHAMED ABDALLA	30099	41,500
07-Mar-19	LAMECK OMONDI	592	5,000
07-Mar-19	BHUPENDRA N. RATHOD	593	10,000

08-Mar-19	FLORENCE NZUNA JOSEPH	30134	38,163
21-Mar-19	MARIAMU SUBETI ALI	30206	196,800
26-Mar-19	FLORENCE MBUIYA MUNGAI	594	1,500
26-Mar-19	NAIVAS LIMITED	597	10,000
10-Apr-19	FLORENCE NZUNA JOSEPH	30374	48,526
10-Apr-19	FATMA ABDULRAHMAN MOHAMED	30372	60,000
11-Apr-19	SULEIMAN R RASHID	30497	19,836
11-Apr-19	NYONDO NGAO NYAE	30498	22,388
11-Apr-19	SULEIMAN R RASHID	30469	26,912
11-Apr-19	ALI ABDULRAHMAN SHARIFF	30470	52,000
11-Apr-19	JEIZAN FARUK	30401	110,800
16-Apr-19	RACHEAL WASAI MBOGHO	30701	18,000
17-Apr-19	BARBARA ALIVIZA AARON	30853	24,360
17-Apr-19	DENNIS OWINO ORIANG	30816	58,800
17-Apr-19	NATIONAL OIL CORPORATION OF KENYA	30813	300,000
17-Apr-19	NATIONAL OIL CORPORATION OF KENYA	30810	400,000
17-Apr-19	THE STANDARD GROUP LIMITED	30793	4,200,350
17-Apr-19	NATIONAL OIL CORPORATION OF KENYA	30811	4,607,100
18-Apr-19	AMRIYA ISSA YAHYA	30930	27,492
18-Apr-19	ANISA SALIM WANGOI	30934	43,600
18-Apr-19	DAIZY MATUNDA RONGOMA	30905	247,000
18-Apr-19	THADIUS ACHIENG RANJWAYI	30922	460,583
18-Apr-19	greatcom agencies	300208	1,100,058
18-Apr-19	greatcom agencies	300207	1,126,668
18-Apr-19	greatcom agencies	300195	1,564,030
23-Apr-19	MUWAKI ENTERPRISES	300210	340,624
23-Apr-19	THE STANDARD GROUP LIMITED	30998	935,000
23-Apr-19	RIBU SERVICES KENYA	300217	1,745,638
23-Apr-19	RIBU SERVICES KENYA	300218	1,812,049
26-Apr-19	HUSSEIN ABDALLA MOHAMED	31078	58,800
26-Apr-19	HAMISI SULEIMAN MWAMGUTE	31049	77,000
26-Apr-19	DIANAH ANNET MANASSEH	31048	184,800
26-Apr-19	MARY MERE MWAGANDI	31069	252,000
26-Apr-19	JOHN SAMSON KAZUNGU	31073	392,000
26-Apr-19	MAIMUNA MZEE KHAMIS	31076	504,000
26-Apr-19	REHMA MOHAMED ALI	31068	525,000
30-Apr-19	AMINA MUNA RAZIK	31089	392,000
02-May-19	ROSELYNE A OGADA	31108	24,000
02-May-19	STEPHEN SERU IMBWAGA	31099	105,187
02-May-19	BILLCLINTON MIDWA	31097	117,800
02-May-19	ROSELYNE A OGADA	31107	657,000
03-May-19	MARY MERE MWAGANDI	31164	145,600

03-May-19	NATIONAL OIL CORPORATION OF KENYA	31165	4,400,000
07-May-19	MARY ADHIAMBO OKACH	31196	42,197
07-May-19	SARAH MAJALA KAYANDA	31197	63,525
07-May-19	HALIMA SAADIA ABASS	31226	66,500
08-May-19	JABU SALIM MOHAMED	31260	70,613
08-May-19	MARY MERE MWAGANDI	31247	217,000
09-May-19	MAUREEN HULDA AKINYI	31265	31,800
09-May-19	MAIMUNA MZEE KHAMIS	31283	50,000
09-May-19	RAYMOND OTIENO	31308	60,839
09-May-19	BAKARI SALIM MWANGALA	31264	77,701
09-May-19	BAKARI ALII MGOSHI	31309	94,612
09-May-19	MOHAMED KANJI JUMA	31310	99,347
09-May-19	MARYAM ABDILLAHI MBARUK	31316	133,400
09-May-19	MICHEAL ODUOR OGOLA	31280	156,912
09-May-19	JOYCE OKELO ATIENO	31279	168,587
09-May-19	ALI ABDILLAHI MBARUK	31285	222,480
09-May-19	Mufaab Limited	31276	1,881,379
10-May-19	ASUMAN MOHAMED KASAI	31328	76,325
10-May-19	FATUMA JAPAN MWALIM	31321	102,125
10-May-19	DAVID MNJALA NYAMBU	31329	123,291
13-May-19	HAMISI M MWAGUYA	31349	38,000
14-May-19	MITCHELLE MUNIRA MAALI	31356	16,200
14-May-19	RACHEAL WASAI MBOGHO	31365	96,174
14-May-19	JEIZAN FARUK	31353	225,600
14-May-19	MARY DANIEL MUNGA	31364	350,000
14-May-19	Kay And K Investment (k) Limited	207329	1,894,662
15-May-19	JOAB BARAKA UNDA	31380	64,800
15-May-19	JOSEPH WANARUA KAMAU	31378	80,000
15-May-19	BARBARA ALIVIZA AARON	31388	87,500
16-May-19	RICHARD CHACHA	31402	30,300
16-May-19	ONESMUS POLA MBOGO	31396	40,600
16-May-19	SAID BADI AHMED	31492	97,557
16-May-19	CHIBUNGA DZOMBO TUKU	31493	104,675
16-May-19	STEPHEN MATUTA	31397	106,210
16-May-19	DOUBLE GRACE SYSTEM	300243	119,280
16-May-19	MICHAEL KIRURI NG'ANG'A	31404	602,000
16-May-19	greatcom agencies	300242	1,190,284
17-May-19	VICTORIA MSWAILI	31521	257,222
17-May-19	MACKINGS GENERAL SUPPLIES	31548	379,310
17-May-19	SWABRA AHMED	31554	620,925
17-May-19	Binshiba Capital Limited	31525	1,137,931
20-May-19	KHADIJA SOOD MOHAMED SHIKELY	31588	13,540

20-May-19	THEOPHIL KIPOMA	31583	38,000
20-May-19	AZANIA SPORTS HOUSE	31579	62,586
20-May-19	JAMAL OMAR AWADH	31585	250,800
21-May-19	ROSE SALLY ONYONA	31702	29,998
21-May-19	MARYAM ABDILLAHI MBARUK	31701	37,373
21-May-19	AZANIA SPORTS HOUSE	31649	311,035
21-May-19	SANA TRADING	31708	358,448
21-May-19	AZANIA SPORTS HOUSE	31650	368,216
21-May-19	LOMBARDO ENTERPRISES	31695	1,004,060
21-May-19	TRICEPTS MANAGEMENT SOLUTIONS	31714	1,535,505
21-May-19	Otex Ventures Limited	207479	1,856,250
21-May-19	COLGER INVESTMENTS LIMITED	207459	2,276,853
21-May-19	ESSBEE SUPPLIERS LIMITED	207461	3,788,267
22-May-19	IDDI MOHAMED BAKARI	31765	60,100
22-May-19	DECOSTA NYANDO SHIASHIA	31766	80,200
22-May-19	JEIZAN FARUK	31781	94,000
22-May-19	WELLNES WORLD SPORTS AND SAFETY WEAR	31769	123,276
22-May-19	PENINAH JAMES MWIKALI	31748	140,000
22-May-19	CLARA WONGE MWACHOKI	31749	140,000
22-May-19	HAJJ RAMADHAN MOHAMMAD	31778	141,851
22-May-19	WELLNES WORLD SPORTS AND SAFETY WEAR	31767	261,724
22-May-19	WELLNES WORLD SPORTS AND SAFETY WEAR	31768	281,164
22-May-19	ROSELYNE A OGADA	31777	292,000
22-May-19	SOLLITES KENYA LTD	31771	720,690
22-May-19	SADAMCON ENTERPRISES	207519	1,432,845
22-May-19	BAMBURI GIVING HOPE AGENCIES	70000213	1,433,826
22-May-19	RIBU SERVICES KENYA	70000208	2,246,018
22-May-19	PEMACA ENTERPRISES	70000232	2,641,409
22-May-19	SEAPORT OPERATIONS	70000233	3,154,787
22-May-19	MAXMIKA INVESTMENTS LIMITED	70000235	4,656,517
22-May-19	MUWAKI ENTERPRISES LIMITED	70000234	4,717,550
23-May-19	ANFARID ENTERPRISES	31783	130,151
23-May-19	LUCKY TECH SOLUTIONS	31787	1,280,172
23-May-19	Nolicon Building Construction Co. Limited	70000303	2,214,611
23-May-19	KIWAMU AFRICANA AGENCIES LIMITED	70000299	2,268,601
23-May-19	DOLPHIN GLOBAL VENTURES LIMITED	70000302	2,289,205
23-May-19	SWIPPEZ ENTERPRISES	70000300	2,458,636
23-May-19	REJOMAX HOLDINGS LIMITED	70000301	2,943,145
23-May-19	PEMACA ENTERPRISES	70000287	3,942,450
24-May-19	JUSTUS GICOVI NDWIGA	31839	207,000
24-May-19	NATIONAL OIL CORPORATION OF KENYA	31836	500,000
24-May-19	abnoda construction co. ltd	31826	637,545

24-May-19	Mwakwame Investments Limited	31848	1,540,948
24-May-19	FUSAM INVESTMENTS LIMITED	70000366	1,806,508
24-May-19	NATIONAL OIL CORPORATION OF KENYA	31837	2,000,000
24-May-19	NATIONAL OIL CORPORATION OF KENYA	31838	2,000,000
24-May-19	Conrad Logistics Limited	70000367	2,011,257
24-May-19	NATIONAL OIL CORPORATION OF KENYA	31847	3,121,200
24-May-19	MUWAKI ENTERPRISES LIMITED	207596	4,315,843
24-May-19	ISMECK VENTURES LIMITED	70000359	4,733,968
24-May-19	TECHBIZ LIMITED	207601	5,689,655
27-May-19	KENETH ADEMBESA ASAMBA	31956	21,808
27-May-19	KINANA KHAMIS JUMA	31955	221,650
27-May-19	Bridgewood Company Limited	207615	739,200
27-May-19	MAZAM INVESTMENTS LIMITED	31907	1,288,650
27-May-19	SKYDOME INVEST LIMITED	31924	1,776,974
27-May-19	MAZAM INVESTMENTS LIMITED	31908	1,849,138
27-May-19	Isel Creative Designs Limited	207613	2,702,586
28-May-19	NATIONAL SOCIAL SECURITY FUND	32002	17,200
28-May-19	PAUL ODUWO NYANGASI	32004	24,846
28-May-19	PAMELA AKINYI OBUYA	32005	24,846
28-May-19	AISHA ALI ABUBAKAR	32006	25,200
28-May-19	ANWAR S AHMED	32009	26,800
28-May-19	TSALA HALIMA BAKARI	32013	66,000
28-May-19	NELLY MUNYAZI MWAGONNAH	32021	70,329
28-May-19	AGNES CHARI GONGOLO	32022	70,329
28-May-19	MOHAMED JUMA MWAMZANDI	32020	77,112
28-May-19	KARISA MARE MENZA	32010	87,691
28-May-19	SIMON JEFA SARO	32025	94,218
28-May-19	RAMA KOMBO JUMA	32026	95,201
28-May-19	MWANAKOMBO HAMADI KISANGI	32024	132,385
28-May-19	SULEIMAN SAIDI DOSHO	32038	1,360,000
29-May-19	FATMA ABDULRAHMAN MOHAMED	32061	66,000
29-May-19	WAHIDA OMAR MOHAMED	32055	66,100
29-May-19	OMAR MOHAMAD SALIM	32072	90,466
29-May-19	SHABAN ALI ABDALLA	32059	100,713
29-May-19	IMANI CHARLES MVUU	32071	122,059
29-May-19	ADILLAHI ABUBAKAR MIRAJ	32073	164,121
29-May-19	AMINA MBARUK MEMZIMBA	32056	254,391
29-May-19	AGNES MWEU KAVUU	32057	397,925
29-May-19	Hanifa Agencies Limited	70000387	1,914,913
29-May-19	Badan Raro General Enterprises Ltd	207649	4,178,071
30-May-19	HAMID A ABUBAKAR	32081	33,000
30-May-19	JUDITH NEKESA WECHULI	32148	74,160

30-May-19	KEMSA	32147	91,245
30-May-19	KEMSA	32124	93,620
30-May-19	JEMIMAH MAGHANGA	32119	99,976
30-May-19	ACENTRI LIMITED	32086	166,392
30-May-19	KEMSA	32128	205,180
30-May-19	ANDREW KIPKOECH SUDI	32150	244,900
30-May-19	KEMSA	32130	290,968
30-May-19	KEMSA	32137	297,950
30-May-19	KEMSA	32127	328,890
30-May-19	KEMSA	32125	351,840
30-May-19	JEOPHITA JUNE MWAJUMA	32120	404,560
30-May-19	KEMSA	32146	443,060
30-May-19	KEMSA	32134	460,250
30-May-19	KEMSA	32139	498,134
30-May-19	KEMSA	32123	579,140
30-May-19	KEMSA	32126	697,400
30-May-19	KEMSA	32135	1,193,995
30-May-19	MARCHAR TRADERS	32095	1,341,810
30-May-19	MARCHAR TRADERS	32101	1,591,681
30-May-19	Mwakwame Investments Limited	32121	1,896,552
30-May-19	Mwakwame Investments Limited	32122	1,896,552
30-May-19	MAZAM INVESTMENTS LIMITED	207688	3,651,336
31-May-19	MARCHAR TRADERS	32220	1,264,526
31-May-19	MARCHAR TRADERS	32222	1,398,707
03-Jun-19	LOMBARDO ENTERPRISES	32230	1,159,831
04-Jun-19	ANNE MUTUMI MWONGELA	32241	5,316
04-Jun-19	KHADIJA MOHAMED AHMED	32242	41,666
04-Jun-19	ANWAR S AHMED	32259	56,400
04-Jun-19	SHALLY HARVILLAH MASILA	32246	56,700
04-Jun-19	SARAH MKARYE MWATUA	32249	250,000
04-Jun-19	BARBARA ALIVIZA AARON	32255	980,000
17-Jun-19	ACENTRI LIMITED	207702	1,889,914
18-Jun-19	FAKIH SHEBA HASSAN	32292	38,000
18-Jun-19	TSALA HALIMA BAKARI	32293	38,000
18-Jun-19	MARYAM ABDILLAHI MBARUK	32284	43,600
18-Jun-19	JUSTINA KAVUU MWIKYA	32291	43,600
18-Jun-19	FATUMA SAID MANGI	32285	150,000
18-Jun-19	DOGO JUMA ISSA	32288	150,437
18-Jun-19	MARIAM HAMISI MWATSAHU	32287	272,800
18-Jun-19	SALIM KIBWANA MWIJUMA	32283	604,860
18-Jun-19	EQUISTAR LIMITED	207703	1,634,915
19-Jun-19	JOSHUA RUME OTIENO	32406	34,380

19-Jun-19	AMINA MUNA RAZIK	32364	49,570
19-Jun-19	FATMA ABDULRAHMAN MOHAMED	32404	52,000
19-Jun-19	ROBERT MAKOKHA MURUNGA	32402	54,800
19-Jun-19	ZILLAH WONGE KAWURO	32396	168,000
19-Jun-19	JOSEPHINE ADHIAMBO ODONGO	32362	174,300
19-Jun-19	HELLEN ATIENO KIROWO	32407	176,400
19-Jun-19	MARY MERE MWAGANDI	32351	210,000
19-Jun-19	JULIUS NJERU NGUMA	32382	336,000
19-Jun-19	SEIF MWANGI KAMAU	32408	369,600
19-Jun-19	ALI ABDULRAHMAN SHARIFF	32355	437,633
19-Jun-19	ALFAN MARIAM KADZO	32360	499,917
19-Jun-19	JACOB MNJAU KIANGA	32398	515,200
19-Jun-19	ABDI ABDUL SUGOW	32361	676,200
19-Jun-19	JACOB MNJAU KIANGA	32342	698,500
19-Jun-19	SULEIMAN SAIDI DOSHO	32383	776,500
19-Jun-19	LEONARDE BAYA KITHUNGA	32379	815,400
19-Jun-19	LEONARDE BAYA KITHUNGA	32400	1,551,750
19-Jun-19	SULEIMAN SAIDI DOSHO	32403	1,551,750
19-Jun-19	DANSON KATUU MZENGE	32357	1,562,250
19-Jun-19	JACOB MNJAU KIANGA	32397	1,562,250
19-Jun-19	SULEIMAN SAIDI DOSHO	32365	1,581,000
19-Jun-19	LEONARDE BAYA KITHUNGA	32381	1,581,000
19-Jun-19	JACOB MNJAU KIANGA	32343	1,586,250
19-Jun-19	DANSON KATUU MZENGE	32405	1,586,250
19-Jun-19	JEREMIAH B MWANGI GICHUHI	32368	1,802,500
19-Jun-19	Aspireone k Limited	32367	1,830,172
19-Jun-19	JUVAVI ENTERPRISES	32389	1,841,552
19-Jun-19	ASPHALT WORKS INVESTMENTS LIMITED	32388	1,855,382
20-Jun-19	SHIMASY TRAVEL CO. LTD	32474	30,500
20-Jun-19	KIBIBI ABDALLAH	32463	34,500
20-Jun-19	KHADIJA SHAHIDA ABDALLA	32530	48,000
20-Jun-19	SHIMASY TRAVEL CO. LTD	32468	79,500
20-Jun-19	EDWARD MENZAH JAMBO	32544	81,200
20-Jun-19	FATMA ADAM HAMAD	32531	121,900
20-Jun-19	SADIKI MOHAMMED BAKARI	32459	179,900
20-Jun-19	SHIMASY TRAVEL CO. LTD	32471	200,500
20-Jun-19	SHIMASY TRAVEL CO. LTD	32469	244,000
20-Jun-19	BENBROOK LIMITED	32573	293,966
20-Jun-19	SWALEH MWINYIHAJI MWAFUMBWE	32499	302,400
20-Jun-19	BENBROOK LIMITED	32593	322,603
20-Jun-19	abnoda construction co. ltd	207775	376,611
20-Jun-19	THABITA MUNANIE MWANIA	32456	544,000

20-Jun-19	Zee-gen Company Limited	32520	644,828
20-Jun-19	RICHARD OTIENO ABIERO	32465	653,100
20-Jun-19	MARYAM ABDILLAHI MBARUK	32466	673,600
20-Jun-19	KAHIHI ENGINEERING LIMITED	32523	718,319
20-Jun-19	MOMBASA COUNTY HEALTH OPERATIONS	60000137	737,541
20-Jun-19	KAHIHI ENGINEERING LIMITED	32522	810,776
20-Jun-19	KAHIHI ENGINEERING LIMITED	32524	834,483
20-Jun-19	HAMISI M MWAGUYA	32546	854,730
20-Jun-19	MTANA TENDAI LEWA	32550	854,730
20-Jun-19	Abahabib Company Limited	207742	937,376
20-Jun-19	Tek Skylink Company Limited	32519	987,030
20-Jun-19	Tezzo Logistics Limited	32588	1,135,276
20-Jun-19	MARCHAR TRADERS	32569	1,246,509
20-Jun-19	Sharlykon Investment Limited	32494	1,260,448
20-Jun-19	Haggan Company Limited	32566	1,278,750
20-Jun-19	Sharlykon Investment Limited	32493	1,301,888
20-Jun-19	GOSHEN INTERNATIONAL LIMITED	32525	1,318,103
20-Jun-19	Manemane General Limited	32488	1,341,147
20-Jun-19	Tezzo Logistics Limited	32490	1,378,698
20-Jun-19	LUCKY TECH SOLUTIONS	32567	1,402,785
20-Jun-19	SHIMASY TRAVEL CO. LTD	32470	1,442,000
20-Jun-19	NAJMA CHEALANGAT KEYA	32549	1,444,230
20-Jun-19	Manemane General Limited	32487	1,453,612
20-Jun-19	LUCKY TECH SOLUTIONS	32486	1,464,422
20-Jun-19	Tezzo Logistics Limited	32489	1,465,750
20-Jun-19	ALYDINE EAST AFRICA LIMITED	32496	1,486,707
20-Jun-19	DAINESI NAWARI MARTIN	32547	1,500,000
20-Jun-19	Sharlykon Investment Limited	32589	1,536,207
20-Jun-19	Kaereny Construction Limited	32568	1,538,767
20-Jun-19	LUPERK ENTERPRISE	32561	1,564,940
20-Jun-19	MARCHAR TRADERS	32570	1,568,733
20-Jun-19	ERICK DOMBO MUNANGWE	32462	1,573,200
20-Jun-19	ISAAC ANGOTE ONGUKU	32552	1,584,675
20-Jun-19	ALYDINE EAST AFRICA LIMITED	32572	1,585,707
20-Jun-19	MARCHAR TRADERS	32571	1,642,129
20-Jun-19	kilifi computers AND stationeries ltd	32559	1,650,000
20-Jun-19	BENBROOK LIMITED	32592	1,652,845
20-Jun-19	Kaereny Construction Limited	32491	1,770,621
20-Jun-19	LUPERK ENTERPRISE	32560	1,801,724
20-Jun-19	BARBARA ALIVIZA AARON	32551	1,809,600
20-Jun-19	Kaereny Construction Limited	32492	1,830,172
20-Jun-19	DEBROSO CONSTRUCTION COMPANY LIMITED	207770	1,883,132

20-Jun-19	LYNNE FARRAH	32541	2,000,000
20-Jun-19	MOMBASA COUNTY HEALTH OPERATIONS	60000135	2,000,000
20-Jun-19	MOMBASA COUNTY HEALTH OPERATIONS	60000138	2,000,000
20-Jun-19	FORTRIX ENTEPRISES	207740	2,884,086
20-Jun-19	abnoda construction co. ltd	207774	2,923,209
20-Jun-19	FHAVIRU INVESTMENT	207758	3,153,491
20-Jun-19	Grand Park Limited	32590	6,618,966
20-Jun-19	BLOOMINGTON LIMITED	32587	8,568,905
20-Jun-19	Puchong investments ltd	32591	9,018,103
20-Jun-19	HAMPSTEAD INVESTMENT LIMITED	32565	9,207,759
20-Jun-19	MOMBASA COUNTY IMPREST ACCOUNT	32472	15,000,000
20-Jun-19	MERU CENTRAL DAIRY CO OPERATIVE UNION LIMITED	207776	19,883,724
20-Jun-19	MOMBASA COUNTY HEALTH OPERATIONS	60000136	32,000,000
21-Jun-19	SAMMY NDEJE MTORO	32680	29,500
21-Jun-19	SULEIMAN R RASHID	32674	54,000
21-Jun-19	JOSEPH WANARUA KAMAU	32594	64,000
21-Jun-19	THE STANDARD GROUP LIMITED	32653	84,700
21-Jun-19	SHIMASY TRAVEL CO. LTD	32600	92,500
21-Jun-19	KADIMA AND COMPANY ADVOCATES	32782	123,603
21-Jun-19	ALICE MWAKE NGELE	32673	196,000
21-Jun-19	NATION MEDIA GROUP LIMITED	32613	201,300
21-Jun-19	NATION MEDIA GROUP LIMITED	32614	201,300
21-Jun-19	WILSON TIRAH KABUTIEI	32764	222,480
21-Jun-19	PENINAH TEMEA NZYOKI	32683	230,900
21-Jun-19	NATION MEDIA GROUP LIMITED	32615	254,100
21-Jun-19	NATION MEDIA GROUP LIMITED	32612	274,175
21-Jun-19	RUTH W. KURIA	32732	300,000
21-Jun-19	KADIMA AND COMPANY ADVOCATES	32781	315,582
21-Jun-19	NATION MEDIA GROUP LIMITED	32619	318,197
21-Jun-19	KADIMA AND COMPANY ADVOCATES	32783	323,918
21-Jun-19	NATION MEDIA GROUP LIMITED	32606	368,576
21-Jun-19	FHAVIRU INVESTMENT	32735	397,623
21-Jun-19	SHIMASY TRAVEL CO. LTD	32601	413,300
21-Jun-19	KALZMAT SECURITY PRINT LIMITED	32771	426,724
21-Jun-19	AISHA ALI ABUBAKAR	32595	456,000
21-Jun-19	SALU SOLUTIONS	32770	474,138
21-Jun-19	GEORGE MWAURA WANJIKU	32793	564,000
21-Jun-19	LEONARDE BAYA KITHUNGA	32684	607,000
21-Jun-19	GEORGE MWAURA WANJIKU	32790	636,000
21-Jun-19	SHIMASY TRAVEL CO. LTD	32602	696,500
21-Jun-19	WILLIAM PRINCE INVESTMENTS	32774	711,207
21-Jun-19	WAZIRI BWAJUMA MOHAMED	32679	724,500

21-Jun-19	MUTURI GAKUO KIBARA AND COMPANY ADVOCATES	32785	774,314
21-Jun-19	SHIMASY TRAVEL CO. LTD	32604	801,000
21-Jun-19	REHEMA BAKARI ALI	32806	977,000
21-Jun-19	VIVASOUL ENTERPRISES	207790	1,048,420
21-Jun-19	MWIDANI MOHAMMED	32685	1,102,900
21-Jun-19	Rivviera Agencies Limited	32757	1,137,931
21-Jun-19	KADIMA AND COMPANY ADVOCATES	32784	1,164,166
21-Jun-19	SIMON CHEGE MBARO	32791	1,200,000
21-Jun-19	Sharlykon Investment Limited	32662	1,445,457
21-Jun-19	Manemane General Limited	32657	1,493,535
21-Jun-19	Kaereny Construction Limited	32658	1,528,384
21-Jun-19	Hararghe General Enterprises Ltd	32763	1,529,095
21-Jun-19	ALYDINE EAST AFRICA LIMITED	32661	1,556,595
21-Jun-19	Haggan Company Limited	32651	1,563,233
21-Jun-19	KADIMA AND COMPANY ADVOCATES	32780	1,676,183
21-Jun-19	ROLIAN AGENCIES	32625	1,754,310
21-Jun-19	Netrick Business Selections	207779	1,760,193
21-Jun-19	Vindit General Supplies And Services Limited	32776	1,792,241
21-Jun-19	GODFFREY N NATO	32597	1,799,000
21-Jun-19	JUVENSIS LIMITED	32634	1,810,259
21-Jun-19	LATOBERG ENGINEERS LIMITED	32622	1,829,224
21-Jun-19	Autobase Trading	32628	1,829,224
21-Jun-19	LUCKY TECH SOLUTIONS	32652	1,835,625
21-Jun-19	Autobase Trading	32627	1,843,448
21-Jun-19	Autobase Trading	32650	1,862,414
21-Jun-19	Moran Works And Supplies Limited	32788	1,869,556
21-Jun-19	NATIONAL OIL CORPORATION OF KENYA	32678	2,000,000
21-Jun-19	SHIMASY TRAVEL CO. LTD	32605	2,287,200
21-Jun-19	KIWAMU AFRICANA AGENCIES LIMITED	70000392	2,373,038
21-Jun-19	Puchong investments ltd	32659	2,901,724
21-Jun-19	Netrick Business Selections	207780	3,132,573
21-Jun-19	Grand Park Limited	32660	3,404,310
21-Jun-19	Moran Works And Supplies Limited	207827	5,811,550
21-Jun-19	Ladbrokes Enterprise Limited	32663	7,484,741
21-Jun-19	KENYA POWER AND LIGHTING COMPANY LIMITED	32677	13,127,574
24-Jun-19	LYDIA A MULESHE	33022	8,900
24-Jun-19	SHIMASY TRAVEL CO. LTD	32952	26,500
24-Jun-19	SHIMASY TRAVEL CO. LTD	32896	37,400
24-Jun-19	SHIMASY TRAVEL CO. LTD	32951	45,000
24-Jun-19	Ethics And Capacity Development Institute Limited	32809	116,160
24-Jun-19	ZILLAH WONGE KAWURO	32871	119,934
24-Jun-19	ESTHER NDAMBIRI	32889	180,100

24-Jun-19	JUSTINA KAVUU MWIKYA	32880	245,200
24-Jun-19	JULIANA WHONGE CHERERA	32883	245,200
24-Jun-19	Belters Blue Co. Limited	32823	284,483
24-Jun-19	BENBROOK LIMITED	32968	303,714
24-Jun-19	ALCO CONTRACTORS LIMITED	208216	365,086
24-Jun-19	ALCO CONTRACTORS LIMITED	208218	412,121
24-Jun-19	Zee-gen Company Limited	33019	474,138
24-Jun-19	Brickliner Enterprises Limited	32962	528,190
24-Jun-19	ALCO CONTRACTORS LIMITED	208217	561,901
24-Jun-19	MICROY INVESTMENTS	32870	587,931
24-Jun-19	MARY ADHIAMBO OKACH	32955	588,000
24-Jun-19	VIGELLO AND GELLO LIMITED	208313	599,559
24-Jun-19	MAJESTY CONSTRUCTION COMPANY LIMITED	208273	609,787
24-Jun-19	KISTOM ENTERPRISES	32830	610,216
24-Jun-19	NANU ENTERPRISES LIMITED	32976	665,690
24-Jun-19	VIGELLO AND GELLO LIMITED	208312	704,298
24-Jun-19	MAJESTY CONSTRUCTION COMPANY LIMITED	208315	714,348
24-Jun-19	XAMDI SUPPLIES LTD	32876	721,610
24-Jun-19	OMAR ABDALLA	32886	732,170
24-Jun-19	ZAKIA ALI ABDI	32890	732,170
24-Jun-19	AFFAN MOHAMED SATTAR	32892	732,170
24-Jun-19	YASMIN SALIM SENED	32897	732,170
24-Jun-19	JABU MZEE KASIRANI	32898	732,170
24-Jun-19	JANE WANDIA GITHUI	32899	732,170
24-Jun-19	RIDHIWANI AYUB BUHIRI	32900	732,170
24-Jun-19	LUPERK ENTERPRISE	32873	797,500
24-Jun-19	MARYAM ABDILLAHI MBARUK	32893	851,860
24-Jun-19	ABDI ASHA	32894	851,860
24-Jun-19	DIANI NETWORX LIMITED	32821	900,862
24-Jun-19	SIMON CLEMENTINA LOSEPICHO	33026	929,900
24-Jun-19	WILLIAM PRINCE INVESTMENTS	33024	988,009
24-Jun-19	Starnways General Supplies and Equipments Limited	33023	1,005,172
24-Jun-19	Leakeyree Investments	32969	1,020,060
24-Jun-19	LILLIE JUMIE ENTERPRISE	32972	1,037,035
24-Jun-19	KENTIMM INVESTMENTS	32964	1,078,664
24-Jun-19	Haggan Company Limited	32960	1,140,017
24-Jun-19	Binshiba Capital Limited	33020	1,156,897
24-Jun-19	LILLIE JUMIE ENTERPRISE	32971	1,161,259
24-Jun-19	mobility forwarders limited	32995	1,165,810
24-Jun-19	Bridgewood Company Limited	32877	1,191,135
24-Jun-19	AFROCINEMA GENERAL SUPPLIES LIMITED	207923	1,220,172
24-Jun-19	LILLIE JUMIE ENTERPRISE	32973	1,243,285

24-Jun-19	JACOB MNJAU KIANGA	32954	1,250,000
24-Jun-19	AFROCINEMA GENERAL SUPPLIES LIMITED	207922	1,281,543
24-Jun-19	Crenen Logistics	33014	1,327,586
24-Jun-19	Leakeyree Investments	32970	1,467,078
24-Jun-19	PAUL ODUWO NYANGASI	32895	1,500,000
24-Jun-19	Mwakwame Investments Limited	32879	1,612,069
24-Jun-19	Mwakwame Investments Limited	32881	1,640,517
24-Jun-19	LUPERK ENTERPRISE	32874	1,697,414
24-Jun-19	TRANSAFRICA MOTORS LIMITED	208244	1,706,897
24-Jun-19	Sharia Investments Limited	32977	1,722,600
24-Jun-19	Sharia Investments Limited	32978	1,722,600
24-Jun-19	SAROPIS TRADING LIMITED	32961	1,789,890
24-Jun-19	PORTWAYS GENERAL SERVICES	33006	1,792,241
24-Jun-19	PORTWAYS GENERAL SERVICES	33007	1,792,241
24-Jun-19	Arisi Enterprises	33013	1,801,724
24-Jun-19	Crenen Logistics	33016	1,804,379
24-Jun-19	Elmsgrove Holdings Ltd	33008	1,820,690
24-Jun-19	WAMATI SERVICES LIMITED	208270	1,837,000
24-Jun-19	Arisi Enterprises	33009	1,877,586
24-Jun-19	STRATHMORE BUSINESS SCHOOL	32974	1,882,290
24-Jun-19	STRATHMORE BUSINESS SCHOOL	32975	1,882,290
24-Jun-19	NATIONAL OIL CORPORATION OF KENYA	32981	2,000,000
24-Jun-19	GREATSPAN CONSTRUCTION COMPANY LIMITED	208317	2,403,462
24-Jun-19	ALCO CONTRACTORS LIMITED	208215	2,476,477
24-Jun-19	KENYA AIRWAYS LIMITED MOMBASA BRANCH	32957	2,500,000
24-Jun-19	VIGELLO AND GELLO LIMITED	208272	2,553,021
24-Jun-19	VIGELLO AND GELLO LIMITED	208314	2,553,021
24-Jun-19	VIGELLO AND GELLO LIMITED	208311	2,657,760
24-Jun-19	KAHIHI ENGINEERING LIMITED	32967	2,844,828
24-Jun-19	DENTECH ENTERPRISE	208318	2,918,509
24-Jun-19	GREATSPAN CONSTRUCTION COMPANY LIMITED	207882	3,326,855
24-Jun-19	JUVAVI ENTERPRISES	208253	3,411,233
24-Jun-19	Brickliner Enterprises Limited	207883	3,499,520
24-Jun-19	NATIONAL OIL CORPORATION OF KENYA	32979	3,500,000
24-Jun-19	MAZAM INVESTMENTS LIMITED	207925	3,529,726
24-Jun-19	LOMBARDO ENTERPRISES	207880	3,646,775
24-Jun-19	MVITA AUTO SERVICE	207881	3,646,784
24-Jun-19	KAHIHI ENGINEERING LIMITED	32966	3,733,362
24-Jun-19	Canlip International Limited	207884	3,755,172
24-Jun-19	KEYNES CONSULTING SERVICES LIMITED	208219	3,769,435
24-Jun-19	SAHAAH FOWARDERS LIMITED	207855	3,785,432
24-Jun-19	LIYA MOTORS ENGINEERING CONTRACTORS	207854	3,845,479

24-Jun-19	TECHBIZ LIMITED	208211	4,119,073
24-Jun-19	Hararghe General Enterprises Ltd	208226	4,164,196
24-Jun-19	CROSSBOW WOODVENTURES LIMITED	207886	4,173,207
24-Jun-19	UNIVERSITY OF NAIROBI	207885	5,641,680
24-Jun-19	TRANSAFRICA MOTORS LIMITED	208249	5,689,655
24-Jun-19	TECHBIZ LIMITED	208212	6,668,228
24-Jun-19	MOMBASA ALCOHOLIC DINKS CONTROL	32825	7,000,000
24-Jun-19	UMMA ENGINEERING COMPANY LIMITED	208246	7,586,207
24-Jun-19	MOMBASA ALCOHOLIC DINKS CONTROL	32824	8,000,000
24-Jun-19	Hararghe General Enterprises Ltd	208247	9,245,690
24-Jun-19	Brinker Investment Limted	208281	11,418,930
24-Jun-19	Adaram Monic Enterprises Limited	80000008	12,025,218
24-Jun-19	MOMBASA COUNTY IMPREST ACCOUNT	32888	15,000,000
24-Jun-19	Brinker Investment Limted	208275	17,128,396
24-Jun-19	TRANSAFRICA MOTORS LIMITED	208250	24,655,172
24-Jun-19	Sitara Supplies And Construction Limited	208252	36,171,557
25-Jun-19	KASSIM ALI ABDALLAH	602	500
25-Jun-19	MBURU NGANGA GACHUNI	600	15,000
25-Jun-19	ESTHER CHEPTANUI CHEPNGETICH	601	15,000
25-Jun-19	SADIKI MOHAMMED BAKARI	33044	82,900
25-Jun-19	CHARLES OTIENO MAGANDA	33042	150,000
25-Jun-19	RED GRANITE ENTERPRISES LTD	33048	170,690
25-Jun-19	CYNTHIA NJERI DZILLA	33038	180,000
25-Jun-19	BARBARA ALIVIZA AARON	33039	180,000
25-Jun-19	JEDDYDAH KIOKO	33045	180,000
25-Jun-19	RED GRANITE ENTERPRISES LTD	33047	341,379
25-Jun-19	SALU SOLUTIONS	33061	473,190
25-Jun-19	ABUBAKAR SALIM BUKHEIT	33050	504,000
25-Jun-19	SALIM A S HAMUMI	33060	556,225
25-Jun-19	AL-KHALIQ ENTERPRISES LTD	208464	598,405
25-Jun-19	LOMBARDO ENTERPRISES	208344	621,121
25-Jun-19	Starnways General Supplies and Equipments Limited	33064	725,431
25-Jun-19	OBOTE GENERAL SUPPLIES LTD	208441	889,777
25-Jun-19	TAMARIND MANAGEMENT LIMITED	33053	995,690
25-Jun-19	FLORENCE WALOWE MWILOLE	33046	1,000,000
25-Jun-19	AFROCINEMA GENERAL SUPPLIES LIMITED	208342	1,416,724
25-Jun-19	KAHIHI ENGINEERING LIMITED	208516	1,451,939
25-Jun-19	BAMBURI GIVING HOPE AGENCIES	70000522	1,509,075
25-Jun-19	Abberville Limited	208450	1,521,944
25-Jun-19	DELAN ENTERPRISES	208466	1,530,457
25-Jun-19	Lomboden Investments	33063	1,592,535
25-Jun-19	KIWAMU AFRICANA AGENCIES LIMITED	70000528	1,633,824

25-Jun-19	SWIPPEZ ENTERPRISES	70000521	1,778,107
25-Jun-19	FUSAM INVESTMENTS LIMITED	33067	1,779,440
25-Jun-19	Hanifa Agencies Limited	70000531	1,971,996
25-Jun-19	PEMACA ENTERPRISES	70000523	1,972,948
25-Jun-19	MAWENI WORKS And SERVICES LIMITED	70000529	2,074,246
25-Jun-19	Conrad Logistics Limited	70000518	2,203,816
25-Jun-19	Keks Enterprises Limited	208451	2,472,312
25-Jun-19	VALUE ENGINEERING CENTRE AND PARTNERS COMPANY LIMITED	208430	2,486,343
25-Jun-19	GROOVE VIEW LIMITED	208462	2,513,984
25-Jun-19	GROOVE VIEW LIMITED	208461	2,573,237
25-Jun-19	jamalulayl suppliers and construction limited	208434	2,712,793
25-Jun-19	Kisowe Suppliers Limited	208442	2,820,641
25-Jun-19	REJOMAX HOLDINGS LIMITED	70000516	2,871,700
25-Jun-19	UNDERSEAS MERCHANTS	208429	2,969,771
25-Jun-19	Abberville Limited	70000530	2,971,882
25-Jun-19	Ladbrokes Enterprise Limited	208514	3,271,614
25-Jun-19	ALQISAA SUPPLIERS LTD	208438	3,281,845
25-Jun-19	Laphex Trading Limited	208458	3,403,351
25-Jun-19	Emax Bros Superways Generations Ltd	208448	3,761,990
25-Jun-19	DELAN ENTERPRISES	208465	4,444,490
25-Jun-19	MAXMIKA INVESTMENTS LIMITED	70000525	4,486,810
25-Jun-19	CLASSIC BUILDING WORKS LIMITED	208431	4,933,944
25-Jun-19	BUTULAAH ENTERPRISES LIMITED	70000524	5,614,310
25-Jun-19	KIWAMU AFRICANA AGENCIES LIMITED	70000527	5,979,399
25-Jun-19	GRAZHEIM COMPANY LIMITED	208453	7,890,049
25-Jun-19	Mkawunganga And Sons Limited	208454	8,550,840
25-Jun-19	PEMACA ENTERPRISES	208432	8,557,746
26-Jun-19	HAMISI M MWAGUYA	33071	19,000
26-Jun-19	TUMBO JOAB ODHIAMBO	33073	43,600
26-Jun-19	SAHAAH FOWARDERS LIMITED	208522	393,535
26-Jun-19	FLORENCE JILANI KABUKA	33074	537,200
26-Jun-19	mobility forwarders limited	208536	755,256
26-Jun-19	KINANA KHAMIS JUMA	33072	789,800
26-Jun-19	BETON BRICK SERVICES	33099	1,706,897
26-Jun-19	Al-raqii East Africa Limited	208524	3,116,813
26-Jun-19	Hekis Investments Limited	208538	9,975,767
26-Jun-19	KENYA POWER AND LIGHTING COMPANY LIMITED	33101	10,835,640
26-Jun-19	MOMBASA COUNTY HEALTH OPERATIONS	60000139	24,849,000
27-Jun-19	SETH ODONGO	33107	144,400
27-Jun-19	ALCO CONTRACTORS LIMITED	208551	279,741
27-Jun-19	KALZMAT SECURITY PRINT LIMITED	33104	469,397
27-Jun-19	ROSAMA COMM LTD	208544	642,592

27-Jun-19	PHILCOS AGENCIES	33105	935,000
27-Jun-19	OBOTE GENERAL SUPPLIES LTD	208549	1,019,654
27-Jun-19	Vaken International Ltd	208552	1,200,902
27-Jun-19	BAMBURI GIVING HOPE AGENCIES	70000591	1,509,075
27-Jun-19	Dabel Construction Limited	70000597	1,628,397
27-Jun-19	CODEPRO SYSTEMS	208541	1,749,569
27-Jun-19	FUSAM INVESTMENTS LIMITED	70000587	1,753,188
27-Jun-19	UNDERSEAS MERCHANTS	208543	1,775,017
27-Jun-19	Keks Enterprises Limited	70000588	1,913,796
27-Jun-19	Shibawa General Enterprises Limited	70000596	1,924,603
27-Jun-19	PEMACA ENTERPRISES	70000586	1,950,632
27-Jun-19	Colebrooke Limited	70000592	2,206,454
27-Jun-19	Qwe Limited	70000589	2,240,233
27-Jun-19	GROOVE VIEW LIMITED	70000593	2,674,780
27-Jun-19	TIMAR CONSTRUCTION COMPANY LIMITED	70000594	2,760,717
27-Jun-19	Qwe Limited	70000590	2,811,165
27-Jun-19	Conrad Logistics Limited	208555	3,156,471
27-Jun-19	Kwalito Ventures	208550	3,193,234
27-Jun-19	Sunlock Investments Limited	208558	3,273,630
27-Jun-19	zunakhsa investments limited	208554	3,581,589
27-Jun-19	ISMECK VENTURES LIMITED	70000598	3,899,521
27-Jun-19	RIBU SERVICES KENYA	70000584	3,975,050
27-Jun-19	ADEQUATE MACHINERY CONSTRUCTION COMPANY LIMITED	70000595	4,186,535
27-Jun-19	Colebrooke Limited	208548	4,692,602
27-Jun-19	Nolicon Building Construction Co. Limited	208547	4,723,250
27-Jun-19	CLASSIC BUILDING WORKS LIMITED	70000585	4,841,554
27-Jun-19	SHAIAM ENTERPRISES	208553	5,277,773
27-Jun-19	SEAPORT OPERATIONS	208545	5,900,784
27-Jun-19	SOLLITES KENYA LTD	208557	23,706,897
28-Jun-19	WILLIAM TAILOR JERA	33111	97,166
28-Jun-19	MAWENI CDF DISPENSARY	60000142	571,672
28-Jun-19	TELVIT INTERNATIONAL LIMITED	33131	1,327,586
28-Jun-19	Canlip International Limited	33135	1,415,302
28-Jun-19	MOMBASA COUNTY HEALTH OPERATIONS	60000143	1,530,571
28-Jun-19	Sea Riches International Limited	33120	1,626,293
28-Jun-19	Canlip International Limited	33134	1,687,931
28-Jun-19	Canlip International Limited	33133	1,796,983
28-Jun-19	ILHAN A ABASS	33110	1,906,450
28-Jun-19	Inst Investments Limited	208567	2,613,996
28-Jun-19	ORIDENT AGENCIES LIMITED	208569	2,847,862
28-Jun-19	FHAVIAN ENTERPRISES	208562	3,235,553
28-Jun-19	MOMBASA COUNTY IMPREST ACCOUNT	33114	11,134,575

28-Jun-19	MOMBASA COUNTY IMPREST ACCOUNT	33115	14,485,715
28-Jun-19	MOMBASA COUNTY IMPREST ACCOUNT	33116	14,520,470
28-Jun-19	MOMBASA COUNTY IMPREST ACCOUNT	33118	22,310,093
30-Jun-19	HALIMA K SAID	32279	160,000
30-Jun-19	MWALIMU HAMAD MGWISHO	32802	256,102
30-Jun-19	MOMBASA COUNTY ASSEMBLY RECURRENT		20,000,000
30-Jun-19	MOMBASA COUNTY ASSEMBLY RECURRENT		50,000,000
12-Jul-19	CLASSIC BUILDING WORKS LIMITED	300094	484,043
12-Jul-19	COXWELL EXPRESS CO. LTD	300092	1,815,532
			1,237,074,857

Receipts in Cash Book not yet recorded in Bank

30-Jun-19	KENYA COMMERCIAL BANK LIMITED	107,735
30-Jun-19	KENYA COMMERCIAL BANK LIMITED	189,454
30-Jun-19	KENYA COMMERCIAL BANK LIMITED	303,081
30-Jun-19	KENYA COMMERCIAL BANK LIMITED	430,401
30-Jun-19	KENYA COMMERCIAL BANK LIMITED	541,435
30-Jun-19	KENYA COMMERCIAL BANK LIMITED	647,397
30-Jun-19	KENYA COMMERCIAL BANK LIMITED	1,098,986
30-Jun-19	EQUITY BANK LIMITED	1,145,000
30-Jun-19	KENYA COMMERCIAL BANK LIMITED	1,718,018
30-Jun-19	NATIONAL BANK OF KENYA LTD.	1,900,000
30-Jun-19	KENYA COMMERCIAL BANK LIMITED	1,960,707
30-Jun-19	KENYA COMMERCIAL BANK LIMITED	2,005,281
30-Jun-19	KENYA COMMERCIAL BANK LIMITED	2,750,114
30-Jun-19	KENYA COMMERCIAL BANK LIMITED	2,828,457
30-Jun-19	NATIONAL BANK OF KENYA LTD.	5,000,000
30-Jun-19	COOPERATIVE BANK OF KENYA LTD., THE	17,063,399
30-Jun-19	THE NATIONAL TREASURY	259,416,946
30-Jun-19	THE NATIONAL TREASURY	658,144,000
		957,250,411