REPUBLIC OF KENYA

BARINGO COUNTY GOVERNMENT

FOURTH QUARTER 2017/18 BUDGET IMPLEMENTATION STATUS REPORT

AS At 30ST June, 2018

Foreword

This fourth quarter report fulfils the county's obligation under Section 166 of the Public Finance Management Act to prepare and publish quarterly budget implementation reports. The law specifies that these reports shall contain both financial and non-financial information.

The report provide detail about revenue, expenditure, and capital projects. Information is provided at the program and sub-program level in a format that is consistent with the approved budget estimates. Reporting is also done on key targets and indicators from the original approved budget. Where possible, we have also provided information on specific projects, their location, their status, the contractors involved and explanations for variance where the projects are behind schedule.

The report presents a mixed picture, but there is definite progress in certain areas. The county did not improve on its absorption of capital funds in the fourth quarter compared to the same quarter last year. The industrialization and Environment sectors had very high absorption rates, reflecting innovations in procurement and resolution of challenges from the third quarter.

Nonetheless, we must do more to shore up our revenue collections though we performed well. Our land rates program should be activated, and we will be relying more heavily on compliance officers going forward. Conflicts have also stalled our progress in some parts of the county and the county will work to ensure that we are able to resolve these issues in the next quarter, through enhanced public participation.

In particular, I urge stakeholders to actively scrutinize this report in order to take necessary action towards enhancement of transparency and accountability in the management of public resources as enshrined in the constitution and PFM Act, 2012. This will go a long way in providing feedback towards efficient and effective service delivery and attainment of the County Government's objectives.

Hon. Dr. David Sergon
County Executive Member for Finance and Economic Planning
Baringo County Treasury

Baringo County

Office of the Governor,

County Government of Baringo P.O. Box 53-30400

KABARNET Tel: 053-21077

Email: baringocounty@baringo.go.ke/baringocountygovernment@gmail.comm
Website: www.baringo.go.ke

The County Profile

1. Baringo County Government is one of the 47 counties in Kenya. It is situated in the former Rift Valley region. It borders Turkana and Samburu counties to the North, Laikipia to the East, Nakuru and Kericho to the South, Uasin Gishu to the Southwest, and Elgeyo-Marakwet and West Pokot to the West. It is located between longitudes 35 30' and 36 30' East and between latitudes 0 10' South and 1 40'. The Equator cuts across the county at the southern part. Baringo covers an area of 11,015.3 sq. km of which 165 sq. km is covered by surface water- Lake Baringo, Lake Bogoria and Lake Kamnarok.
2. The population size of Baringo County in 2009, according to the Population and Housing Census, was 555,561, consisting of 279,081 males and 276,480 females. The population is expected to be approximately 678,639 in 2016 with a censual rate of 3.3 per cent. It is a County predominantly inhabited by the Tugen community in the five sub counties and the Pokot community in one Sub County among others. The Ilchamus, Turkana, Kikuyu, Nubians and Endorois communities are the minorities in the county among a few other sub-tribes.
3. The County has a total road network of 2887.80 Km, with Class D, E, G, R and U having 339.22km, 1810km, 20.85km, 185.11km, and 557.37km respectively.

   New ongoing tarmac road has been constructed between Loruk and Barpello .The roads are mainly earth and mixed type which usually makes them impassable during the rainy season. This impedes livestock marketing and other farm produce which is the main source of livelihood for majority of people in the County.
4. As at 2012 Baringo County had 656 primary schools with total enrollment of 143,017 pupils, 125 Secondary schools with a total enrolment of 27,374 students, 12 youth polytechnics, and 1 public teacher training college, one technical training institute, six commercial colleges and three university campuses.
5. In tourism sector, the main tourists' attraction sites include national parks and reserves, which include bubbling waters, hot springs, gushing geysers, flamingos and ostriches are among the major attractions in Lake Bogoria and Kapedo hot springs. Other wildlife includes tortoises, large aquatic and terrestrial game. There is also huge potential for private/community conservancies as well as cultural and agro-eco-tourism. Baringo County boasts of high class tourist resort centres, among them Lake Bogoria Spa Resort and Papyrus Inn hotels. Endorois cultural dancers entertain tourists visiting the lake.
6. At the year 2012 the County had 234 health facilities: County Referral hospital (1), sub-county hospitals (5), dispensaries (156), health centres (19), medical clinics (2) and others (2). The infant mortality rate is 63 per1000.

County's Shared Vision and Mission Vision

Vision: To be the most attractive, competitive and resilient county that affords the highest standard of living and security for all its residents.

Mission

To transform the livelihoods of Baringo residents by creating a conducive framework that offers quality services to all citizens in a fair, equitable and transparent manner by embracing community managed development initiatives for environmental sustainability, adaptable technologies, innovation and entrepreneurship in all spheres of life.

Physical features Topography

Baringo varies in altitude between 3000 meters above mean sea level at its highest points and nearly 700 m above mean sea level at its low points.

Water bodies

The floor of the Rift Valley owes its origin to the tectonic and volcanic disturbances, which have dislocated surfaces, forming separate ridges. The troughs of the rift that have a north-south alignment are occupied by Lake Baringo and Bogoria, which occupy 164km2. Lake Bogoria is particularly spectacular because it is one of the few hot water lakes in the world. Lake Kamnarok covers 1km2.

Ecological conditions

Exotic forests exist in the county but the known indigenous forests are found in Kabarnet, Kabartonjo, Tenges, Lembus, Saimo, Sacho and Ol' Arabel and Eldama Ravine.The County is classified as arid and semi-arid. Most parts of Tiaty, Baringo Central, Baringo South, Baringo North, Mogotio sub-counties are arid and semi-arid except for Koibatek sub-county, which is in a highland zone.

Climatic conditions

The rainfall varies from 1,000mm to 1,500mm in the highlands to 600mm per annum in the lowlands. Due to their varied altitudes, the sub-counties receive different levels of rainfall. Administrative and political units **Administrative units (sub-counties, wards, locations)**

The county is made up of six sub-counties namely: Mogotio, Eldama Ravine, Marigat, Baringo Central, Baringo North and Tiaty. The sub-counties are further divided into 30 wards (divisions) and 116 locations. Table 1 shows the administrative units in Baringo County.

Table 1: Administrative units in Baringo

Sub County	Area Km²	Number of Wards/ Divisions	Number of Locations	Number of Electoral Wards
Mogotio	1,314.6	5	24	3
Eldama Ravine	1,002.5	4	16	6
Baringo South	1,678	3	17	4
Baringo Central	799.9	4	21	5
Baringo North	1,703.5	4	14	5
Tiaty	4,516.8	6	24	7
Total	**11,015.3**	**26**	**116**	**30**

Source: KNBS, Baringo, 2013

Political units

The county has six constituencies, namely, Mogotio, Eldama Ravine, Baringo Central, Tiaty, Baringo North and Baringo South. The County has 30 county assembly wards and 232,258 registered voters as at 2017 as indicated in the table 2 below.

Table 2: County Political Units

Constituency		No. of county assembly Wards	Names of the wards	Registered voters
Baringo North		5	Barwessa/Kabartonjo/Saimo -Kipsaramaan/Saimo Soi/Bartabwa	42,774
Baringo Central		5	Kabarnet/Sacho/Tenges/Ewalel-Chapchap and Kapropita	38,388
Eldama Ravine		6	Lembus/Lembus Kwen/Ravine/Mumi MajiMazuri/Lembus- Perkerra and Koibatek	54,742
Mogotio		3	Mogotio/Emining and Kisanana	32,276
Tiaty		7	Tirioko/Kolowa/Ribkwo/Silale/Loiyamorok/Tangulbei-Korossi and Churo-Amaya	28,916
Baringo South		4	Marigat/Ilchamus/Mochongoi and Mukutani	**35,162**
Total (County)		**30**		**232,258**

Table 2: Registered Voters (Source: IEBC, 2017)

Population size and composition

According to the population and housing census conducted in 2009, the population size of Baringo County was 555,561, consisting of 279,081 males and 276,480 females. The county's inter-censal growth rate is 3.3 per cent per annum, which is above the national average of 3 per cent. The population of the county was estimated to be 613,376 in 2012 and further projected to increase to 744,106 and 820,230 in 2018 and 2021 respectively. Table 3 shows the population projections by gender and age cohort for the county.

Table 3: Population projections by age cohort and gender

	2009			2012			2015			2018			2021		
Cohort	**(Census)**			**Projection**			**Projection**			**Projection**			**Projection**		
	Male	**Female**	**Total**	**Male**	**Female**	**Total**	**Male**	**Female**	**Total**	**Male**	**Female**	**Total**	**Male**	**Female**	**Total**
0-4	46,950	44,569	91,519	51,753	49,129	100,882	57,048	54,155	111,202	62,884	59,695	122,578	69,317	65,802	135,119
9-May	47,011	44,752	91,763	51,820	49,330	101,151	57,122	54,377	111,499	62,965	59,940	122,905	69,407	66,072	135,479
14-Oct	44,302	41,504	85,806	48,834	45,750	94,584	53,830	50,430	104,260	59,337	55,590	114,927	65,407	61,276	126,684
15-19	34,292	30,641	64,933	37,800	33,776	71,576	41,667	37,231	78,898	45,930	41,040	86,970	50,629	45,238	95,867
20-24	23,109	24,818	47,927	25,473	27,357	52,830	28,079	30,156	58,235	30,952	33,241	64,192	34,118	36,641	70,759
25-29	18,006	20,843	38,849	19,848	22,975	42,823	21,879	25,326	47,204	24,117	27,917	52,033	26,584	30,773	57,357
30-34	13,797	15,047	28,844	15,208	16,586	31,795	16,764	18,283	35,048	18,479	20,154	38,633	20,370	22,215	42,585
35-39	11,655	12,447	24,102	12,847	13,720	26,568	14,162	15,124	29,286	15,610	16,671	32,282	17,207	18,377	35,584
40-44	8,457	9,106	17,563	9,322	10,038	19,360	10,276	11,064	21,340	11,327	12,196	23,523	12,486	13,444	25,930
45-49	7,794	8,182	15,976	8,591	9,019	17,610	9,470	9,942	19,412	10,439	10,959	21,398	11,507	12,080	23,587
50-54	6,225	6,024	12,249	6,862	6,640	13,502	7,564	7,320	14,883	8,338	8,068	16,406	9,191	8,894	18,084
55-59	4,829	4,510	9,339	5,323	4,971	10,294	5,868	5,480	11,348	6,468	6,041	12,508	7,130	6,659	13,788
60-64	4,257	3,996	8,253	4,693	4,405	9,097	5,173	4,855	10,028	5,702	5,352	11,054	6,285	5,900	12,185
65-69	2,508	2,656	5,164	2,765	2,928	5,692	3,047	3,227	6,275	3,359	3,557	6,917	3,703	3,921	7,624
70-74	2,145	2,498	4,643	2,364	2,754	5,118	2,606	3,035	5,642	2,873	3,346	6,219	3,167	3,688	6,855
75-79	1,393	1,613	3,006	1,536	1,778	3,314	1,693	1,960	3,653	1,866	2,160	4,026	2,057	2,381	4,438
80+	2,290	3,215	5,505	2,524	3,544	6,068	2,783	3,906	6,689	3,067	4,306	7,373	3,381	4,747	8,128
Age N/S	61	59	120	67	65	132	74	72	146	82	79	161	90	87	177
TOTAL	**279,081**	**276,480**	**555,561**	**307,632**	**304,765**	**612,397**	**339,103**	**335,943**	**675,046**	**373,795**	**370,311**	**744,106**	**412,035**	**408,195**	**820,230**

Source: KNBS (2009), KPHC (Age NS = Age not shown)4

Population density and distribution

The population density is influenced by the climatic conditions, topography, soil composition, and infrastructure and land ownership. Table 4 shows the population density and distribution in the county. The county's average population density was 50 persons per square kilometer in 2009 and is projected to be 55 in 2012 and approximately 74 by 2021.

Table 4: Population distribution and density

Sub County	Area	2009 Census		2012 Projections		2015 Projections		2018 Projections		2021 Projections	
		Population	Density	Population	Density	Population	Density	Population	Density	Population	Density
Mogotio	1325	60,959	46	67,195	51	74,070	56	81,647	62	90,000	68
Koibatek	1002	105,273	105	116,043	116	127,914	128	141,000	141	155,425	155
Marigat	1663	73,177	44	80,663	49	88,915	53	98,012	59	108,038	65
Baringo Central	803	89,174	111	98,297	122	108,353	135	119,438	149	131,656	164
Baringo North	1705	93,789	55	103,384	61	113,960	67	125,619	74	138,470	81
EastPokot	4592	133,189	29	146,815	32	161,834	35	178,390	39	196,640	43
Total/Average	**11,090**	**555,561**	**50**	**612,397**	**55**	**675,046**	**61**	**744,106**	**67**	**820,230**	**74**

Source: KNBS, Baringo 2012

Introduction

This fourth quarter report provides elaborate information on financial and nonfinancial. It further analyses the key issues in the respective departments, challenges and probable solutions.

This report forms part of the County Budget Implementation Review Reports. The report is prepared in accordance with Section 166, Sub-Section 4(a, b) of the Public Finance Management Act, 2012.

The report presents the status of budget execution beginning 1st April to 30th June 2018 for internal consumption and performance appraisal. It also offers valuable information to members of the public on budget implementation and the County Assembly, which is bestowed, with the oversight mandate on utilization of public funds.

It highlights budget implementation for each department, revenue performance with key challenges encountered discussed and appropriate recommendations made. In this financial year 2017/18, the county's approved budget was Kshs Kshs 6,642,255,751 comprising of Kshs 3,982,977,594 for recurrent and Kshs 2,659,278,157 for development expenditure as compared to the previous year (FY 2016-2017) where the total budget was Kshs 6,511,427,734 with Kshs 3,901,722,416 as recurrent and Kshs 2,609,715,318 as development.

During the quarter the budget was revised upward through supplemtary to Kshs 6.959 Billion comprising of kshs.4.245 Billion for recurrent and kshs 2.713 Billion for development. Second supplementary budget preceded again during the fourth quartetr and recurrent expenditure moved to Kshs 4.245 Billion while development moved to Kshs 2.713 Billion.

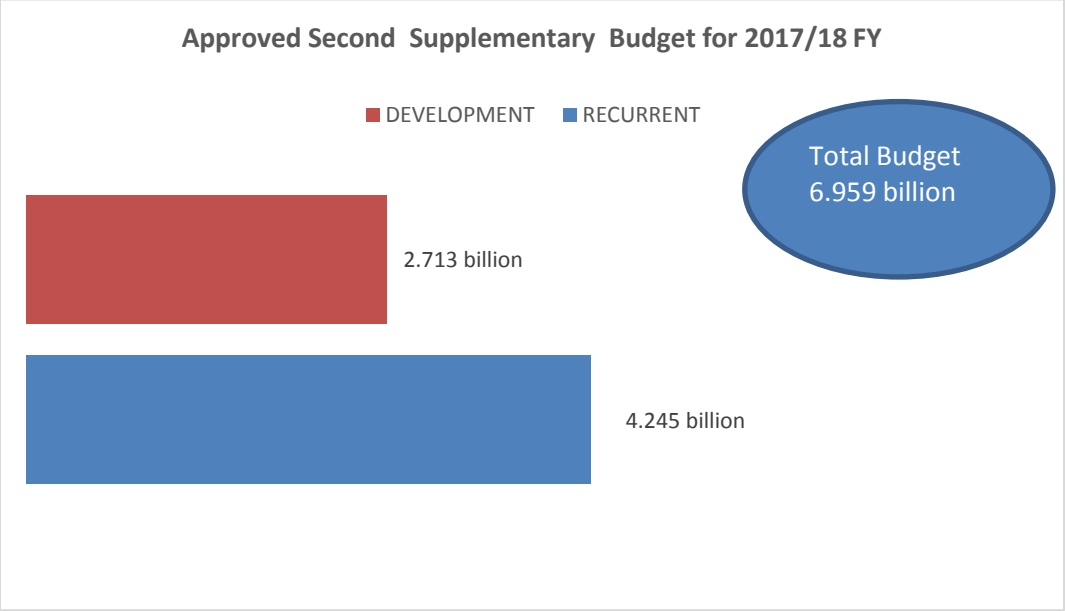

Approved Second Supplementary Budget for 2017/18 FY

The report provides the status on budget implementation for the County Government amounting to Kshs 6.959 Billion. During the quarter, the county received total revenue of Kshs 2.846 Billion to finance both recurrent and development expenditure. This comprised equitable share of Kshs 2.439 Billion, local revenue of Kshs 76.345 million and Kshs Grants and donations of Kshs 330.146 million.

Target for annual local revenue was revised downwards from Kshs 450 million to 350 milllion during the second supplementary budget. The downward revision of the revenue was advised by the revenue trends and general adverse national economic growth. The revenue target for the quarter was Kshs 87.564 million but the county managed to collect Ksh 76.345 million as compared to Kshs
65.840 million for the same period in 2016/17 financial year.

Table 5 Collection of Local Revenue

A.	Revenues Sources Analysis														
		2017/18 FY									2016/17 FY				
No	**Sources**	**Approved supplementary 2017/2018**	**Q 1**	**Q2**	**Q3**	**APRIL**	**MAY**	**JUNE**	**Total Q4**	**Q1+Q2+Q3**	**Q1**	**Q2**	**Q3**	**Q4**	**Q1+Q2+Q3**
1	Game Park Fees	74,356,033	48,377,740	8,748,350	7,518,680	1,497,000	1,100,800	4,674,480	7,272,280	71,917,050	40,803,910	8,498,630	5,748,910	7,268,600	62,320,050
2	Animal Stock Sale Fees	15,253,617	2,391,080	4,402,810	2,939,830	572,500	695,390	820,770	2,088,660	11,822,380	3,800,010	5,043,610	1,854,370	1,046,370	11,744,360
3	Produce & Other Cess	38,561,801	8,766,222	6,323,499	9,379,364	1,687,937	3,869,666	4,038,436	9,596,039	34,065,124	7,883,025	9,541,680	10,268,704	12,240,523	39,933,932
4	Single Business Permit	48,577,208	3,628,078	1,245,481	13,535,920	7,056,655	4,730,677	2,838,510	14,625,842	33,035,321	3,400,497	1,474,255	16,419,690	10,984,288	32,278,730
5	Plot Rent/ Rates	39,203,758	2,264,668	1,652,239	4,290,109	1,561,142	702,394	625,817	2,889,353	11,096,369	1,978,640	2,827,322	4,289,284	3,676,523	12,771,769
6	Market Fees & Others	50,647,583	7,688,180	8,642,509	10,473,162	3,258,190	3,171,803	3,768,926	10,198,919	37,002,770	8,727,330	8,710,357	9,842,417	8,202,860	35,482,964
7	Public Health Licences	6,000,000	988,080	384,630	1,524,920	507,100	422,950	218,350	1,148,400	4,046,030	717,440	613,820	1,543,790	988,830	3,863,880
8	Vetirinery	18,300,000	4,094,750	5,889,700	5,996,705	2,348,455	2,849,730	2,111,650	7,309,835	23,290,990	1,189,500	2,318,590	3,886,470	4,206,780	11,601,340
9	Koibatek ATC	2,700,000	71,999	417,549	1,122,780	46,798	93,862	31,772	172,432	1,784,760	359,860	1,335,219	472,433	114,700	2,282,212
10	Marigat AMS	2,400,000	78,000	41,520	93,062	48,000	9,000	18,000	75,000	287,582	127,400	134,415	518,930	154,000	934,745
11	Hospital Revenue	54,000,000	13,696,086	16,888,248	21,502,499	4,464,966	10,968,638	5,535,564	20,969,168	73,056,001	22,438,460	18,790,336	17,148,885	16,927,014	75,304,695
TOTAL		350,000,000	92,044,883	54,636,535	78,377,031	23,048,743	28,614,910	24,682,275	76,345,928	301,404,377	91,426,072	59,288,234	71,993,883	65,810,488	288,518,677

A.	Revenues Sources Analysis														
		2017/18 FY									2016/17 FY				
No	SOURCES	Approved supplementary 2017/2018	Q 1	Q2	Q3	APRIL	MAY	JUNE	Total Q4	Q1+Q2+Q3+Q4	Q1	Q2	Q3	Q4	Q1+Q2+Q3+Q4
1	Game Park Fees	**74,356,033**	48,377,740	8,748,350	7,518,680	1,497,000	1,100,800	4,674,480	**7,272,280**	**71,917,050**	40,803,910	8,498,630	5,748,910	7,268,600	**62,320,050**
2	Animal Stock Sale Fees	**15,253,617**	2,391,080	4,402,810	2,939,830	572,500	695,390	820,770	**2,088,660**	**11,822,380**	3,800,010	5,043,610	1,922,070	1,046,370	**11,812,060**
3	Produce & Other Cess	**38,561,801**	8,766,222	6,323,499	9,379,364	1,687,937	3,869,666	4,038,436	**9,596,039**	**34,065,124**	7,869,925	9,541,680	10,272,404	9,301,502	**36,985,511**
4	Single Business Permit	**48,577,208**	3,628,078	1,245,481	13,535,920	7,056,655	4,730,677	2,838,510	**14,625,842**	**33,035,321**	3,484,497	1,474,255	16,422,990	10,984,288	**32,366,030**
5	Plot Rent/ Rates	**39,203,758**	2,264,668	1,652,239	4,290,109	1,561,142	702,394	625,817	**2,889,353**	**11,096,369**	1,978,640	2,827,322	4,289,284	3,821,573	**12,916,819**
6	Market Fees & Others	**50,647,583**	7,688,180	8,642,509	10,473,162	3,258,190	3,171,803	3,768,926	**10,198,919**	**37,002,770**	8,959,740	8,710,357	9,831,867	8,440,760	**35,942,724**
7	Public Health Licences	**6,000,000**	988,080	384,630	1,524,920	507,100	422,950	218,350	**1,148,400**	**4,046,030**	761,940	613,820	1,543,790	1,161,130	**4,080,680**
8	Vetirinery	**18,300,000**	4,094,750	5,889,700	5,996,705	2,348,455	2,849,730	2,111,650	**7,309,835**	**23,290,990**	1,189,500	2,318,590	3,886,470	4,206,780	**11,601,340**
9	Koibatek ATC	**2,700,000**	71,999	417,549	1,122,780	46,798	93,862	31,772	**172,432**	**1,784,760**	359,860	1,335,219	472,433	114,700	**2,282,212**
10	Marigat AMS	**2,400,000**	78,000	41,520	93,062	48,000	9,000	18,000	**75,000**	**287,582**	127,400	134,415	518,930	154,000	**934,745**
11	Hospital Revenue	**54,000,000**	13,696,086	16,888,248	21,502,499	4,464,966	10,968,638	5,535,564	**20,969,168**	**73,056,001**	22,438,460	18,790,336	17,148,885	16,927,014	**75,304,695**
TOTAL		**350,000,000**	**92,044,883**	**54,636,535**	**78,377,031**	**23,048,743**	**28,614,910**	**24,682,275**	**76,345,928**	**301,404,377**	**91,773,882**	**59,288,234**	**72,058,033**	**63,426,717**	**286,546,866**

Local Revenue during the quarter increased upwards i.e. Kshs 65.840 M in 2016/2017 to Kshs 76.345 M. This was due implementation of the revenue system, stringent supervision and aggressive revenue collection and low political temperatures in the county and the country at large.

Notable and outstanding sources of local revenue remain to be health facilities through Facility Improvement Fund followed by Single Business Permit and Markets fee. There was a tremendous improvement in single permit fee collection, public health fee collection, while game parks fee was still depressed. Other sources that that still record low revenue collection are Marigat AMS, Koibatek ATC and public health. The relevant entity should expand revenue sources to bridge the financial gaps and seal the leakages for prudent financial management.

Chart 2: Comparative Analysis on Revenue

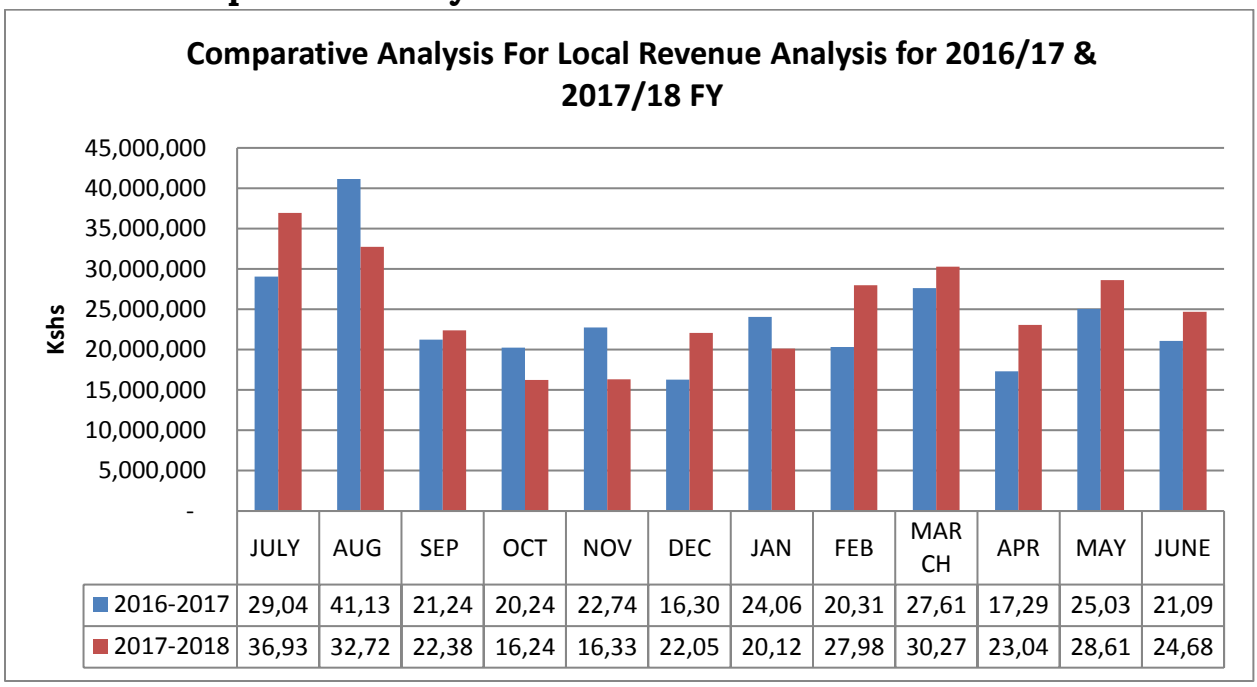

	JULY	AUG	SEP	OCT	NOV	DEC	JAN	FEB	MARCH	APR	MAY	JUNE
2016-2017	29,04	41,13	21,24	20,24	22,74	16,30	24,06	20,31	27,61	17,29	25,03	21,09
2017-2018	36,93	32,72	22,38	16,24	16,33	22,05	20,12	27,98	30,27	23,04	28,61	24,68

Table 6: County Total Quarter Revenue Receipts

Baringo County Government - County Revenue Sources Summary							
Revenue Sources	**Suplementary Budget 2017/18**	**Quarter one**	**2nd Quarter**	**3rd Quarter**	**4th Quarter**	**Total**	**Percent of Total (%)**
Equitable share	4,983,000,000	-	1,146,090,000	1,397,377,470	2,439,532,530	**4,983,000,000**	100%
Leasing of Medical Equipment	95,744,681	-	-	-	-	**-**	0%
Roads Maintenance Fuel Levy Fund	189,199,286	88,238,059	-	-	67,307,485	**155,545,544**	82%
Roll Over -Result Based Fund	19,440,319				-	**-**	0%
Roll Over -RLMF	17,492,384				-	**-**	0%
Local revenue	350,000,000	92,044,883	54,636,535	78,377,031	76,345,928	**301,404,377**	86%
Compensation for use fees forgone	13,191,000	-	-	-	6,685,258	**6,685,258**	51%
World Bank support to Health Facilities	94,210,000	-	24,656,046	-	-	**24,656,046**	26%
Universal Care project	78,899,346				-	**-**	0%
Danida Rollover	12,950,000	-	12,920,888	6,685,258	-	**19,606,146**	151%
Danida Grant for Universal Healthcare	19,872,375				7,051,487	**7,051,487**	35%
C&P Grant	40,839,509	-	-	-	213,862,851	**213,862,851**	524%
Roll over Projects	943,308,125	943,308,125	-	-	-	**943,308,125**	100%
EU grant for Devolution Advisory	66,000,000				-	**-**	0%
Rehabilitation of Youth Polytechnics	35,239,276		-	-	35,239,276	**35,239,276**	100%
Total	6,959,386,301	1,123,591,067	1,238,303,469	1,482,439,759	2,846,024,815	**6,690,359,110**	96%

Equitable share continues to top the county's' main source of revenue in funding its development and recurrent expenditures as it contributed 86% followed by the local revenue at 2.6% with the support grants funding12% of the budget.

Total Bank balances as at the end of the year was Kshs 1,219,498,350.65 comprising of Baringo County Revenue Fund Account of Kshs 1,085,626,834.50 Baringo County Development Fund Account Kshs 5,778,720.10. Baringo County Recurrent Fund Account was Kshs 1,033,858.20, Danida Grants account balances was Kshs 313,598.75, World Bank Special Funds Account Kshs 56,594,040.10, County Roads Maintienence Levy Account Kshs 70,151,299.00 and Kshs 11,97 4,609.65 in the County Assembly recurrent account.

Expenditure Analysis

During the quarter, County total expenditure for both recurrent and development was Kshs 2.161 Billion. This composed of recurrent expenditure of Kshs 1.503 Billion and development expenditure of Kshs. 657.44 Million. In the financial year 2016/17 in the same quarter the total expenditure was Kshs 1.935 Billion. Thus, there was an increment of Kshs 225,650,550 specifically in recurrent expenditure as there was a decrease in development expenditure ie from Kshs 700.98 Million in FY 2016/17 to Kshs 657.449 in the quarter under review.

Annually there was an increase in overall recurrent expenditure i.e. from Kshs 3.788 Billion in the financial year 2016-2018 to Kshs 4.215 Billion. This was due to increment of staff emoluments as per SRC circulars. Development expenditure suffered the long election campaign period and political transition in the county as there was a decline of about 66% ie Kshs 987,442,917 in 2017/18 to Kshs 1,494,729,731 in the previous year (2017/18).

Overall absorption rate was 75% of the total budget as compared 81% in the previous year 2016/17.

Personnel emolument expenditure for the quarter under review was Kshs 937.8 Million whereas Kshs 565.67Million was spent on operations and maintenance. The overall development expenditure during the quarter under review was Kshs 657.449 Million.

Chart 3: Comparative Expenditure Analyses

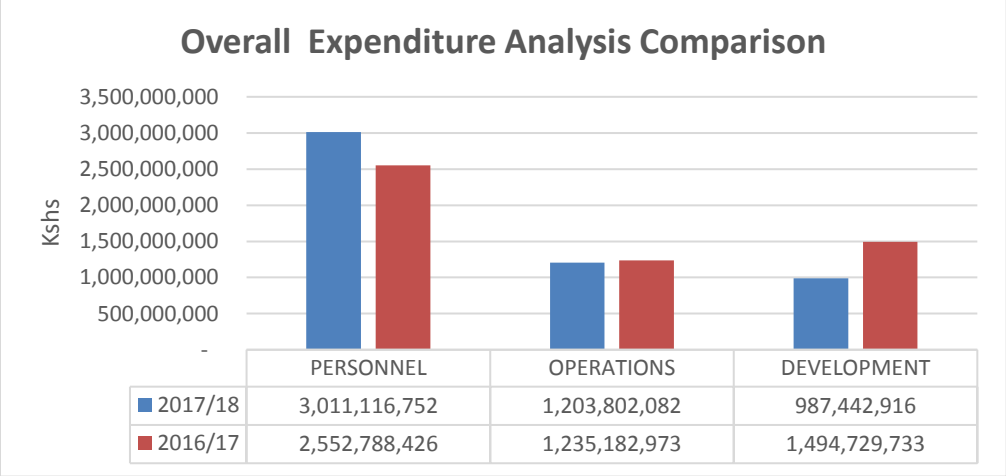

Annual Cumulative Expenditure was - personnel emoluments 58% while operations and maintenance accounts for 23 % while Development expenditure was 19%. There was a jump of 10% on staff emoluments ie 49% in FY 2016/17 to 58% in FY 2017/18 while development slided downwards ie 28% to 19% as per reasons aforementioned.

Table 7: Baringo County Government –Cumulative Expenditure Summary per department

Baringo County Government -Cumulative Expenditure Summary

	2016/2017			2017/2018		
Ministry/Department	**Personnel**	**Operations**	**Development**	**Personnel**	**Operations**	**Development**
County Assembly	292,432,354	233,924,322	14,497,190	281,174,641	325,459,904	7,150,890
Governor/County Executive services	155,798,431	211,054,681	27,460,360	233,971,854	183,430,422	8,012,754
County Treasury Services	136,222,978	115,765,783	22,385,531	168,833,187	136,321,057	4,609,527
Transport and Infrastructure	32,540,927	13,766,690	409,683,453	46,698,052	12,629,718	343,546,918
Industrialization, Commerce and Tourism	57,848,162	22,984,949	61,728,258	66,574,703	11,138,204	38,114,303
Education, Sports, Culture & Art	212,353,909	42,859,200	183,562,941	257,815,320	38,575,473	119,748,654
Health	1,343,517,491	475,368,096	190,007,739	1,556,228,567	395,988,065	110,128,414
Housing & Urban Development	42,648,123	21,377,982	102,437,752	61,874,992	15,434,458	33,784,046
Agriculture, Livestock, Fisheries & Marketing	199,580,264	23,859,240	95,048,470	223,409,937	18,014,483	124,099,441
Youth, Gender & Social Security Services	11,980,086	17,353,596	62,110,192	18,562,399	13,078,494	33,279,191

Baringo County Government -Cumulative Expenditure Summary

	2016/2017			2017/2018		
Ministry/Department	**Personnel**	**Operations**	**Development**	**Personnel**	**Operations**	**Development**
Water & Irrigation	50,603,030	49,123,433	283,682,023	70,170,713	48,045,501	138,180,898
Environment & Natural Resources	17,262,671	7,745,001	42,125,824	25,802,389	5,686,304	26,787,881
Total	**2,552,788,426**	**1,235,182,973**	**1,494,729,733**	**3,011,116,752**	**1,203,802,082**	**987,442,916**

Sub Sectors Budget Implementation Analysis

A. County Assembly

Baringo County Assembly was established along with other 47 county Assemblies to represent the people and ensure government by the people under the Constitution, as well as represent the 30 Wards in the County government. Thence the Assembly has a responsibility to ensure that the public participate in democratic processes by understanding the role of Parliament and their involvement in its processes

Role of Baringo County Assembly

The role of the county assembly is derived from Article 185 of the New Constitution of Kenya**,** which include;

(1) The legislative authority of a County

(2) Making any laws that are necessary for or incidental to, the effective performance of the functions and exercise of the powers of the county government under the Fourth Schedule

(3) While respecting the principle of the separation of powers, The County Assembly may exercise oversight over the county executive committee and any other county executive organs.

(4) The County Assembly may receive and approve plans and policies for; (*a*) The management and exploitation of the county's resources; and

(*b*) The development and management of its infrastructure and institutions

The other roles of the county assembly can also be derived from the County Government Act, Part III Article 8 include;

(5) Vetting and approving nominees for appointment to county public offices as may be provided for in this Act or any other law;

(6) Performing the roles set out under Article 185 of the Constitution;

(7) Approving the budget and expenditure of the county government in accordance with Article 207 of the Constitution, and the legislation contemplated in Article 220 (2) of the Constitution, guided by Articles 201 and 203 of the Constitution;

a) Approve the borrowing by the county government in accordance with Article 212 of the Constitution;

b) Approving county development planning; and

c) Performing any other role as may be set out under the Constitution or legislation.

Vision

To be a model, independent, competitive, and development-oriented County Assembly in Kenya.

Mission

To promote the principle of good governance through legislation, oversight and representation to reflect the interest, welfare and aspiration of the people of Baringo County.

Objectives

a) To facilitate efficiency in the management of the county assembly function of legislation, oversight and representation

b) To improve service delivery in the Assembly through increased productivity of the Human Resources

c) To improve member's and staff capacity through training, seminars, conferences and benchmarking

d) To Coordinate and implement Legislative, oversight and representation function

Expenditure Trends and Analysis

The County Assembly budget was revised downwards in the second supplementary from Kshs. 726.96M to Kshs 667,299,732 to finance both Recurrent and Development expenditure. Of this allocation, Kshs 626,552,213 and Kshs 40,747,519 was for recurrent and Development respectively. This shows a downward by Kshs 60 M from what had been budgeted in the first supplementary budget.

Annual cumulative recurrent expenditure was Kshs.606.63M while development expenditure was Kshs.7.15M.The annual absorption rate for recurrent expenditure was 97% and development was 18%.resulting to an overall absorption of 92%.

Table 8: Expenditure Analysis

Economic Classification	Approved supplementary Budget		2016/2017 FY-(Kshs)					Absorption Rate	2017/2018 FY- (Kshs)					Absorption Rate
	2016/17	2017/18	Q1	Q2	Q3	Q4	Cumulative		Q1	Q2	Q3	Q4	Cumulative	

Recurrent	549,094,671	626,552,213	121,219,290	142,864,624	136,557,776	125,714,988	526,356,678	96%	75,269,627	110,765,956	119,833,305	300,765,657	606,634,545	97%
Development	55,747,519	40,747,519	-	13,767,235	437,403	292,552	14,497,190	26%	-	-	-	7,150,890	7,150,890	18%
Total	**604,842,190**	**667,299,732**	**121,219,290**	**156,631,859**	**136,995,179**	**126,007,540**	**540,853,868**	**89%**	**75,269,627**	**110,765,956**	**119,833,305**	**307,916,547**	**613,785,435**	**92%**

County Assembly Funds

The County Assembly has two funds that have specific functions as stipulated in their respective regulations.

Members of County Assembly Car Loan & Mortgage scheme Fund

In the 4th Quarter ended 30th June 2018, Honourable Members were advanced car loan and mortgage from the Car Loan & Mortgage Fund amounting to Ksh.96,450,000. During the period, Ksh.13,491,909 was recovered as loan repayments of which Ksh.392,968 was interest on loan during the quarter as compared to Ksh. 5,700,059 and Ksh.166,021 respectively recovered during Quarter three. Also, during the period, Ksh. 91,800,000 was received from the Exchequer as additional capital injections to the Car Loan & Mortgage Fund.

Car loans amounting to Ksh.91,190,000 and Mortgage loans amounting to Ksh.108,500,000 have so far been disbursed to the Members.

N/B the County Assembly did not provide Key Achievements for the period under review.

B. Public Administration Devolution And E-Government

Introduction

The sector comprised of the following sections: Office of the Governor, Office of the Deputy Governor, County Secretary, County Public Service Board, sub county administration, public administration, ICT, Civic Education, intergovernmental Relations, legal services and communication services. The overall mandate of the department is to provide leadership in the county's governance and development.

Vision

To be the most attractive, competitive and resilient county that affords the highest standard of living and security for all its residents

Mission

To transform the livelihoods of Baringo residents by creating a conducive framework that offers quality services to all citizens in a fair, equitable and transparent manner by embracing technologies, innovation and entrepreneurship in all spheres of life

Objectives

a) To ensure effective coordination and management of the County Development Agenda
b) To provide leadership in the county's governance and development
c) To promote public policy formulation and implementation
d) To mitigate and ensure preparedness against disasters in the county

Expenditure Trends and Analysis

In the financial year 2017/18 the departments' approved budget was Kshs 495.73 M for both recurrent and development expenditures. This was revised downwards through first supplementary budget to Kshs 452.54M. Of this allocation recurrent increased from Kshs 366.88 to Kshs 417.36M and development reduced from Kshs 128.84 M to 35.18 M. This was due to change of priorities i.e. introduction of car loan and mortgage and introducing of new budget in the office of the deputy governor.

In the second supplementary Budget its budget of Kshs 454,078,145 rose again from the first supplementary by over two million. Recurrent budget got another boost as it increased from Kshs 417.36M to Kshs 418,893,005 while development remined Kshs 35.85M.

The recurrent expenditure during the quarter was Kshs 221.143 M as compared to Kshs 130.291M of the previous quarter of FY 2016-2017. Development expenditure for the quarter under review was Kshs 4.374 M as compared to Kshs 16.496 M in the same quarter in the previous year. The overall cumulative recurrent and development for the year was Kshs 417.402M and Kshs 8.013 M respectively giving a total expenditure of Kshs 425.415 M. Development absorption rates went down from 35% in FY 2016/17 to 23% and the overall absorption was 94% higher than the previous year that stood at 83%.

Table 9: Expenditure Analysis

Economic Classification	Approved supplementary Budget		2016/2017 FY-(Kshs)					Absorption Rate	2017/2018 FY- (Kshs)					Absorption Rate
	2016/17	2017/18	Q1	Q2	Q3	Q4	Cumulative		Q1	Q2	Q3	Q4	Cumulative	
Recurrent	396,438,995	418,893,005	30,304,042	102,903,137	103,354,506	130,291,427	366,853,112	93%	34,558,236	94,590,419	67,110,304	221,143,316	417,402,276	**100%**
Development	78,942,266	35,185,140	-	5,190,910	5,772,780	16,496,671	27,460,360	35%	-	-	3,638,265	4,374,489	8,012,754	**23%**
Total	**475,381,261**	**454,078,145**	**30,304,042**	**108,094,047**	**109,127,286**	**146,788,098**	**394,313,472**	**83%**	**34,558,236**	**94,590,419**	**70,748,570**	**225,517,805**	**425,415,030**	**94%**

The following achievements were made by the different sections as per their work plans: -

Office of the Governor

The following achievements was made by the different office under office of the governor as per their workplan

Office of the Governor:

SP 1.1. General Administration

- ✓ Attended 6 schools board of governor's meetings with an aim improving the education standards in the County.
- ✓ Attended Boresha Sacco general meeting as a Chief guest noting that Boresha is a key economy driver in the county both in terms of employment and support to business community

- ✓ Attended Ushirika day at Skyline Sacco which is a Key calendar event in the Sacco Movement.
- ✓ -Had various consultative meetings with various assembly committees with an aim of having good working relationship with them and get to discuss the best ways to use to enable them perform better.
- ✓ Held over three consultative meetings with County security team especially on issues of animosity between Pokots and Turkana living around Kapedo area.
- ✓ Held meetings with a team from Ministry of Water and Irrigation on how to further improve access to clean water to Baringo residents and how we can work together to see the success of Phase 2 of both Kirdam and Chemususu dams.
- ✓ Held over 20 consultative meetings with various community elders on matters development
- ✓ Attended over 15 consultative meetings with COG committees e.g. health, Forestry and Mining, Labour etc. on matters county development and better service delivery to wananchi.
- ✓ Attended 15th World Health organization committee meeting held in Geneva Switzerland as a Representative from the Governors council as well as a team leader of the Kenyan delegation.
- ✓ Participated in World Environment day- Baringo chapter as quest of honour by rolling a cleaning exercise and later planting trees at Marigat Secondary School.
- ✓ Attended the presidential Launch of Specialized Maternal child health and Immunization equipment as well as the official release of Cuban Doctors to the county health facilities which was held in Kisima grounds Embakasi.
- ✓ Held over 100 courtesy calls in the office from various community representatives on matters development and administration
- ✓ Presided over 4 CEC meetings on various development and administrative agendas.

- ✓ During the period also, several meetings/consultations were held with development partners, Ambassador and prospective partners totaling to 3 they include; Communication Authority of Kenya (CAK), , RVWSB. Kikao Kikuu,
- ✓ Held consultative meetings with leadership of various coffee cooperatives on the ongoing establishment and positioning of the coffee mill in Baringo County which was finally agree to be ground break on September 2018
- ✓ Attended over six boards of governor's meetings with an aim of stressing the importance of education standards in the County.
- ✓ Had various consultative meeting with various assembly committees(Water, Budget, with an aim of having good working relationship
- ✓ Attended 15th World Health Organization committee meeting held in Geneva Switzerland as a representative from the Governors
- ✓ Participated in the World Environmental day-Baringo chapter as a quest of honour by rolling cleaning exercise in Marigat town.
- ✓ Held consultative meetings with farmers' councilors on matters of equitable grass root development.
- ✓ Participated in the signing of Cuban Doctors MOU at Delta House with the Ministry of health and council of Governors
- ✓ Accompany the Deputy President while commissioning of Eldama Ravine Technical Training Institute.
- ✓ Attended the presidential launch of Specialized Maternal Child health and Immunization equipment as well as official release of the Cuban Doctors to the County Referral hospital in Kisima Ground Embakasi.

Human Resource unit

- ✓ During the period under review, the County Human Resource Advisory Committee handled a total of 29 cases, completed/Resolved 24, terminated 3 and dismissed 2.
- ✓ 404 staffs from different department were trained on various aspect of their work specialty and management skills to build the capacity so as to improve service delivery.
- ✓ Performance management; All the 11 County departments prepared performance appraisal as per agreed targets for the Financial Year 2017/2018 in July ,2018.
- ✓ During the financial year 2 students were attached to various County departments so as to facilitate their training.
- ✓ The department manages to secure funds to a tune of Ksh 4 million for the Kenya devolution support program through support from World Bank and procure the following IT equipment and furniture;

- Projector-1
- Digital Camera-1
- Bulk filling fire proof cabinet-6
- Branded File- 6,000
- Desk Top – 2
- Suspension file – 5,500

✓ Formation of CBA Implementation Monitoring Committee to handle all related matters on doctor's welfare

SP 1.2 Legal unit

1. Offered legal opinion/advice on the following matters with likely legal implications.

- Opinion on tender documents/contracts.
- Reviewed and advised on request by Safaricom ltd to set up base station at Ngolong Root Primary School
- Advice on Implementation of the revenue collection system within the County in Collaboration with KCB
- Prepare MOU between BCG & Kenya Posta for provision of post paid postal service

2. Offered litigation services to the county government including Issuing instructions and conducting pre-trial and court attendance for the following cases.

- Nakuru Employment & Labour Relations Petition No.4 of 2018 Challenging nomination and vetting of Chief Officers.
- Issued advice on Nairobi High Court Misc.CauseN.687of 2018
  KTK Advocates VS Baringo County Government.
- Reviewed advisory on Nbi HC Misc. cause no 687 of 2017 and 2018 and rendered opinion.
- Prepared a status for all cases pending against BCG handled by all law firms

3. Offered legal advice on the following matters with likely legal implications:

- Preparing response to County Assembly Requests for Ministerial statements for the office of the County Secretary & other departments.
- Signing of contracts for tender documents/ contracts for departments.
- Prepare response to the County Assembly on Implementation of Motions, Bills and reports
- Advised on execution of tender document/Contracts
- Attended HR advisory meetings and rendered advise on staff issues
- Attended Mortgage & Car loan Scheme meetings

4. Mortgages and Car Loans for outgoing CECs and COs – successfully charged and following up on the pending documentation of registration of charges,

- Amendment and request for publication by Government Printer of Regulations for Car loan & Mortgage, Emergency& Bursary Funds for 2018

SP 1.3 Civic Education

- ✓ Participated in two climate change policies and NCCAAP at Marigat and Kisumu, drawing up Baringo County action plan on Climate Change
- ✓ Participated in the engendering of County Disaster Reduction Policy in Soi Lodge Lake Baringo
- ✓ Participated in county departmental survey undertaken by Institute of Economic Affairs on social accountability, International Politics, Devolution in Kenya and realization of the SDG's in the county departments of treasury, budget & planning, procurement, revenue, lands & urban development, environment, tourism, natural resources, communications, civic education, county secretary office, public service and devolution.
- ✓ Participated in the county dialogue forum a build up to the 5th Annual Devolution Conference held at KSG Kabarnet attended by over 300 participants
- ✓ Convened a county forum on data collection for bursary disbursement at KSG

- ✓ Participated in peace and security promotion forums in Loyamorok ward, Ribkwo ward, Mukutani ward and the First Lady Baringo County peace marathon in Loruk
- ✓ Facilitated Participatory Disaster Risk Assessment (PDRA) report in three wards Churo, Tangulbei and Kolowa Wards
- ✓ Multi Hazard Scenario building & Contingency Plan at Soi Lodge by NDMA and WFP
- ✓ In partnership with County Treasury and Planning conducted public participation on Budgets appropriation forums in all the 30 wards
- ✓ Participated in planning meeting for CEDGG partnership programme FY 2018/19 in Nakuru
- ✓ Participatory budgeting workshop by the Council of Governors – Hilton Hotel
- ✓ Participated in two Kenya Devolution Support Programme workshops for the 2018/19 work plan and reporting sponsored by world bank in Kisumu
- ✓ TOT's at a Humanitarian Chain Management, development/updating of County Supply Chain SOPs consultation workshop in Nakuru sponsored by WFP
- ✓ The department managed to secure funds to a tune of Ksh 4 million for the Kenya devolution support program through support from World Bank and procure the following IT equipment and furniture;

- Projector-2
- Digital Camera-1
- Laptop – 3
- Ipad - 2
- Phones – 3
- Bulk filling fire proof cabinet-6
- Branded shirts – 300, for county officials
- Branded polo Tshirts – 300pcs for officials and CE champions

- Branded Caps – 200 pcs for officials and champions
- Departmental banners - 4

SP 1.4 Communication Services:

- ✓ Participated in the 2018 Devolution conference held in Kakamega County
- ✓ Participated in organizing and executing the Baringo 1st Ladies' peace run held on 28th April 2018 at Loruk Primary school.
- ✓ Published and printed 1700 copies of special edition Baringo Today Magazine and circulated to all the wards and key offices in the County.
- ✓ Printed and distributed 600 copies of Governor's speech during the Madaraka Day Celebrations held on 1st June, 2018 at Marigat High School Grounds.
- ✓ Participated in planning and preparation of Madaraka Day celebrations held in Marigat High School ,Baringo South Sub County.
- ✓ Participated in Media monitoring on print and electronic media and reporting.
- ✓ Continuous updates on the Official Facebook page of the county, Website and twitter.
- ✓ Advised the Department Roads and Infrastructure on publicity and launch of the Rapid Results Programme (RRI) dubbed Imarisha Barabara.
- ✓ Participated in the sensitization of DRM and development of Contingency plan, crisis communication strategy

SP 1.6 Office of the Deputy Governor

Administrative

The following achievements was made by the office of the deputy governor as per the work plan 4th Quarter 2017-18 FY

- ✓ Participated and chaired two county steering group meetings(CSG)
- ✓ Participated in the Intergovernmental relation meeting including; Two COG meetings in Nairobi & Naivasha
- ✓ During the period six consultative meetings with development partners were held including; WFP, Kenya Red-Cross, World Vision, NDMA,
- ✓ Participated in more than one fire incident response including; Tenges boys.
- ✓ Handled over 100 individual appointments and 12 delegations from various part of the county in office on various challenges affecting communities.

- ✓ Chaired over Seven administrative meeting on various management agenda.
- ✓ Participated in welcoming the deputy president and accompanying him during the launch of Eldama Ravine Technical Institute, Joint flood assessment with Cabinet Secretary Ministry of Devolution in Baringo South, devolution conference in Kakamega
- ✓ Participated in the two peace meeting in Marigat,Kabarnet
- ✓ Participated in over four sensitization workshop include;Contigency plan,BCA,Sub County Adminstrators,Scenario building
- ✓ Participated in the inspection of Kabarnet ward development projects
- ✓ Participated in floods response in Ngambo,Loboi,Sintaan and Eldume IDP Camp
- ✓ Participated in leadership training at Singapore.
- ✓ Participated in the launch of KNHCR report in Eldoret

Disaster Risk Management

To mitigate and ensure preparedness against disasters in the county

Disaster Mitigation

- ✓ Participated in one peace building and conflict management baraza/meetings in Saimo Soi
- ✓ Conducted flood assessment in Ilchamus, Mukutani, Mochongoi, Emining, Mogotio wards in partnership with Kenya Redcross
- ✓ Conducted participatory Disaster Risk Assessment in Churo Amaya ward
- ✓ Participated in GIS training workshop

Disaster preparedness

- ✓ Participated in one (1) quarterly County Steering Group meeting
- ✓ Participated in the stakeholder's scenario building workshop and development and development of contingency plan on preparedness at Soi Lodge
- ✓ Conducted Logistic capacity assessment for Sub-County and Ward Administrators in partnership with World food programme (WFP)
- ✓ Participated in the formulation of work plans and budget for transition of Asset Creation Programme supported by WFP through the lead partner World Vision and NDMA
- ✓ Held strategic training on sub county administrators and technical teams on Disaster risk management, County DRM policy and county DRM profile

- ✓ Facilitated and engage in forums for the development of transition work plan for the asset creation programme from partner led to county as part of the county capacity strengthening initiates with WFP.

Disaster Response

- ✓ Participated in Firefighting and humanitarian support to fire victims at Tenges Boys
- ✓ Donated food stuff to approximately 1600 households flood victims in Ngambo, Loboi, Arabal, eldume, Salabani, Koriema and Marigat
- ✓ Participated in the presentation of Asset creation Transition road map at KEFRI Marigat

Recovery

- ✓ Participated in post flood assessment in four sub-counties most affected by floods, strengthening the CDMCs on the DRM at cluster level.
- ✓ Supported rehabilitation of institutions (school classrooms) blown and damaged by strong wind and fires (Loboi (Mochongoi ward), chemoril (Loyamorok ward), Kasirma (Barwesa ward) primary schools and Tenges, Kisanana boys secondary schools)
- ✓ Conducted assessment of Endao river bank on the extend of the damage by the excess river water.
- ✓ Supported the purchase and installation of Gabion boxes along Endao river bank to protect the farmers from further loses.

List the implementation challenges and recommended way forward.

1. Performance contracting; there is need to continue the capacity building on performance contracting at departmental level to ensure adherence and timely evaluation of performance.
2. Staff training; There has been an improvement of capacity building of staff this financial year as compare to the previous though the challenge inadequate budgetary allocation to target all county staff so as to improve on service delivery.
3. Mobility of staff; The Mobility of the staff remains key component of service delivery, however the department has continued to experience serious challenges in facilitating officer's movement on official duty due to the fewer number of vehicles as compare to the required need.
4. Accumulating pending legal fees as the county faces more cases in court. There is need to increase allocation for legal fees.
5. Continuous insecurity along the sub county borders has impared the development activities and as result led to formation of IDP camp.

6. With the effect of climate change that has cause a change on rainfall pattern has continue to cause displacement of persons especially at the lower part of the Baringo South, and along the shore of the lakes
7. Insufficient funds to clear water hyacinth from lakes owing to low response from other stakeholders
8. Lack of appropriate technologies to add value to hyacinth removal
9. There is impending drought and floods in the county however the DRM unit lacks adequate budgetary allocation to support the department of environment to response.

Public Administration Infrastructural Development program

E-Government and ICT Unit

ICT can play a significant role in the development of the county. Baringo already boasts of a number of globally-competitive ICT firms and an even larger number of local startups. The county government will take steps to become paperless. It should also be possible for any public officer to conduct their work from any county premise within the county.

The County Government of Baringo will leverage ICT to increase public sector productivity by enabling the delivery of county government services for the people, communities and businesses while supporting open engagement to better informed decisions and improving the operations of government. The county government will use ICT to deliver better services and improve operations and processes aligned with the national government policies

Vision

To transform the County into an automated work environment to enhance efficiency and efficient service delivery to the citizens of Baringo

Mission

The mission of the ICT Section is to provide, coordinate, and facilitate the use of technology and information resources to the satisfaction of the Baringo County Government and its stakeholders.

The Department of ICT is mandated to do the following;

a) Spearhead ICT Policy, strategy formulation and other decision-making processes
b) Effective resource allocation and utilization
c) Efficiency in service delivery
d) Stake-holder engagement.
e) Communication and awareness
f) Development Project tracking and monitoring plans
g) Resource Mapping
h) Promote Accountability and public awareness

1. SP Infrastructure development

The objective of the program is to promote access, equity and strengthen institutional capacity.

During the financial year the Department planned the following activities: -

- Installation of Local Area Networks (LAN) in Sub Counties LAN; Tiaty and E/Ravine Sub-county offices
- Installation of VPN, testing and commissioning of 10 mbps internet in county HQ and point to point to all departments.
- Installation of servers in the county Headquarters
- Completion of Tenges ICT Centre

Achievements

- Eldama Ravine Sub County LAN Completed and already in use.
- Tiaty LAN ongoing and in completion stages
- Point to point wifi installed in the following offices; County HQ offices, Kabarnet town, Environment, Agriculture, Education, Sports, Culture & Social Service, Public Works, tourism, Public Service Board and Finance and Planning Departments.
- Tenges ICT center structure completed, small works remaining include wiring, fencing, toilet construction and equipping of the center. Proper drainage needs to be done.

Competency Development

Competency development program is meant to develop ICT workforce skills and utilization strengthen human capacity to ensure that interrelated or interacting processes, procedures and guidelines meet the established requirements and empower the youth and the public in various ICT Programmes.

During the financial year, we planned to do the following;

- To develop ICT workforce skills and utilization strengthen human capacity.
- To ensure the members of the public are computer literate
- To empower the youth through various government programmes)
- Training of ICT and County Staff and the public in IT .
- Promote computer literacy

Achievements

- 300 Youth were trained at Mwachon IT Centre through Ajira programme sponsored by ICT Authority; Officers to be issued certificates after completion
- One staff attended CRA 5 days seminar on Revenue Management System in Kwale.

- One ICT Officer attended ICT Knowledge sharing programme for 2 months at Electrical and Electronics Training Institute (ETRI), Korea
- 600 people were trained on basic computer course at Elias IT Centre; teachers, civil servants and youth

Quality Assurance and Standards

Objective: To ensure that interrelated or interacting processes, procedures and guidelines meet the established requirements.

Planned Activities FY 2017/2018

- Preparation and review of County ICT policy and strategy
- Cascading of ICT Authority ICT Standards and procedures to Departments
- Preparation of the County Integrated Development Plan (CIDP) Document for 2018-2019
- Preparation of ICT Standards for all the ICT Equipment as per user request and submission to Procurement& Supplies Chain Management Department
- Ensure the flagship projects for ICT department is captured accordingly.

Achievements

- Dissemination of County ICT Policy, guidelines done
- Prepared ICT Equipment Specifications for Departments basing on requests made
- Captured ICT projects in the sector plan
- Standard ICT Specifications for ICT equipment submitted to Procurement and supplies chain management appropriately
- Provide funds to Ensure the projects captured are successful
- Inspected and accepted ICT Equipment from KDSP
- Inspected procured ICT devices and equipment and services as per user requests

ICT equipment Repair and maintenance

Objective: To provide best practices and guidelines for scheduling and performing maintenance operations on ICT systems towards ensuring smooth running of operations in all departments.

Planned Activities FY 2017/2018

- Review and prepare standard ICT Support and maintenance policy
- Network Monitoring and support
- Hardware & software management; Troubleshooting system and network problems and diagnosing and solving hardware or software faults.
- Dissemination of ICT Repairs and maintenance schedule
- Preparation of Weekly, monthly and annual reports

Achievements

- Routine maintenance of ICT equipment done.
- Repairs and maintenance of ICT equipment done. Works included fixing Power problems, charging systems, Printers repairs, paper jams, spooling
- Install operating system, application software
- Network Monitoring and support
- Hardware & software management for various departments. done successfully. Works included installation of operating systems, utility programs such as antivirus, Microsoft office, PDF, network softwares among others.

Data back-up and disaster recovery

The objective of Data Backup and Disaster Recovery is to ensure that the county government information is safe and ready for use in the department.

Planned Activities FY 2017/2018

-Backed-up all the data used by County officers

-Data transferred to respective offices

-Data lost was recovered in flash disk, laptops and desktop computers

Information security

To ensure that the County computer systems and data is secure.

Planned Activities FY 2017/2018

- Installation of computer security programs (Antivirus) to all the computers in the county government offices
- Password authentication
- Scanning and updating computer system
- Removal of viruses in the system.

Achievements

- Installation of computer security programs (Antivirus) to all the computers in the county government offices done
- Users Password authentication done
- Scanning and updating computer system
- Removal of viruses in the system.

Website Design and Content Management

The main objective of website design and management program is to promote information sharing and enhance interaction between the citizens, business community and government.

During the FY 2017/2018, the Department planned to do the following activities;

- Redesign of County website and portals
- Website maintenance and Content management
- Website security
- Publicize of County website
- Uploading of all government forms and documents in the County website for ease of access and downloading by the public.
- Management of email accounts for users; creation, password management
- Website security; passwords management: website administrators; user emails

Achievements

- Migrated to ZIMBRA email system

- Uploading of county tender documents and departmental contents done on time
- Website software updated appropriately
- Creation and resetting of 270 email accounts for county staff and training was done. Staff to be encouraged to have official mails and use the same when sending office correspondences.
- Publicization and sensitization on the need to check on county website done through public forums
- Uploading; content management of all government forms; documents were posted on the website done as submitted by County departments.

Automation of County Government Services

Automation is the creation and application of technology to monitor and control the production and delivery of products and services. Automation of county processes is meant to improve the interactions between people, business and government to enhance efficiency in provision of services.

Planned Activities FY 2017/2018

- Implement Revenue Management System and make sure all the modules are utilized
- Development, Implementation and upgrade Management Information Systems
- Training of users; Top, Middle and lower management staff

Activities

- Implementation of Revenue Management System done, most modules are being utilized
- Upgrade of Revenue Management System done
- Training of users; Top, Middle and lower management staff

Achievements

- Implementation of Revenue Management System done, most modules are being utilized
- Upgrade of Revenue Management System done
- Training of users done; Middle and lower management level staff

Strengthen Partnerships and Collaborations

The main purpose of partnerships and collaborations is to work towards shared goals and objectives. Partnerships are complex vehicles for delivering practical solutions to societal and community issues. Building partnerships with citizens and other stakeholders helps improve effectiveness of government consultations and service delivery.

Planned Activities FY 2017/2018

- Collaborate with existing and new partners to improve ICT projects in the County

Achievements

- Donation of Computers to schools by World Best Friends
- Sponsorships of ICT training for Teachers in Baringo, Training of teachers and the community on basic computer course done at Elias IT Centre through support by World Best Friend (WBF)
- ICT Authority supported the County Government in training and empowering 300 youth through Ajira Digital programmes
- CRA organized automation of Revenue seminar for County Governments to sensitize counties on automation
- Communications Authority in collaboration with county government Communications Authority organized a 5-day ICT consumer forum event and became a success
- One staff secured sponsorship program to attend ICT work sharing program in ETRI, Korea for two months.

Challenges

- Inadequate infrastructure

The department lacks crucial ICT infrastructure and equipment.

- Inadequate funding

The Department of ICT receives little funding from the County Government. ICT equipment is expensive and needs huge investment in its initial phase but going forward becomes minimal and leads to improved services. The department also lacks funds for its daily operations to offer services in sub-counties, training and development in ICT skills among others.

- Inadequate Staff

The department is faced with staffing challenges. Only six staff are permanently employed and offering crucial services in the whole county.

Conclusion

ICT is becoming more complex, and organizations will continue to become more reliant on ICT-based solutions to compete effectively in today's demanding business climate. As the market evolves, it's crucial that to keep our ICT infrastructure up and running. Given limited IT staff and budgets, the County Government needs to make wise decisions by investing in ICT towards provision of effective and efficient services. The County needs to allocate more funds in ICT development and staffing.

In summary, it is worth to say that the Department achieved most of its objectives in the financial year despite the many challenges experienced through partnerships and collaborations.

County Public Service Board

The County Public Service Board's Composition, Objectives and Functions

Article 235 of the Constitution requires every county to be responsible for the establishment of a public service in accordance with uniform norms and standards prescribed by an Act of Parliament. Accordingly, section 57 of the County Governments' Act establishes a Public Service Board for every county. The Board comprises of Chairperson, not less than three and not more than five members and a Secretary, all of whom are nominated and appointed by the Governor with the approval of the County Assembly. The current Board was thus established under this legal framework.

County Public Service Boards (CPSB) are devolved governance units established for the purpose of establishing and managing professional, effective and efficient public service to enable the county governments achieve the objectives of devolution.

The powers and functions of a County Public Service Board are set out in section 59 of the County Governments Act and relate to public officers in the County Public service. The powers do not extend to include and cover the Governor, Deputy Governor, Members of the County Executive Committee and the Members of the County Assembly.

Broadly, a County Public Service Board is, responsible for:

- Establishing and abolishing offices in the county public service;
- Appointing persons to hold or act in those offices, and confirming appointments;
- Providing for the organization, staffing and functioning of the county public service in ways that ensure efficient, quality and productive services for the people of the county,
- Advising the county government on human resource development and management and utilization that best enhances service delivery by county public service institutions;
- Providing for human resource management and career development practices to address staff shortages and barriers to staff mobility
- Facilitating the development of coherent, integrated human resource planning and budgeting for personnel emoluments in counties;
- Making recommendations to the Salaries and Remuneration Commission, on behalf of the county governments, on the remuneration, pensions and gratuities for county public service employees; and
- Exercising disciplinary control over and removing persons holding or acting in those offices;
- The CPSBs responsibility is also to promote, in the county public service, the values and principles set out in Articles 10 and 232 of the Constitution.

Vision

To be a benchmark for a high performing, dynamic and ethical public service in Kenya

Mission

To transform the county public service to become professional, efficient and effective for the realization of county and national development goals

County Public Service Board Governance

Board Governance Structure

Baringo County Public Service Board (CPSB) came into inception in early August 2013 but started its operations from 1st of September 2013. The Board is comprised of seven Board members one of whom is the Secretary. The Board is assisted by a team of 6 members of the Secretariat.

Accomplishments by the Public Service Board

The following were specific accomplishments of the Board from April to June 2018:

Recruitment

[Job Intend, Board Approvals, Job Advertisement, Applications, Shortlist, interview, Appointment and Reporting]

3.1.2 Appointments

During the fourth quarter of 2017/2018 FY, the Board recruited contractual staff whose terms were pegged to H.E the Governor's terms in office, County Attorney and Members of Audit Committee as indicated herein.

S/No	Position	JG	No	Department	Nature of recruitment	Terms and Effective date
1	Senior Support Staff (Gardener)	D	1	Deputy Governor's office	External	Contract – wef from 16th April 2018
2	Cook II	E	1	Deputy Governor's office	External	Contract – wef from 16th April 2018
3	Personal Assistant	M	1	Deputy Governor's office	External	Contract – wef from 16th April 2018
4	Cook	E	1	Governor's office	External	Contract – wef from 16th April 2018
5	Chair Audit committee		1	Treasury	External	Contract as per SRC remuneration effective 1st April 2018
6	Members Audit Committee		3	Treasury	External	Contract as per SRC remuneration effective 1st April 2018
7	County Legal	R	1	Public Service	External	5 year contract effective

S/No	Position	JG	No	Department	Nature of recruitment	Terms and Effective date
	Attorney					1st July 2018
	Total		**9**			

3.2 Training

During this period of reporting three (3) Board members attended Strategic Leadership Development Course facilitated by Kenya School of Government.

3.3 Discipline Management

County Public Service Board is mandated to exercise disciplinary control over and remove persons holding or acting in those offices. By this function, the Board received and dealt with forty-six (46) disciplinary cases during the period under review.

3.4 Staff transfers and Secondments

The Public Service Board approved the Secondment of the Director – Finance and Administration for a period of three (3) years with effect from 1st June 2018.

The Public Service Board had approved transfer for a Superintending Architect from Nandi county but occasioned delays from Nandi County Government. The Board reapproved the transfer for processing and the Architect was facilitated for transfer with effect from 1st June 2018.

3.5 Extension of Contract for Staff

During the period under review, the Board extended contracts for three staff drawn from the Governor's office as indicated herein.

S/No	Designation	JG	No of Staff	Department	Date of First Appointment	Contract period
1	Editor	H	1	Governor's Office	1st February 2017	01/02/2018 – 31/07/2018
2	Electronic Assistant	H	1	Governor's Office	1st February 2017	01/02/2018 – 31/07/2018
3	Communication Officer	H	1	Deputy Governor's Office	1st February 2017	01/05/2018 – 31/10/2018

3.6 Student Attachment

The Board facilitated fifty-seven (57) students for their attachment as requested by their Institutions and themselves during the period under review. The following table indicates a summary of the number of students whose attachments were approved during the period April to June 2018.

Number of students granted attachment opportunities during the period April to June 2018

S/NO	Department/Section	No of students attached
1.	Treasury and Economic planning	14
2.	Agriculture	12
3.	Water and Irrigation	2
4.	Industrialization, Cooperatives and Tourism	3
5.	Communication	0
6.	Education and ICT	7
7.	Transport and Public Works	2
8.	Health	1
9.	Human Resources	0
10.	Kabarnet Town Admin	0
11.	Environment	3
12.	Procurement and Supply Chain	8
13.	Legal Office	0
14.	Lands and Urban Development	0
15.	Youth and Gender	2
16.	Eldama Ravine Sub County	1
17.	Mogotio Sub County	1
18.	Civic Education	0
19.	Research	0
20.	Baringo Central Sub County Office	0
21.	Eldama Ravine Town Admin Office	0
22.	Livestock	1
	TOTAL	**57**

Conclusion

The County Public Service Board in its resolve to deliver on its constitutional mandate through recruitment, training, discipline management among others has been captured in the activities undertook during the period.

The Board reiterates its resolve to continue offering services to the County within its mandate and as per the oath the members took. We will keep our working relations with all parties concerned as we also expect reciprocity in the same.

County Public Service Board is grateful for the support it has received from all our stakeholders in undertaking our mandate. We are grateful to the support given to us by the office of the Governor, Treasury and planning Department, the Labor and Welfare Committee of the County Assembly, other related County Assembly Committees, Office of the County Secretary and Human Resource Management, and others we may not have mentioned.

C. County Treasury and Economic Planning

The county treasury department has five divisions, that is: Administration and Revenue, Accounting, Audit, Supply Chain Management and Budget and Planning. The main function of the department is to manage county funds as stipulated in the public finance management Act, 2012 as well as to manage revenue from local and National Governments' sources including grants and loans.

Vision: *To be excellent in County Economic Planning and Public Finance management*

Mission

To contribute towards accelerated socio-economic development through effective economic planning, resource mobilization and allocation and efficient management of public resources.

Objectives

i. Effective Economic Planning, Budgeting, Policy formulation and Socioeconomic management and tracking of results

ii. Effective finance Management and Making Treasury work. iii. Institutional strengthening and good governance.

iv. Mobilization, Public Private Partnership and allocation of financial resources

v. Create excellence in delivery of service in the department

Expenditure trends

In the financial year 2017/18 the department was allocated Kshs 326,984,728 for both recurrent and development expenditures. Of this allocation Kshs 266,752,591 was allocated for recurrent and Kshs 60,232,137 for development expenditure.

The budget was revised downwards through the first supplementary budget to Kshs 312.06 M.

The development budget decreased from Ksh 26,481,446 in 2016/17 financial year to Kshs 24.4M in FY 2017/18., while recurrent allocation increased from Kshs 258,060,903 in 2016/17 financial year to Kshs 287.65M in 2017/18 financial year.

During the second supplementary budget the sub sector received Kshs 323.15M. Recurrent received an allocation of Kshs 306.31 while development received Kshs 16.83M.

The recurrent expenditure during the quarter was Kshs 124.03M which was higher than the previous quarter of 2016-2017 FY- Kshs 103.73M.

The annual cumulative absorption rate for recurrent was 100% as compared to 97% in the previous year during the same period while development absorption rate was 27%. Overall absorption rate was 96 % against the approved estimates.

Table 14: Expenditure Analysis

Economic Classification	**Approved supplementary Budget**		**2016/2017 FY-(Kshs)**					**Absorption Rate**	**2017/2018 FY- (Kshs)**					**Absorption Rate**
	2016/17	**2017/18**	**Q1**	**Q2**	**Q3**	**Q4**	**Cumulative**		**Q1**	**Q2**	**Q3**	**Q4**	**Cumulative**	
Recurrent	259,185,216	306,317,114	30,806,162	59,661,428	57,781,551	103,739,620	**251,988,760**	97%	32,541,905	72,375,712	76,202,226	124,034,401	**305,154,243**	**100%**
Development	32,945,187	16,834,581	-	12,070,250	1,939,469	8,775,812	**22,785,531**	69%	-	1,530,276	-	3,079,251	**4,609,527**	**27%**
Total	**292,130,403**	**323,151,695**	**30,806,162**	**71,731,678**	**59,721,020**	**112,515,432**	**274,774,291**	**94%**	**32,541,905**	**73,905,988**	**76,202,226**	**127,113,652**	**309,763,770**	**96%**

Administrative Services and Revenue Management Unit

PFM Act, 2012 section 165(1) (2) (3) mandates the receiver of revenue to prepare an account in respect of the revenue collected, received and recovered by the receiver on quarterly and annual. As defined in our service charter the key mandate of county treasury is to mobilize resources for funding the

budgetary requirements of the county government and putting in place mechanisms to raise revenue and resources.

The major sources of revenue for Baringo County are tourism; land rates, single business permit, market fees, and produce cess and hospital user charges among others.

During the fourth quarter financial year 2017/2018 total of Kshs 2,846,024,815 was received as revenue to finance the county government budget. National Government equitable share was the largest proportion of this revenue amounting to Kshs 2,439,532,530 representing 94% of that receipt, local revenue amounted to Ksh 76,345,928 representing 5% and grant/donations amounted to Kshs 330,146,357 representing 1% received in the fourth quarter of the financial year 2017/2018.

The contribution of all the revenues towards the overall budget had a positive improvement during this period compared to other financial years.

Actual Revenues for The Fourth Quarter 2017/18 Compared to Actual Of 2016/17

Revenue Sources		2017/2018			2016/2017 4th Quarter
	Annual Budget	Quarter Target	Actual 4th Quarter	Variance	Actual
Equitable Share	4,983,000,000	3,737,250,000	2,846,024,815	891,225,185	1,197,859,547.0
Local Revenue	350,000,000	92,372,300	76,345,928	16,026,372	72,083,533 .0
Grants/Donations	348,251,506	87,062,876	330,146,357	-243,083,481	46,145,208.0
Total	**5,966,195,473**	**3,916,685,176**	**3,252,517,100**	**664,168,076**	**1,315,998,638.0**

Revenue Receives from National Treasury

Equitable Share	FY 2017/2018	FY 2016/17	FY 2015/16
1st Quarter	88,238,059.00	814,544,452.00	355,246,082.00
2nd Quarter	1,146,090,000.00	790,587,301.00	1,132,346,886.00
3rd Quarter	1,397,377,470.00	1,197,859,547.00	1,110,144,006.00
4th Quarter	2,846,024,815.00	1,988,446,850.00	1,487,592,968.00
Cumulative	**5,477,730,344.00**	**4,791,438,190.00**	**4,085,329,930.00**

During the fourth quarter of the financial year 2017/2018, a total of Ksh. 2,846,024,815 was received from the national treasury as exchequers receipts as at 30th June 2018. There was an increase of Ksh. 857,577,965 compared to 2016/2017 fourth quarter receipts of kes. 1,988,446,850.

Grants/ Donations:

2. Grants/Donations	FY 2017/2018	FY 2016/17	FY 2015/16
1st Quarter	0.00	30,257,604.00	0
2nd Quarter	37,576,934.00	37,537,862.00	28,487,092.00

3rd Quarter	6,685,258.00	46,145,208.00	124,420,899.00
4th Quarter	330,146,357.00	269,586,744.00	166,433,979.00
Cumulative	**374,408,549.00**	**383,527,418.00**	**319,341,970.00**

In the fourth quarter of financial 2017/18 a total budget disbursement for grants/ donation amounted to Kshs 330,146,357.00 was received compared to Kshs. 269,586,744.00 in the fourth quarter.

Local revenues:

3. Local Revenue	**FY 2017/18**	**FY 2016/17**	**FY 2015/16**	**FY 2014/15**	**FY 2013/14**
1st Quarter	92,044,883.00	91,773,882.00	77,326,161.00	72,859,998.05	64,551,775.50
2nd Quarter	54,636,535.00	59,288,234.00	52,357,215.00	45,361,058.00	27,601,933.00
3rd Quarter	78,377,031.00	72,083,533 .00	72,750,071.00	63,026,174.00	37,449,618.00
4th Quarter	76,345,928.00	65,840,488.00	76,883,756.00	68,476,198.00	71,916,277.75
Total	**301,403,877.00**	**288,960,637.00**	**279,317,203.00**	**249,723,428.05**	**201,519,604.25**

A total of Ksh. 76,345,928.00 was collected during the fourth quarter of the financial year 2017/2018 from local revenues. This represents an increase of Ksh. 10,505,440.00 of the collections of the same quarter in the financial 2016/2017 of Ksh. 65,840,488.00 During the period there was a stable political temperature, insecurity the whole of Tiaty and part of Baringo south was bit fair. The above attributes contributed to increase in collection of revenue from Markets, Single business permit and Tourism sector and we are expecting and improvement in the start of the first quarter of financial year 2018/2019.

Detailed Quarter Revenue Report

Fourth Quarter Revenue Report Per Sub-County/Town					
No	**Sub – Counties**	**Apr, 2018**	**May, 2018**	**Jun, 2018**	**Totals**
1	Kabarnet Town	4,516,527	5,214,572	4,619,703	14,350,802
2	Eldama Ravine Town	3,949,787	2,857,717	2,725,626	9,533,130
3	Eldama Ravine Sub – County	1,327,085	1,091,100	1,204,745	3,622,930
4	Mogotio Sub - County	3,580,940	3,799,820	3,077,700	10,458,460
5	Baringo South Sub – County	2,458,930	2,102,141	1,093,755	5,654,826
6	Tiaty Sub - County	507,550	564,180	807,540	1,879,270
7	Baringo North Sub – County	419,620	531,640	433,510	1,384,770
8	Baringo Central Sub –	307,040	312,440	515,080	1,134,560

Fourth Quarter Revenue Report Per Sub-County/Town					
No	**Sub – Counties**	**Apr, 2018**	**May, 2018**	**Jun, 2018**	**Totals**
	County				
9	Lake Bogoria National G. R	1,421,500	1,069,800	4,619,280	7,110,580
10	Koibatek ATC	46,798	93,862	31,772	172,432
11	Marigat AMS	48,000	9,000	18,000	75,000
12	Hospital Revenue	4,464,966	10,968,638	5,535,564	20,969,168
Total Revenues		**23,048,743**	**28,614,910**	**24,682,275**	**76,345,928**

Table 2: Revenue per source Inter-financial year comparison per Quarter

No	Sources	Fourth Quarter 2017/2018	Fourth Quarter 2016/2017	Variance Increase/ Decrease	Percentage Increase/ Decrease
1	Game Park Fees	7,272,280	7,268,600	3,680	0
2	Animal Stock Sale Fees	2,088,660	1,046,370	1,042,290	100
3	Produce & Other Cess	9,596,039	12,270,523	-2,674,484	-22
4	Single Business Permit	14,625,842	10,984,288	3,641,554	33
5	Plot Rent/ Rates	2,889,353	3,676,523	-787,173	-21
6	Market Fees & Others	10,198,919	8,202,860	1,996,059	24
7	Public Health Licences	1,148,400	988,830	159,570	16
8	Veterinary	7,309,835	4,206,780	3,103,055	74
9	Koibatek ATC	172,432	114,700	57,732	1
10	Marigat AMS	75,000	154,000	-79,000	-54
11	Hospital Revenue	20,969,168	16,927,014	4,042,154	24
Total		**76,345,928**	**65,840,488**	**10,505,440**	**16**

The above table shows the Comparisons of 2017/2018 and 2016/2017 fourth quarter per Revenue source. From the comparisons there was overall increase all revenue sources except Produce and other cess, Plot rent/rates and Marigat AMS

The hospital revenue as at the end of fourth quarter of the financial year 2017/2018 had a total collection of Ksh. 20,969,168 compared to Ksh. 16,927,014 in 2016/2017 financial year**.** This revenue source covers Kabarnet

Hospital, Eldama Ravine Hospital, Marigat Hospital, Kabartonjo Hospital and Chemolingot Hospital

Challenges

In the fourth quarter, there were some challenges which affected revenue collection;

1. Difficulty in enforcement because of inadequate number of enforcement officers.
2. Lack of revenue supervisors for manning all revenue points within the County.

Budget, Planning and M&E Unit

The section is charged with co-ordination of development planning and policy formulation and County budget formulation, implementation and reporting.

During the quarter, the planning unit managed to accomplish the following

a) Prepared, publish and publicize the third quarter report FY 2017/18
b) Prepared and publicize program-based budget FY 2018/19
c) Preparation of second supplementary budget
d) Preparation of Budget Statement
e) Implemented Capacity and Performance Plan under Kenya Devolution Support Program
f) Training of Four staff on Capacity and Performance under KDSP

Supply Chain Management Section Overall Performance

The main task during the quarter was receiving requisitions and invitation of bids from the user departments, seven (11) departments managed to place requisitions for development projects as listed in the table 21 and annex 3 below:

Table 21: Summary requisitions for tendering

S/No	Department	No. Of Projects
1	Department Of Health Services Construction Works	30
2	Department Of Transport And Infrastructure	130
3	Department Of Education & Ict Supply And Construction Works	56
4	Department Of Environment And Natural Resources	xxxxxxxx
5	Departmnt Of Department Of Water And Irrigation	xxxxxxxxx
6	Department Of Agriculture, Livestock And Fisheries	84
8	Department Of Treasury And Economic Planning	xxxxxxxxxxx

S/No	Department	No. Of Projects
9	Department Of Lands And Urban Development	3
10	Department of Industrilization and Trade	21
11	Youth, Gender And Social Services	19
	Total	**213**

Challenges

- Late/delayed development projects requisitions,
- Erroneous bills of quantities,
- Some departments not involving the section while seeking bids,

Possible solutions

- Strict adherence to the annual procurement plans,
- Adequate planning and preparation of bid documents,

Accounts section

The section is primarily responsible for facilitating budget implementation through making of exchequer requisition, processing of payments and bookkeeping including compiling expenditure reports and statements. Some of the achievements of the section for the quarter include the following:

Financial Statements

- The section ensured timely completion of financial statements and funds statements by the end of the quarter.
- Trained 2 staff on financial reporting
- Completion of annual (2017/18) payments

Challenges

- IFMIS had downtime throughout the quarter.
- Delay of exchequer issue that subsequently delayed county exchequer releases

Implementation of IFMIS and System Controls

All payments are processed and paid through IFMIS and G-Pay system.

Internal Audit and Risk Management Services

This section is responsible for enhancement of Internal Control and Accounting systems for all County Government entities.

Achievements for the Financial Year 2017/18 (July 2017-June 2018)

The following represents a summary of the achievements of the department section in the FY 2017/2018.

Ref. No.	Audit	Remarks
BCG/CT/HIA/Kabarnet Town Admin/VOL5/2018	Audit of Unpaid Casual Wages-Kabarnet Town	Complete and Report Issued
BCG/CT/HIA/ATC /VOL4/2018	Audit of ATC Financial Operations	Complete and Report Issued
BCG/CT/HIA/ATC/VOL4/2018	Audit of ATC Financial statements	Final report issued
BCG/CT/HIA/Treasury/VOL3/2018	Audit of FY2016/17 Pending Bills	Final report issued
BCG/CT/HIA/Fuel/VOL2/2018	Tobil Fuel service audit	Final report Issued
CG/CT/HIA/Closure/VOL1/2018	Closure of FY 2016/17	Final report issued

Staffing - Two additional staff were received during the Financial Year**.**

Trainnining - No training was attended by the staff of the deprtment during during the financial year

Table 23: County Funds Accounts

Funds Accounts 4th Quarter Report FY 2017-2018

Descriptions	Emergency Fund	Lake Bogoria Community Grant	Co-operative Fund	SME Fund	Community Wildlife Conservancy Fund	Bursary Fund	Executive Mortgage Scheme	Executive Car Loan Scheme	Youth ans Women Fund	PWds
Opening Bal-1st April, 2018	**3,837,575.15**	**256,417.00**	**2,321,723.58**	**6,399,783.00**	**-**	**4,269,429.00**	**5,557,549.00**	**9,155,638.00**	**10,465,152.43**	**4,157,832.10**
Receipts from Baringo	-	6,133,485.00	-	-		30,000,000.00	-	-	-	-
Loan Recovery	-	-	114,440.00	1,633,961.00		-	817,056.00	870,301.00	899,883.95	-
Interest Earned	1,134.00	21,290.00	10,442.44	-		-	-	-	6,294.38	28,956.25
Total Receipts	**3,838,709.15**	**6,411,192.00**	**2,446,606.02**	**8,033,744.00**	**-**	**34,269,429.00**	**6,374,605.00**	**10,025,939.00**	**11,371,330.76**	**4,186,788.35**
Less: Disbursements	3,610,800.00	1,974,000.00	-	-		26,996,530.00	2,000,000.00	7,440,000.00	5,300,000.00	1,300,000.00
N.H.I.F for PWDS	-	-	-	-		-	-	-	-	-
Operations Costs	-	158,000.00	-	225,800.00		900,000.00	-	-	-	-
Bank Charges	170.00	3,194.00	2,116.37	385.00	-	1,980.00	550.00	2,200.00	999.16	4,343.44
Total Expenses	**3,610,970.00**	**2,135,194.00**	**2,116.37**	**226,185.00**	**-**	**27,898,510.00**	**2,000,550.00**	**7,442,200.00**	**5,300,999.16**	**1,304,343.44**
Closing Bal as 30th June, 2018	**227,739.15**	**4,275,998.00**	**2,444,489.65**	**7,807,559.00**	**-**	**6,370,919.00**	**4,374,055.00**	**2,583,739.00**	**6,070,331.60**	**2,882,444.91**

Funds Accounts Annual Report Fy 2017-2018

Descriptions	Emergency Fund	Lake Bogoria Community Grant	Co-operative Fund	SME Fund	Community Wildlife Conservancy Fund	Bursary Fund	Executive Mortgage Scheme	Executive Car Loan Scheme	PWds	Youth ans Women Fund
Opening Bal-1st July,2017	**473,208.45**	**1,476,494.00**	**1,860,421.08**	**3,132,480.00**	**5,366.20**	**2,712,102.00**	**400,729.00**	**14,965,824.00**	**7,644,912.10**	**6,566,605.97**
Receipts From Baringo	20,047,052.70	6,733,485.00	-	-	-	40,000,000.00	10,500,000.00	-	3,000,000.00	3,000,000.00

Funds Accounts Annual Report Fy 2017-2018										
Descriptions	**Emergency Fund**	**Lake Bogoria Community Grant**	**Co-operative Fund**	**SME Fund**	**Community Wildlife Conservancy Fund**	**Bursary Fund**	**Executive Mortgage Scheme**	**Executive Car Loan Scheme**	**PWds**	**Youth ans Women Fund**
Loan Recovery	-	-	912,910.00	5,083,849.00	-	-	2,776,151.00	7,161,950.00	-	3,799,055.41
Intrest Earned	72,340.00	26,856.00	10,442.44	-	31,931.00	-	-	-	28,956.25	6,294.38
Total Receipts	**20,592,601.15**	**8,236,835.00**	**2,783,773.52**	**8,216,329.00**	**37,297.20**	**42,712,102.00**	**13,676,880.00**	**22,127,774.00**	**10,673,868.35**	**13,371,955.76**
Less : Disbursements/ Uses	20,352,912.00	3,301,907.00	-	-	-	35,433,538.00	9,300,000.00	19,540,000.00	5,672,000.00	7,100,000.00
NHIF	-	-	-	-	-	-	-	-	1,814,000.00	-
Operations Costs	11,950.00	658,930.00	339,283.87	408,770.00	37,297.20	907,645.00	2,825.00	4,035.00	305,423.44	201,624.16
Total Expenses	**20,364,862.00**	**3,960,837.00**	**339,283.87**	**408,770.00**	**37,297.20**	**36,341,183.00**	**9,302,825.00**	**19,544,035.00**	**7,791,423.44**	**7,301,624.16**
Closing Bal As 30th June, 2018	**227,739.15**	**4,275,998.00**	**2,444,489.65**	**7,807,559.00**	**0.00**	**6,370,919.00**	**4,374,055.00**	**2,583,739.00**	**2,882,444.91**	**6,070,331.60**
							10,500,000/= Was received as transfer from Car Loan Fund	10,500,000/= Was Disbursed as transfer to Mortgage Loan Fund		

Emergency fund

During the fourth quarter, the opening was Kshs3,837,575.15 and additional interest of Kshs. 1,134.00 totaling Kshs 3,838,709.15 as receipts. The fund management disbursed Kshs3,610,800 with operation costs totaling to Kshs 170. Total account closing balance of Kshs227,739.15.

Lake Bogoria Community Grant

During the fourth quarter, the balance brought forward Kshs 256,417 and interest earned was Kshs21,290totaling to Kshs6,411,192. Operation costs was totaling to Kshs 156,842. Total disbursement was Kshs1,974,000 with operations expenditure of Kshs 2,135,194. Total Expenditure for the quarter was Kshs 156,842 and account balance of Kshs4,275,998.

Co-operative Fund

During the fourth quarter the balance brought forward Kshs2,321,723.58 and additional loan recovery of Kshs. 228,880 totaling to Kshs 2,340,186.08. and total loan recovery was Kshs114,440 The operation costs was totaling to Kshs 2,116.37 and account closing balance of Ksh 2,444,489.65.

Small and Medium Enterprise Fund

During the fourth quarter the Small and Medium Enterprise account had balance brought forward Kshs 6,399,783 and additional loan recovery of Kshs. 1,633,961 making total receipts to Kshs8,033,744. The operation cost was totaling to Kshs 226,185 and the account closing balance was Ksh. 7,807,559.

Bursary Fund

Bursary Fund account in the fourth quarter had balance brought forward Kshs 4,269,429 and a disbursement of Kshs 30 M and the operation cost of Kshs 901,980. The closing balance for review period was Ksh6,370,919.

Executive Mortgage Scheme

The Executive Mortgage Scheme Account in the fourth quarter had balance brought forward of Kshs 5,557,549 and loan recovery of Kshs817,056.00, totaling to Kshs6,374,605 as receipts. Loans that was disbursed during the period was Kshs. 2,000,000 with operation costs totaling Kshs 550 and the account balance at the closure of the quarter was Kshs4,374,055.

Executive Car Loan Scheme

The Executive Mortgage Scheme Account in the fourth quarter had balance brought forward of Kshs, 9,155,638. additional loan recovery of Ksh870,301 making total receipts to Kshs 10,025,939 and an operation expenditure of Kshs 2,200. as operation expenditure. The closing balance was Kshs 2,583,739. In the period under review.

People with Disabilities (PWDs) Fund Account

PWDs fourth quarter fund account had balance brought forward of Kshs. Account 4,157,832.10 and an interest earned of Kshs 28,956.25 making a total receipt of Kshs 4,186,788.35. The administration advance Kshs 1.3 million to the members with an operating expenditure of Kshs 4,343.44 and the closing balance over the review period was Ksh. 2,882,444.91.

Youth and Women Fund Account

During the fourth quarter under review, the Youth and Women Fund Account, had a balance brought forward of Kshs. 10,465,152.43. There were more funds received through loan recovery of Kshs. 899,883.95 and loans interests of Kshs 6,294.38. making total receipts to the fund amount to Kshs. 11,371,330.76 with a disbursement of Kshs 5,300,000 and operation cost of Kshs. 999.16. At the end of the quarter, the account balance was Kshs. 2,882,444.91.

D. Health Services

The sector plays a key role in the prevention of diseases; provision of curative and rehabilitative Services. The County has 6 Sub-counties served by a total of 201 health facilities comprising 6 hospitals, 167 primary care facilities and 29 community units.

Vision

To be attractive, resilient and competitive county in health care provision

Mission

To improve the health status of the citizen through provision of high quality, affordable and accessible health care in an equitable and professional approach

Strategic goal of the Sector

The goal for the sector is to improve the quality of life of the citizen and reduce disability from disease and early deaths.

Strategic Objectives of the department

a) To promote access to quality and affordable curative health care services
b) To deliver preventive and promotive health care services
c) To achieve efficiency in data collection, analysis and dissemination of information
d) To promote excellence in management and service delivery
e) To develop sound policy, legal and institutional framework for the sector

Expenditure trends

In 2017/18 financial year, the department was allocated Kshs 2,203,855,827 to finance both recurrent and development expenditures. Of this allocation, Kshs1, 852,339,609 and Kshs 351,516,218 was for recurrent and development expenditure respectively.

The budget was revised upwards to Kshs 2.43 Billion through the suplementary budget. The recurrent allocation decreased from Kshs1.852Billion to 1.837 Billion and development allocationincreased from Kshs 405.81M to Kshs 601.35M.

Comparatively the recurrent allocation increased from Kshs 1.818 Billion in 20162017 to Kshs. 1.837Billion in 2017/18 financial year.

In the second supplementary budget the sector received Kshs 2547,129,996 to its recurrent and development expenditure. Recurrent expenditure received an allocation of Kshs 1.952 billion while development received an allocation of Kshs 594.85M.

Recurrent expenditure during the quarter was Kshs 469.88 M showing a decrease of over Kshs. 121.96 million as compared with the same period of FY 2016/17 and the cumulative absorption rate was 100%.

The development expenditure during the quarter under review was Kshs 84 M which was lower by Kshs 93.99M as compared to the previous year. Annual Cumulative development absorption was 19% as compared to 36% in the previous year. Departmental cumulative absorption was 81% against the budget.

Table 24: Expenditure Analysis

Economic Classification	Approved supplementary Budget		2016/2017 FY-(Kshs)					Absorption Rate	2017/2018 FY- (Kshs)					Absorption Rate
	2016/17	2017/18	Q1	Q2	Q3	Q4	Cumulative		Q1	Q2	Q3	Q4	Cumulative	
Recurrent	1,830,092,281	1,952,276,632	223,397,877	523,640,643	480,003,294	591,843,773	1,818,885,588	99%	303,549,623	552,889,694	625,896,187	469,881,128	1,952,216,631	**100%**
Development	524,509,723	594,853,364	-	48,168,284	47,843,394	93,996,061	190,007,739	36%	-	8,858,784	17,261,748	84,007,882	110,128,414	**19%**
Total	**2,354,602,004**	**2,547,129,996**	**223,397,877**	**571,808,927**	**527,846,688**	**685,839,834**	**2,008,893,327**	**85%**	**303,549,623**	**561,748,478**	**643,157,935**	**553,889,010**	**2,062,345,045**	**81%**

Major achievements for the period under review

The number of health facilities supplied with medicines during the period under review were 198. These were worth Ksh. 53,310,325.

1. **Strategic objective 1. Eliminating communicable conditions**
   The HIV prevalence in Baringo County is 1.3%. The annual new adult and children HIV infections is 102 and 39 respectively, and the deaths related to AIDS were 128 among adults and 21 among the children. The PMTCT need was 282 and the mother to child transmission is12.3%.
   This is a drop in the prevalence from the 1.6% in the year 2015 with an estimated 5,586 people living with HIV (Kenya HIV Estimates, 2018).

   i) There was a training of HIV program coordinators from 7th to 9th May, 2018 at the Sovereign hotel in Kisumu. On 5th June, 2018 the KENPHIA launch took place at the Safari Park Hotel. The survey seeks to provide information on the progress of Key HIV program initiatives in HIV testing, ART care and treatment, knowledge of HIV status at population level, and progress of Elimination of Mother to Child Transmission of HIV & Syphilis as outlined in the UNAIDS 90-90-90 goals. An ART stock taking meeting was also held on 14th May, 2018 to assess the progress in the HIV program response among the Adolescents and young people both at the Counties and national levels. Opportunities and gaps were identified so as to inform the County and the National Government on the programs and strategies as well as the resource allocation for successful interventions.

   ii) Response to complains following reports of acute diarrhea on 29th April to 6th may from Kipnai, Loiwat, Tilingwa and Lodengo areas of Tiaty sub county. Over 264 cases of diarrhea were seen treated discharged. Outbreak was contained following active response by County and sub county teams.

   iii) In Mogotio sub county inspection of 826 food and non food premises was done in order to improve the standards of hygiene and ascertain food quality control and to improve revenue collection. Food handlers examined were 235 and Ksh 120,500 was collected. The result was that minimal food poisoning cases were reported and number of expired items in food premises reduced. The same activity was carried out in Baringo north sub county.

iv) In Mogotio sub county 15 schools were inspected and 6200 school children were dewormed. This was done to ensure hygiene is observed in schools and to reduce worm infestation among school going children. The same activity was carried out in Baringo north sub county

v) The nutrition sub sector has ensured children under the age of 5 receive vitamin A supplementation to reduce illness and death

2. **Strategic objective 2. Halting and reversing the rising burden of non-communicable conditions**

   A number of health workers were trained to provide essential health and clinical nutrition services for clients with non-communicable diseases like diabetes.

3. **Strategic objective 3. Reducing the burden of violence and injuries**

   i) On 25th May, 2018 a field trip was made to BOC gases share medical oxygen needs for the major hospitals since it is the company the department will partner with to provide liquid oxygen which will meet the needs for the patients especially those in the ICU.

   ii) On 14th to 18th May, 2018 there was training of 30 service providers on management of survivors of sexual violence

4. **Strategic objective 4. Minimizing exposure to health risk factors**

   i) The nutrition sub sector strengthened capacity of health facilities to adequately offer maternal nutrition and infant and young child feeding practices by availing the policy and having it displayed. Also, by availing nutrition commodities and ensuring they are well stored.

   ii) The number of building plans approved in Mogotio sub county was 16. This was to ensure that all upcoming constructions are assessed and approved as per the building code regulations.

   iii) Knowledge on good healthy practices in the community was also carried out in Mogotio sub county to improve hygiene and sanitation in the community. Nine dialogue days conducted in the 9 CUs and now all the nine CUs are reporting.

   iv) Community Led Total Sanitation (CLTS) is an innovative methodology for mobilizing communities to completely eliminate open defecation (OD). Communities are facilitated to conduct their own appraisal and analysis of open defecation and take their own actions to become open defecation free (ODF). Emphasis is put on facilitating increased awareness of current sanitation condition in the community and the associated-on health and well- being; and generating a sense of disgust resulting from open defecation. This is intended to lead to self- mobilization of the community to stop open defecation and to improve their sanitation

facilities by building and using latrines. Sanitation is central to Public health, poverty reduction and sustainable development. The constitution of Kenya 2010 identifies reasonable standards of sanitation and clean and safe water as some of the basic rights of all Kenyans.

Table showing status of Open Defecation Free (ODF)

Sub County	No. of Villages in the County	No. villages triggered	No. of villages ODF Claimed	No. of villages ODF Verified	No. of villages ODF Certified	No. of villages ODF Celebrated	Remaining villages to be ODF Claimed	Partner supporting
Baringo North	441	74	28	1	0	0	413	Afya Uzazi, World Vision
Baringo Central	342	2	0	0	0	0	342	Afya Uzazi
Marigat	332	2	1	0	0	0	331	Afya Uzazi
Tiaty	390	30	0	0	0	0	390	Fred Hollows Foundation
Mogotio	263	8	0	0	0	0	263	World vision, Afya Uzazi
Koibatek	253	0	0	0	0	0	253	
Baringo County	**2,021**	**116**	**29**	**1**	**0**	**0**	**1,992**	**Afya Uzazi, World Vision,**

Source: www.health.go.ke/clts

Strategic objective 5. Providing essential health services

Sample of the major health indicators for Baringo County:

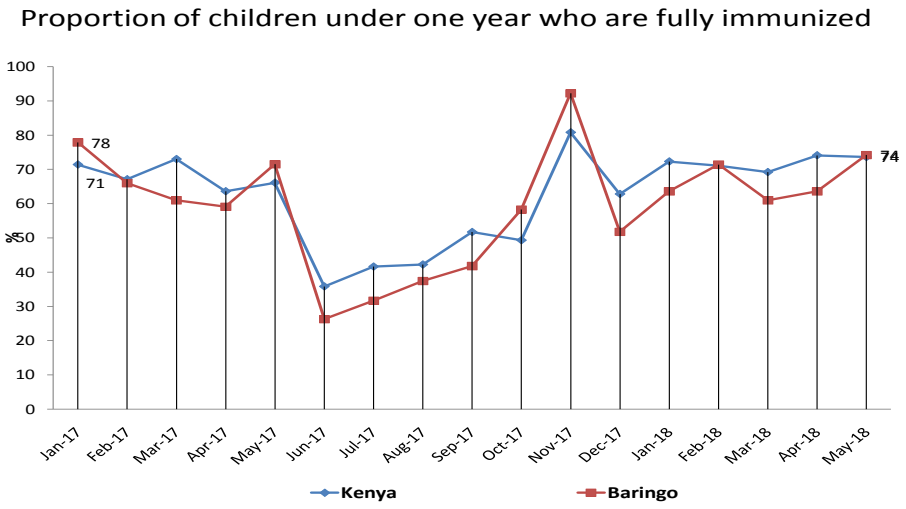

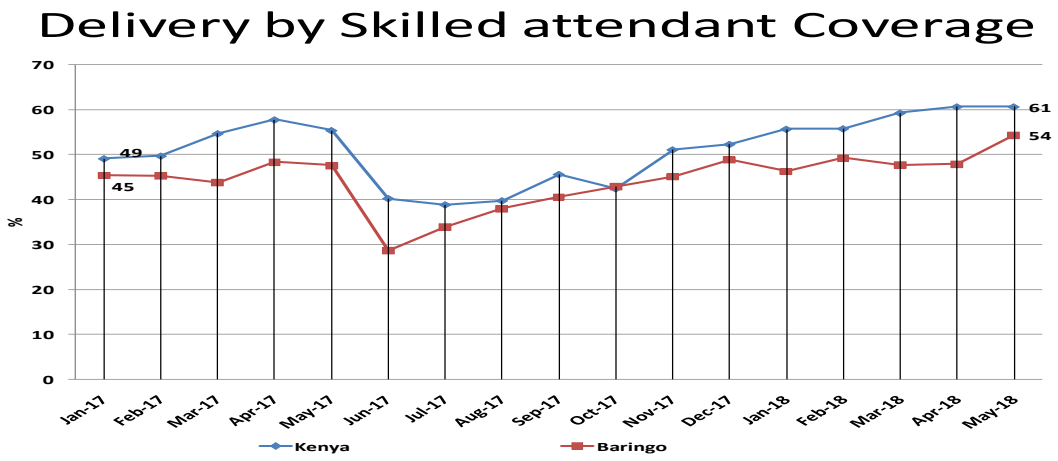

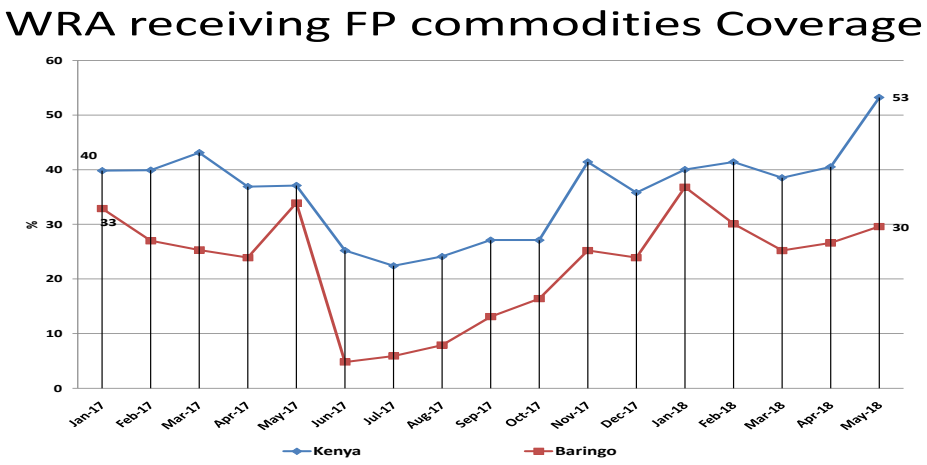

On June 12th, 2018, the department validated various human resource for health documents in preparation for launch and subsequent adoption for use. The documents included the costed Human resource for health Strategic Plan 2018-2022, the Workload Indicator for Staffing Needs (WISN), the Attraction and Retention Policy and the Succession Management Plan.

Various managers are also undergoing a leadership development program supported by the USAID funded Afya Uzazi program. This has been running from April to October 2018. The goal is to capacity build the managers with knowledge and skills on leadership. Each of the teams will be required to present a project report at the end of the six months.

5. Strategic objective 6. Strengthening collaboration with health-related sectors

i) Meetings on Malaria DQA on 14th June at Eagle palace Nakuru and Inception meeting on 18th June at Boma inn Hotel for preparedness and response to floods outreaches and cholera between CHMT, supporting partners and NMCP. DQA on Malaria implemented and recommendations put in place. Strengthening capacity for response to floods, outreaches and outbreaks

ii) Malaria vector surveillance conducted at the three sub counties (Marigat, Mogotio and Baringo North) by officers from NMCP and sub county trained officers for five days from 11th to 15th June. Status of malaria vector surveillance in our county established and targeted control measured improved

iii) Planning meeting on disaster preparedness with Kenya Red Cross Society (KRCS) and UNICEF and CHMT, aimed at reaching communities with prevention messages.

iv) Outreach services have been organized so as to improve on access and utilization of immunization services. The county Conducts monthly outreach activities through Global AIDS Vaccine Initiative, Health Systems Strengthening (GAVI HSS), World Bank, AfyaUzazi as from March 2018 distributed as follows:

Sub county	**GAVI HSS**	**WORLD BANK**	**AFYA UZAZI**
Baringo Central	16	1	10
Baringo South	14	1	6
Mogotio	14	0	6
Koibatek	20	0	0
Baringo North	16	1	8
Tiaty	40	2	0
TOTAL	**120**	**5**	**30**

v) GAVI HSS, World Bank supports Supervision to all immunizing facilities and training of health worker on kepi operational level management and micro planning. This involved immunization support supervision to health facilities in Baringo North, Baringo Central, Baringo North, Baringo South and Tiaty sub counties. Facilities visited include Tenges H/C, Timboiywo Disp, Baringo county Referral Hospital, Kabartonjo hospital, Kuikui H/C, Kaptum disp, Kimalel H/C , salawa PHC ,Loruk Disp and Nginyang H/c

vi)To strengthen immunization supply chain and logistic system, the National vaccines and immunization programme through the support of GAVI and World Bank has procured 78 refrigerators for the facilities below..

Distribution is started on 28th June 2018 and still on-going.

		GAVI and WB SUPPORT			
County	**Sub-county**	**Depot Name**	**Refrigerator model assigned**	**No. of refrigerators assigned**	
Baringo	Baringo Central	Baringo Central Kepi Store	VLS 154 SDD	4	
Baringo	Baringo North	Kabartonjo Depot	VLS 154 SDD	4	
Baringo	East Pokot	East Pokot Kepi Store	VLS 154 SDD	4	
Baringo	Koibatek	Koibatek Sub-County Depot	VLS 154 SDD	4	
Baringo	Marigat	Marigat Sub-County Depot	VLS 154 SDD	4	
Baringo	Mogotio	Mogotio Sub-County Depot	VLS 154 SDD	4	
		GAVI SUPPORT			
County	**Sub-county**	**Facility Name**	**Facility Immunizing (Yes/No)**	**Owner**	**Refrigerator model assigned**
Baringo	Baringo Central	Baringo County Refferal Hospital	Yes	MoH	VLS 200A
Baringo	Baringo Central	Cheplambus Dispensary	Yes	MoH	TCW 2000 AC
Baringo	Baringo Central	Kapkelelwa Dispensary	Yes	MoH	TCW 2000 AC
Baringo	Baringo Central	Kaplel Dispensary	Yes	MoH	TCW 2000 AC
Baringo	Baringo Central	Kaptimbor Dispensary	Yes	MoH	VLS 200A
Baringo	Baringo Central	Kasitet Dispensary	Yes	MoH	TCW 2000 AC
Baringo	Baringo Central	Mogorwa Health Centre	Yes	MoH	TCW 2000 AC
Baringo	Baringo Central	Sorok Dispensary	Yes	MoH	TCW 2000 AC
Baringo	Baringo North	Atiar Dispensary	Yes	MoH	TCW 2000 AC
Baringo	Baringo North	Bartabwa Dispensary	Yes	MoH	TCW 2000 AC
Baringo	Baringo North	Barwessa Health Centre	Yes	MoH	TCW 2000 AC
Baringo	Baringo North	Kabartonjo District Hospital	Yes	MoH	VLS 200A
Baringo	Baringo North	Kaptiony Dispensary	Yes	MoH	VLS 024 SDD
Baringo	Baringo North	Katibel Dispensary	Yes	MoH	TCW 2000 AC
Baringo	Baringo North	Keturwo Dispensary	Yes	MoH	TCW 2000 AC
Baringo	Baringo North	Kipcherere Dispensary	Yes	MoH	TCW 2000 AC
Baringo	Baringo North	Kipsaraman Dispensary	Yes	FBO	TCW 2000 AC
Baringo	Baringo North	Mormorio Dispensary	Yes	MoH	VLS 024 SDD
Baringo	Baringo North	Muchukwo Dispensary	Yes	MoH	TCW 2000 AC
Baringo	Baringo North	Poi Dispensary	Yes	MoH	TCW 2000 AC
Baringo	Baringo North	Rebeko Dispensary	Yes	MoH	TCW 15 SDD
Baringo	Baringo North	Tiloi Dispensary	Yes	MoH	VLS 024 SDD
Baringo	Baringo North	Tirimionin Dispensary	Yes	MoH	VLS 200A
Baringo	Baringo North	Tunoiwo Dispensary	Yes	MoH	TCW 15 SDD
Baringo	East Pokot	Barpello Dispensary	Yes	MoH	TCW 15 SDD

Baringo	East Pokot	Komolion Dispensary	Yes	MoH	TCW 15 SDD
Baringo	East Pokot	Kositei Dispensary	Yes	MoH	VLS 200A
Baringo	East Pokot	Lodeng'o Health Centre	Yes	FBO	TCW 15 SDD
Baringo	East Pokot	Plesian Dispensary	Yes	MoH	TCW 40 SDD
Baringo	East Pokot	Rotu Dispensary	Yes	FBO	TCW 15 SDD
Baringo	East Pokot	Tangulbei Health Centre	Yes	MoH	TCW 2000 AC
Baringo	Koibatek	Equator Health Centre	Yes	MoH	TCW 2000 AC
Baringo	Koibatek	Tinet Dispensary	Yes	MoH	TCW 2000 AC
Baringo	Marigat	Illinga'rua Dispensary	Yes	MoH	VLS 200A
Baringo	Marigat	KampiSamaki Health Centre	Yes	MoH	VLS 200A
Baringo	Marigat	Kapkuikui Dispensary	Yes	MoH	TCW 40 SDD
Baringo	Marigat	Kimalel Health Centre	Yes	MoH	VLS 200A
Baringo	Marigat	Kiserian Dispensary	Yes	FBO	TCW 40 SDD
Baringo	Marigat	Koriema Dispensary	Yes	MoH	VLS 200A
Baringo	Marigat	Loboi Dispensary	Yes	MoH	TCW 2000 AC
Baringo	Marigat	Marigat Catholic Mission	Yes	FBO	VLS 200A
Baringo	Marigat	Marigat Sub District Hospital	Yes	MoH	VLS 300A
Baringo	Marigat	Ol-Arabel Dispensary	Yes	MoH	TCW 40 SDD
Baringo	Marigat	Tinomoi Dispensary	Yes	MoH	TCW 15 SDD
Baringo	Mogotio	Emining Health Centre	Yes	MoH	VLS 200A
Baringo	Mogotio	Kabogor Dispensary	Yes	MoH	VLS 024 SDD
Baringo	Mogotio	Kamar Dispensary	Yes	MoH	TCW 15 SDD
Baringo	Mogotio	Kapkein Dispensary	Yes	MoH	TCW 2000 AC
Baringo	Mogotio	Kimngorom Dispensary	Yes	MoH	VLS 200A
Baringo	Mogotio	KimoseDispenary	Yes	MoH	VLS 200A
Baringo	Mogotio	Mogotio Catholic Dispensary	Yes	FBO	VLS 200A
Baringo	Mogotio	Ng'endalel Dispensary	Yes	MoH	VLS 024 SDD
Baringo	Mogotio	Sirwa Dispensary (Mogotio)	Yes	MoH	TCW 2000 AC
Baringo	Mogotio	Tian Dispensary	Yes	MoH	TCW 15 SDD
		THS.UC SUPPORT			
Baringo	Marigat	Kowo island disp	yes	GOK	VLS 054
Baringo	Baringo Central	Salawa PHC	yes	GOK	MK 144
Baringo	Tiaty	Akwichatis H/C	yes	GOK	VLS 054
Baringo	Tiaty	Kapunyany disp	yes	GOK	VLS 054
Baringo	Koibatek	Seguton disp	No	GOK	MK 144
Baringo	Koibatek	Kibias disp	No	GOK	MK 144
Baringo	Koibatek	Tugumoi disp	No	GOK	MK 144

Challenges

1. Low budgetary allocation to many of the programs
2. Insufficient departmental financing to human resource for health besides salaries and allowances

3. Tiaty sub county is severely understaffed due to outward transfers without any replacement, non-replacement of the individuals who decline to report to Tiaty or those lost to natural attrition, re-posting of redundant offers from other sub-Counties to Tiaty hence contributing to inefficiencies in health service delivery
4. Overdependence on implementing partners for various programs like the HIV program
5. Poor health seeking behavior and low demand for HIV testing services by members of the public
6. Some development partners have withheld support for Tiaty due to gazzettement as disturbed and dangerous
7. Lack of Reagents for testing of cholera cases for purposes of confirmation
8. Inadequate funds for active case search for cases targeted for eradication, elimination and control
9. Lack of an emergency kitty at the department for emergence response
10. Inadequate transport facilities for targeted support supervision on Vaccine preventable diseases
11. Inadequate documentation for routine nets by facilities in Tiaty (Nginyang health centre, Chemolingot hospital among others in the same sub county)
12. Irregular review meetings to discuss performance
13. Shortage of staff
14. Poor data utilization for decision makers
15. Inadequate M&E Tools
16. Poor maintenance of equipment
17. Inefficient re-imbursement from NHIF thus Marigat hospital unable to meet its financial obligations
18. Lack of specialized personnel (radiographers, physiotherapists, orthopedic technicians etc) in hospitals
19. Lack of essential equipments especially in the laboratory. This include hematology analyzer, chemistry analyzer
20. Absence of a theatres increases cost and reduces income for hospitals through referrals.
21. Delay in procurement of development projects occasioned by changing priorities at community level leading to additional measurements or change of measurements.
22. Delay among some contractors in picking up and starting the construction work.

Recommendations

1. The containers that will store commodities for nutrition require to be refurbished for use since storage space at the health facilities is inadequate
2. There is need to establish and support a robust human resource for health unit that will adequately address human resource issues like reliable data on the number and location of staff, staff in school, those who are about to retire or those who have exited from service for various reasons. This is because there is a big number of staff in the health sector with unique needs and since a huge portion of the health budget goes to salaries, these staff need to be managed for optimal utilization of human resource for health
3. There is need for more stakeholders' involvement especially advocacy and sensitization for positive health seeking behavior
4. There is also need to sensitize political leaders about the sector to avoid interference
5. There is also need to establish more ART sites and strengthen referral linkage as well as adherence to care and treatment
6. There is need to allocate funds to sub counties in order to fuel and maintain vehicles to be able to carry out various activities
7. Allocation funds towards implementation of WASH- CLTS interventions
8. Increased budgetary allocation especially to Tiaty due to the unique challenges experienced like vastness and low socio-economic status of majority of the clients seeking services at the hospital leading to low collections
9. The department to procure reagents and RDTs for emergency preparedness and response
10. The department to consider a budget line for active case search for VPD conditions to demonstrate the absence or presence of these conditions
11. To consider allocation of emergency response kitty for any eventuality
12. To department to repair all defective M/Bikes for use by officers on support supervision at the sub counties.
13. Staff sensitization on commodity management
14. Prioritization of operationalization of theatres and installation of necessary amenities like water, fencing and electricity to reduce the need for transfer of patients for caesarian sections and surgical toilets.
15. Start and complete project documentation and procurement process by end of second quarter of every financial year.
16. Contractors who delay starting projects by end of contract period to be terminated and second bidders be awarded without warnings
17. Regarding the issues of gender-based violence (GBV), The county needs to reach out to key multi-sectoral stakeholders including the police, judiciary, community, children and social services and others. They should work

towards establishing a GBV working group, jointly map the resources and gaps within the county and identify prevention and response partners for collaboration. Provision of the supplies and reporting tools would also be helpful

Annexes

HEALTH PROJECTS 2017 - 2018

Ward	Tender No		Projects Description	Approved Budget	Contract Sum	Contractor	Period Of Work	Commencement Date	Completion Date	Status
Tenges Ward	BRCG/TNR/HS/302/2017-2018	1	Proposed Erection Of Septic Tank, Incenerator And Three Door Pit Latrine At Ochii Dispensary		1,460,614.00	M/S Wenyewe K. Ltd	12 Wk	21/05/2018	13/08/2018	Contractor Yet To Report
Tirioko Ward	BRCG/TNR/127/2017-2018	2	Proposed Erection And Compl;Etion Of Dispensary, Incinerator, Pit Latrine At Korelach Dispensary	1,500,000.	4,393,679.80	M/S Reelkech Company Ltd	12 Wk	05/03/2018	31/05/2018	35% Ring Beam
Kisanana Ward	BRCG/TNR/134/2017-2018	3	Proposed Erection Of One Bed Room Staff House At Mugurin Dispensary	1,500,000.	1,589,814.80	Intransigent Enterprises Ltd	7 Wk	05/03/2018	23/04/2018	100% Completed
Mochongoi	BRCG/TNR/HS/300/2017-2018	4	Proposed Fencing And Incinerator At Mochongoi Health Center		2,384,484.40	M/S Vicar Internation Ltd	4 Wk	21/03/2018	18/06/2018	70%
Kabartonjo	BRCG/TNR/130/2017-2018	5	Proposed Erection And Completion Of Maternity Block At Kasaka Dispensary	3,000,000.	4,357,986.00	M/S/Rokip Holdings Limited	15wk	04/03/2018	25/06/2018	Mobilizing
Ilchamus Ward	BRCG/TNR/133/2017-2018	6	Erection And Completion Of Ward Block At Ilingarua Dispensary	3,000,000	5,217,419.00	M/S Koibos General Constructors Ltd	12wk	12/03/2018	06/06/2018	60% Roofing
Ilchamus Ward	BRCG/TNR/303/2017-2018	7	Proposed Erection And Completion Of Staff House At Eldume Dispensary	1,850,000	1,698,611.20	M/S Magna Construction Co.Ltd	12wk	21/03/2018	13/08/2018	70% Roofing
Perkerra	BRCH/TNR/HS/301/2017-2018	8	Proposed Erection And Completion Of Staff House And Pit Latrine At Kibias Dispensary	2,000,000.	2,000,000.00	M/S Rojan General Contractors	12wk	21/03/2018	13/08/2018	Mobilizing
Lembus	BRCG/TNR/124/2017-2018	9	Proposed Erection And Completion Of One Bed Room Staff House At Seguton Dispensary	700,000	1,610,555.60	M/S Kazuri Constractors	12 WEEKS	12/03/2018	06/06/2018	65%
Tirioko Ward	BRCG/TNR/126/2017-2018	10	Proposed Erection And Completion Of One Bed Room Staff House At Kapunyany Dispensary	1,500,000	1,865,570.40	M/S Reelkech Company Ltd	12 WEEKS	05/03/2018	31/05/2018	40% Ring Beam
Marigat	BRCG/TNR/136/2017-2018	11	Proposed Construction Of Septic Tank At Marigat Sub-County Hospital	2,500,000	2,929,468.89	M/S Zeegen Construction Company Ltd	12 WEEKS	05/03/2018	31/05/2018	Mobilizing
Eldama Ravine	BRCG/TNR/235/2017-2018	12	Proposed Erection And Completion Of Kitchen And Laudry	14,000,000	13,767,808.00	M/S Gidly Enterprises Ltd	18 WEEKS	27/05/2018	31/07/18	20%

Ward	Tender No		Projects Description	Approved Budget	Contract Sum	Contractor	Period Of Work	Commencement Date	Completion Date	Status
Kabartonjo	BRCG/TNR/299/2017-2018	13	Proposed Septic Tank And Sewer Line At Kabartonjo Sub County Hospital	3,000,000	3,415,695.40	M/S Kiplan Enterprises Co. Ltd	8 WEEKS	21/03/2018	16/07/18	45%
Mukutani	BRCG/TNR/HS/304/2017-2018	14	Proposed Erection And Completion Of Laboratory Block And Incinerator At Mukutani Dispensary	2,000,000	1,475,415.60	M/S Libenzo Co. Ltd	12wk	21/03/2018	13/08/18	30%
Kabartonjo	BRCG/TNR/131/2017-2018	15	Erection And Completion Of One Bed Room Staff House At Tiriondonin Dispensary	1,250,000	1,719,296.13	M/S Reukos Builders Company Ltd	12wk	12/03/2018	06/06/18	Mobilizing
Mogotio	BRCG/TNR/135/2017-2018	16	Proposed Erection And Completion Of Ward Block At Ngurubereti Dispensary	4,000,000	5,927,037.40	M/S Nomic Agency Ltd	16wk	12/03/2018	02/06/18	Mobilizing
Churo Amaya	BRCG/TNR/129/2017-2018	17	Proposed Erection And Completion Of Dispensary, Incinerator And Pit Latrine At Patero Dispensary	2,900,000	4,185,019.00	M/S Sawach Investment Co. Ltd	15 WEEKS	13/03/2018	13/06/18	Mobilizing
Kabartonjo	BRCG/TNR/74/2017-2018	18	Proposed Completion Of Dispensary Block At Nuregoi Dispensary		3,595,286.00	M/S Kakicha Construction Co.Ltd	12 WEEKS	15/12/2017	10/03/18	100%
Ewalel Chapchap	BRCG/TNR/122/2017-2018	19	Proposed Construction Of Maternity Block At Ngetmoi Dispensary	4,000,000.	3,646,054.00	M/S Ache General Building Constractors Ltd	11 WEEKS	15/03/2018	30/05/18	Mobilizing
Tenges Ward	BRCG/TNR/121/2017-2018	20	Proposed Erection And Completion Of Incenerator And Pit Latrine At Eitui Dispensary	5,000,000.	N/A	N/A	N/A	N/A	N/A	No Contract
Kabarnet Ward	BRCG/TNR/141/2017-2018	21	Erection And Completion Of Maternity Block At Kiboino Dispensary	2,500,000.	4,134,103.60	M/S Recafric General Supplies	12 WEEKS	12/03/2018	06/06/18	45%
Loyamorock	BRCG/TNR/125/2017-2018	22	Proposed Erection And Completion Of Dispensary , Incinerator And Pit Latrine At Ademeyon Dispensary	4,500,000.	4,185,019	M/S Pakka Investment Co. Ltd	12wk	30/04/2018	02/08/18	Yet To Start
Lembus	BRCG/TNR/123/2017-2018	23	Proposed Erection And Completion Of One Bedroom Staff House At Timboroa Health Center	1,000,000.	1,574,352	M/S Baor Enterprises Ltd	12wk	12/03/2018	06/06/18	35%
Marigat	BRCG/TNR/138/2017-2018	24	Proposed Erection And Completion Of Ward Block At Marigat Sub-County Hospital	4,000,000.	6,040,642	M/S Kipyekwei Building And Contractors	24wk	12/03/2018	27/08/18	25%
Sacho	BRCG/TNR/120/2017-2018	25	Proposed Erection And Completion Of Laboratory Block At Timboiywo Health Center	2000,000	992,055.20	M/S Baor Enterprises Ltd	12 Wk.	12/03/18	6/6/18	75%
Barwessa	BRCG/QTN/249/2017-2018	26	Proposed Erection And Completion Of Laboratory Block At Keturwo Dispensary.	1,000,000	995,590.00	M/S Keva General Building Contractors	30 Days			Mobilizing Material.

Ward	Tender No		Projects Description	Approved Budget	Contract Sum	Contractor	Period Of Work	Commencement Date	Completion Date	Status
Kabarnet Ward	BRCG/QTN/244/2017-2018	27	Proposed Fencing Works At Kipsoit Dispensary		770,936.00	M/S Salawah Metal Works And Renovation	6wk			100% Complete
Sacho	BRCG/QTN/245/2017-2018	28	Proposed Extension Of Service Block At Kapsacho Dispensary	1000,000	999,711.20	M/S Kibartu Construction And Supplies	4wk			100% Complete
	BRCG/QTN/247/2017-2018	29	Proposed Erection And Completion Of Lab Block At Toplen Dispensary	1,000,000	998,760.00	M/S Karaka Progressive Ltd	4wk			Yet To Start
Kabartonjo	BRCG/QTN/243/2017-2018	30	Proposed Fencing Works And Gate At Seremwo Dispensary	500,000	498,104.00	M/S Kiplan Enterprises Co. Ltd	8wk			100% Complete
Mogotio	BRCG/QTN/218/2017-2018	31	Proposed Installation Of Underground Cables At Mogotio Hospital		1,998,680.00	M/S Femsa Company Limited	4wk			100% Complete
Chemolingot	BRCG/QTN/246/2017-2018	32	Proposed Construction Of 3 Door Pit Latrine For Chemolingot Hospital	500,000	487,751.00	M/S Simotwo Construction Co. Ltd	4wk			100% Complete
Silale	BRCG/QTN/261/2017-2018	33	Proposed Erection And Completion Of Incinerator At Koloa Health Center		499,020.40	M/S Zapchii Constractors	4wk			100% C0mplete
Kabartonjo	BRCG/QTN/265/2017-2018	35	Installation And Radiation Of Protection Of X-Ray Equipment	500,000	497,690.00	M/S Reale Medical Center	2wk			100% Complete
Loyamorock	BRCG/QTN/416/2017-2018	36	Proposed Construction Of 1 Bedroom Staff House At Chemoril Dispensary		1,498,731.60	M/S Messis Constractors Company Ltd	12wk			Yet To Start
Mochongoi	BRCG/QTN/420/2017-2018	37	Proposed Construction Of Dispensary Block At Mbechot		2,098,579.20	M/S Diwani Holdings Ltd	12wk			Yet To Start
Silale	BRCG/QTN/414/2017-2018	38	Proposed Fencing And Gate At Nasorot Dispensary		1,595,000.00	M/S Simotwo Construction Co. Ltd	8wk			Yet To Start
Tirioko Ward	BRCG/QTN/425/2017-2018	39	Proposed Construction Of Staff House At Kongor Dispensary		1,833,356.60	M/S Nehur Investment Company Limited	7wk			Yet To Start
Mogotio	BRCG/QTN/381/2017-2018	40	Proposed Expansion Of Dispensary At Kiptoim		1,876,370.00	M/S Wangala Enterprises Ltd	12wk			Mobilizing
Mukutani	BRCG/QTN/398/2017-2018	41	Proposed Construction Of 3 Door Pit Latrine At Sirata		397,999.00	M/S Yemtech Engineering Limited	4wk			100% Complete
Mochongoi	BRCG/QTN/385/2017-2018	42	Proposed Extension Of Dispensary At Ngendalel		555,199.20	M/S Morning Light Co. Limited	4wk			Yet To Start

Ward	Tender No		Projects Description	Approved Budget	Contract Sum	Contractor	Period Of Work	Commencement Date	Completion Date	Status
	BRCG/QTN/403/2017-2018	43	Proposed Construction O Septic Tank , Drainage And Placenta Pit At Sumeiyon		989,920.80	M/S Komtai Limited	4wk			Yet To Start
Barwessa	BRCG/QTN/396/2017-2018	44	Proposed Fencing At Barwesa Health Center		695,720.00	M/S Ronjul Investment Ltd	4wk			Yet To Start
Kabarnet Ward	BRCG/QTN/395/2017-2018	45	Proposed Fencing And Completion Of Chesongo Dispensary		310,000.00	M/S Salawah Metal Works And Renovation	8wk			100% Complete
Lembus	BRCG/QTN/421/2017-2018	46	Proposed Completion Of Maternity Block At Tinet		648,462.20	M/S Starling Express (K) Ltd	4wk			100% Complete
Kapropita	BBRCG/QTN/426/2017-2018	47	Proposed Renovation At Bogorin Dispensary		999,740.20	M/S Yemtech Engineering Limited	4wk			Yet To Strat
Ribkwo	BRCG/QTN/101/2017-2018	48	Rehabilitation Of Chemolingot Hospital Water Supply		1,861,557.00	M/S Koibos General Constructors Ltd				100% Complete
Silale	BRCG/QTN/26/2017-2018	49	Renovation Of Loyeya Dispensary		411,648.00	M/S Green Twigs Enterprises	12wk			Yet To Start
Maji Mazuri	BRCG/QTN/183/2017-2018	50	Proposed Completion Of Maternity Block And Drainage Works At Mumberes Health Center		999,108.00	M/S Yatways Company Limited				100% Complete
Silale	BRCG/QTN/69/2017-2018	51	Proposed Renovation Works And Construction Of Pit Latrine At Riongo Dispensary		1,499,996.00	M/S Yemtech Engineering Limited	6wk			100% Complete
Silale	BRCG/QTN/248/2017-2018	52	Proposed Construction Of Pit Latrine At Nakoko		339,833.60	M/S Yemtech Engineering Limited	4wk			100% Complete.
Sacho	BRCG/QTN/242/2017-2018	53	Proposed Extension Of Service Block At Kapkelekwa Dispensary		998,725.00	M/S Breezeline Concept Ltd	8wk			100% Complete
Tirioko		54	Proposed Kongor Dispensary	6,200,000	-		-			PROCUREMENT
Emining		55	Chemutung Disp. Completion	2,000,000						DOCUMENTATION
Iilchamus		56	Proposed Salabani Dispensary	3,500,000						PROCUREMENT.
Mukutani		57	Proposed Mosuro Dispensary	3,500,000						PROCUREMENT
Kabarnet		58	Proposed Chesitet Laboratory	1,000,000						PROCUREMENT
Tenges		59	Cheplambus Maternity	1,000,000						PROCUREMEN

Ward	Tender No		Projects Description	Approved Budget	Contract Sum	Contractor	Period Of Work	Commencement Date	Completion Date	Status
										T
Loyamorok		60	Loruk Dispensary Renovation	1,500,000.						DOCUMENTATION

E. Department of Transport, Infrastructure and Energy

Vision

To achieve high standards in infrastructural facilities and ICT services

Mission

To provide efficient, affordable and reliable infrastructure for sustainable economic growth and development

Strategic Objectives

i. To develop rural and urban roads infrastructure for improved social and economic integration
ii. To develop ICT infrastructure, capacity and software application systems for sustainable development;
iii. To promote effective public transport and traffic management; iv. To ensure compliance to standards in public works;
v. To develop and improve access to stable, reliable and affordable energy; vi. To promote excellence in management and service delivery.
vii. To develop sound policy, legal and institutional framework for the sector.

Expenditure trends

During the current financial year 2017/18 the department was allocated Kshs629, 343,680 to finance its expenditure out of which Kshs 63,372,632 and Kshs 565,971,048 recurrent and development expenditures respectively.

The budget was revised upwards to Kshs 676.18M through the first suplementary budget. The recurrent allocation decreased from Kshs 63.37M to Kshs 61.22M and development allocation increased from Kshs 565.97M to Kshs 614.95M.

The recurrent allocation increased from Kshs56.15M in the previous financial year to 61.22M. The development budget equally increased from Kshs533, 072,238 in 2016/17 financial year to Kshs 614.95M in FY 2017/18.
In the second supplementary budget the sector received an allocation of Kshs 676.18. Recurrent alloacation was Kshs 61.22 M, while development received allocation of Kshs 614.95M.

The annual cumulative recurrent expenditure was Kshs 59.32M as compared to Kshs 46.30M in the FY 2016/17. Annual Cummulative development expenditure reduced from Kshs. 409.98M in FY 2016/17 to Kshs. 343.54M in the current financial year.

The cumulative absorption rate was 97% on recurrent expenditure and 56% on development expenditure with an overall rate being 60%.

Table 26: Expenditure Analysis

Economic Classification	Approved supplementary Budget		2016/2017 FY-(Kshs)					A
	2016/17	2017/18	Q1	Q2	Q3	Q4	Cumulative	
Recurrent	54,932,373	61,222,632	8,589,752	19,640,120	13,393,979	4,683,766	46,307,617	
Development	636,604,449	614,958,802	-	99,124,063	119,604,887	191,254,503	409,983,453	
Total	**691,536,822**	**676,181,434**	**8,589,752**	**118,764,183**	**132,998,866**	**195,938,269**	**456,291,070**	

The non-financial achievements as per annex 5

Challenges

- Lack of capacity of our contractors in terms of skills and resources.

A significant number of contractors lack the machinery to implement projects and thus end up relying on hiring the same machines which slows down the pace of projects.

- Lack of supervision vehicles.

This makes it difficult to supervise projects effectively throughout the project implementation. It also slowed down the data collection hence delaying procurement of projects.

- Lack of adequate number of personnel to carry out supervision.

The department requires more staff to carry out routine and timely supervision of projects as well as to respond to emergencies experienced especially during the rainy season.

F. Department of Agriculture, Livestock and Fisheries Development

The Agricultural Department comprises of the following four sections: Agriculture; Livestock Development; Fisheries Development; and Veterinary.

Vision:

A food secure, competitive and productive County

Mission:

To improve livelihoods through promotion of competitive agriculture, innovative research, growth of a viable cooperatives sub sector

Strategic Goal

The Strategic goal for the Department is to attain food security.

The strategic objectives of the Department are to:

a Increase productivity through facilitating access to affordable and quality inputs and Services;

b Increase market access through promotion of value addition and development of standards along the value chain;

c Reform institutions in the Department into high performing and sustainable entities that facilitate economic growth;

d Promote adoption of appropriate technologies for crops, livestock and fisheries.

e To promote excellence in service delivery vi. To develop institutional and legal framework for the sector

f vii. To Increase crop production and productivity for food security

g To Increase production and productivity in livestock for food security

h To prevent and control livestock diseases

i To promote fish production for food security

j To Enhance drought resilience and climate change adaptation

Expenditure trends

In the current financial year 2017/18, the department was allocated Kshs422, 627,414 to fund its recurrent expenditure and development. The recurrent allocation is Kshs232, 244,754 while development is Kshs190, 382,660.

The budget was revised upwards to Kshs 526.27 through the first suplementary budget. The recurrent allocation decreased from Kshs 232.24 to Kshs 230.80 and development allocation increased from Kshs 190.38M to Kshs 295.47M. The increament in development allocation was due to grants received from European Union to fund Maoi slaughterhouse and Mogotio tannery.

During the second supplementary budget the sub sectors were allocated Kshs 532. 96M.Recurrent budget was allocated Kshs.242.79M and development allocation was Kshs.290.17M.

The recurrent allocation increased by Kshs 17.93M from Kshs 224.86M in 2016/17 financial year to Kshs 242.79M in 2017/18 financial year and the development budget increased from Kshs199.48 in 2016/17 financial year to Kshs 290.17M in the FY 2017/18.

The annual cumulative recurrent expenditure was Kshs. 241.42M which was higher than what the sector spend in the same period in FY 2016/17 of Kshs. 223.43M.

Annual cumulative development expenditures was Kshs.124.09M as compared to Kshs 95.19M for the financial year 2016/17.

The annual cumulative absorption rate was 99% and 43% for recurrent and development expenditure respectively. The overall absorption rate for the sector was 69%.

Table 28: Expenditure Analysis

Economic Classification	**Approved supplementary Budget**		**2016/2017 FY-(Kshs)**					**Absorption Rate**	**2017/2018 FY- (Kshs)**					**Absorption Rate**
	2016/17	**2017/18**	**Q1**	**Q2**	**Q3**	**Q4**	**Cumulative**		**Q1**	**Q2**	**Q3**	**Q4**	**Cumulative**	
Recurrent	224,861,191	242,791,838	31,913,037	62,418,143	40,519,472	88,588,852	223,439,503	99%	34,261,468	102,949,418	72,625,854	31,587,680	241,424,420	99%
Development	199,480,888	290,176,403	5,542,603	26,726,532	26,774,995	36,146,540	95,190,670	48%	-	33,408,205	17,178,218	73,513,018	124,099,441	43%
Total	**424,342,079**	**532,968,241**	**37,455,640**	**89,144,675**	**67,294,467**	**124,735,392**	**318,630,173**	**75%**	**34,261,468**	**136,357,623**	**89,804,072**	**105,100,698**	**365,523,861**	**69%**

Project Implementation Status

Program	Projects	Location of the Project	Quarter Targets	Achieved Outputs (Physical progress based on outputs)	Percentage of cumulative achievement	Outcomes (outcomes and impacts since project commencement)	Action Plan
1) Crop Production and Management	Support for newly established irrigation schemes (purchase of seeds, fertilizers and chemicals) Kshs.800,000	Baringo South, Baringo North & Mogotio	Inputs supplied and distributed to sub counties	Inputs suppled	100%	Project objective; stimulate agricultural production	Farm inputs already delivered and distributed to sub counties. (NPK 23:23:0 -20 bags, CAN 20 bags, cowpeas -200Kgs, green grams – 200Kgs Onions-8Kgs Beans-500Kgs Chemicals; Ridomil-5Kgs Milthane-5Kgs Dudutrhrin-5 litres Marshals -5 litres)
2) Crop Production and Management	Farm irrigation systems- charaike irrigation scheme Kshs.3,000,000	Eldama Ravine	Contactor is laying lateral pipes	Site handed over to contractor on 25th June,2018	30%	Project objective; Spur agricultural production through irrigation	Farmers to be trained on crop production once the contractor has complete works on the scheme.
3) Crop Production and Management	Pyrethrum development Kshs.300,000	Eldama Ravine	Farmers trained on crop agronomic practices. Pyrethrum cuttings supplied and distributed.	Supply, 5 tons delivered out of 30 tons, Balance of seeds to be delivered once payment has been made	80%	Objective is to revive pyrethrum production by increasing access to clean planting materials.	The remaining balance of 25 tons is to be supplied after payment has been made to pyrethrum company of Kenya
4) Crop Production and Management	Groundnuts value addition promotion Kshs.500,000	B. North, B. Central, B. South	Quotations raised and awarded.	Quotation forwarded to procurement office, yet to be awarded. 30% complete	20%	Project to support micro-value addition by supplying ground nut sheller, peanut maker and drier	Quotation forwarded to procurement office. Supply of ground nut sheller, peanut maker and drier to be done once awarded
5) Crop Production and Management	Purchase of Batian coffee seedlings- Purchase of farm inputs - Kshs.6,000,000	Baringo Central, B.North, B.South ,Mogotio and Eldama Ravine	Seedlings delivered and distributed to farmers	90,000 coffee seedlings delivered and distributed to farmers	90%	Objective; increase acreage under coffee.	Beneficiaries -223 Male 20 females. Balance of coffee seedlings 41,673 to be delivered soon once rains resume.

6) Crop Production and Management	Strengthening of extension project (purchase of extension training materials) Kshs.769,283	Baringo Central, B.North, B.South ,Mogotio , Eldama Ravine and Tiaty	Extensions equipment supplied and issued to used department	Supply, 1 laptop,1 printer and GIS equipment purchased and delivered,	100%	Increased farmers coverage through technology	The extension equipment supplied used at County office in project designs by engineering department in development of designs and BQs
7) Crop Production and Management	Ground nuts promotion (purchase of ground nuts seeds) KShs.750,753	B. North, B. South, B. Central	Cheplambus co-operative society trained on crop agronomy and issued with seed	250 Kgs delivered to Cheplambus Co-operative society	100%	Improved crop productivity	Cheplambus co-operative society trained on crop agronomy and issued with seed
8) Crop Production and Management	Cotton promotion (Purchase of hybrid Cotton seeds) Kshs.200,000	B. North, B. Central	Farmers trained and issued with cotton seed	Supply, 50Kg of hybrid seeds supplied.	100%	Improved crop productivity	50 farmers benefitted from certified cotton seeds in Barwesa ward
9) Crop Production and Management	Soil fertility management Kshs.400,000	Baringo Central, B.North, B.South ,Mogotio , Eldama Ravine and Tiaty	Funds wired to KALRO and soil analysis report finalized	(Consultancy/Study) Funds wired to KALRO account, soil analysis report being finalized by KALRO soil survey office	80%	Farmers choose fertilizers from informed point	Report to advice farmers on farm-input use (fertilizer usage)
10) Crop Production and Management	Creation of productive assets by households (farm ponds and negrims constructed establishment of kitchen gardening, etc) Kshs.2,300,000	Tiaty	Tender awarded ,10 water tanks, 10 pond liners and 10 money maker pumps delivered	10 water tanks, 10 pond liners and 10 money maker pumps delivered	90%	Improved household resilience in terms of food security	A team has been set to assess the work done before payment is made10 water tanks 1,000 litre capacity, 10 pond liners 1000M sq. and 10 money maker water pumps supplied to benefit 10 households

11) Crop Production and Management	Coffee improvement scheme (rehabilitation of 2 coffee factories) Kshs.2,400,000	B. Central, B. North, Koibatek B.South	Rehabilitation of coffee factory completed	Rehabilitation of Moinget coffee factory. 100% complete	100%	Primary processing of coffee improved	Rehabilitation of coffee factory completed and handed to coffee farmers
12) Crop Production and Management	Purchase of solar driers Kshs. 300,000	Baringo Central, B.North, B.South ,Mogotio , Eldama Ravine and Tiaty	36 solar driers delivered and distributed to groups	36 pieces supplied, distribution yet to be made	90%	Energy conservation	Objective to promote energy conservation 36 groups to benefit from solar driers
13) Farmers Training College	Construction of six door toilet Kshs.1,000,0000	ATC Koibatek	Quotation awarded and works in progress	Works, Quotation awarded, work is progress	30%	Improved training conditions	Once the project is complete its expected to improve training conditions at ATC
14) Farmers Training College	Completion of 13 rooms at ATC hostels Kshs. 2,444,871	ATC Koibatek	Quotation awarded and works in progress	-works ongoing, hacking and walling	40%	Improved training conditions	Once the project is complete its expected to improve training conditions at ATC
15) Farmers Training College	Construction of zero grazing unit Kshs. 1,500,000	ATC Koibatek	Zero grazing unit completed	Works, Quotation awarded, project is 100% complete	100%	Improved training conditions	Improve training conditions at ATC A team of engineers to visit the site and access the value of works done before payment is made
16)Farmers Training College	Purchase of 1 Baler Kshs.2,250,000	ATC Koibatek	Quotation awarded and supplied	Supply, Quotation stage, project yet to be awarded	20%	Improved training conditions	Objective- Improve training conditions at ATC Delay in award of project attributed to supplementary budget
17) Farmers Training College	Purchase of hay rakes Kshs.540,000	ATC Koibatek	Project awarded and supplied	Supply, At quotation stage project yet to be awarded	20%	Improved farmers training site	Improve training conditions at ATC. Delay in award of project attributed to supplementary budget

18) Crop production and management	Purchase of hermetic bags Kshs. 1,300,000	Baringo Central, B.North, B.South ,Mogotio , Eldama Ravine and Tiaty	Tender awarded and supplied	1700 hermetic bags and 12 metallic silos supplied and distrusted to sub counties	100%	Reduced post-harvest losses	Objective is to reduce post- harvest losses 12 silos, 1000 hermatic bags supplied. Distribution to sub counties B.Central -2 silos per sub county, 180 hermatic bags B.North-hermatic bags- 150 E/Ravine-250 haermatic bags Mogotio- 100
19) Farmers Training College	Completion of borehole and construction of storage tank-water harvesting at ATC. Kshs.1,000,000	ATC Koibatek	Quotation awarded, works in progress	Pipes already supplied, Quotation awarded.	40%	Improve farmer training conditions	Improve farmer training conditions at ATC
20) Crop Production and Management	Completion of Kewangoi maize store. Kshs.4,800,000	Eldama Ravine	Works in progress	Notice of contract termination written to contractor. Tripartite meeting done where the contract was cancelled. Procurement office to retender for the remaining works of the project	20%	Reduced post-harvest loss	Objective is to reduce post- harvest losses Notice of contract termination written to contractor. Tripartite meeting done where the contract was cancelled. Procurement office to retender for the remaining works of the project
21) Farmers Training College	Construction of ATC guest house	ATC Koibatek	Works in progress	Works, The ground floor is complete, frame work for the slab is ongoing for the 1st floor.	15%	Improved ATC training conditions	Objective- Improve training conditions at ATC

a. **Comment on value-for-money achievements**
-Projects under Ward development fund are sometimes underestimated hence making the project roll over due to inadequate funds allocation, the projects to be appraised in advance by relevant technical officers before allocating the funds

b. List the implementation challenges and recommended way forward.
-Release of funds to suppliers and contractors has been slow affecting service delivery especially on the prompt completion of projects, treasury to release funds on time to avoid back log of projects
- Most contractors lack the capacity and delay project implementation; proper appraisal should be done before awarding the contracts.
- Slow pace in development of BQ and award of tenders, treasury to allow departments to outsource BQ development, more personnel to be recruited.

Livestock Development Sub Sector

Quarterly Monitoring Fourth Quarter 2017-18							
Program	**Projects**	**Location of the Project**	**Quarter Targets**	**Achieved Outputs (Physical progress based on outputs)**	**Percentage of cumulative achievement**	**Outcomes (outcomes and impacts since project commencement)**	**Action Plan**
2013-14							
1) Livestock development program	Construction and Rehabilitation of Sale yards	19 sale yards across all the sub counties	19	19 Sale yards constructed and Rehabilitated	100%	Increased access to markets and enhanced cess collection by the county	Continued modernization of the sale yards across all the sub counties

	2014-15						
	Livestock development program Sub programs 1. Purchase and Installation of Milk coolers in Koibatek and Cooler House in Baringo North	Baringo North(Baringo Mosop Dairies) and Baringo South (Tuyobei Coop.)	Sabatia cooler installed and commissioned Cooler House in Baringo North construction	3 cooperatives societies benefitted from installation of milk coolers	100%	3 milk coolers installed.	All farmers to channel their milk into coop. societies in their locality
	2. Construction / Rehabilitation of Sale yards in Soi Mining, Maji Moto and Kimalel	Eldama Ravine and Mogotio and Marigat Wards	Soi Mining and Maji moto sale yard & Kimalel construction	Soi Mining and Maji moto sale yard complete Kimalel pavilion in progress	100%	Improves livestock sales and cess collection	The county to structure the way livestock are sold.(Organized mkts)
	3. Purchase and distribution of Pasture seeds	Countywide	5000 kgs of seeds	5000kgs of pasture seeds distributed	100%	Increased in forage and pasture conservation	Pasture and forage bulking so as to reduces effects of drought
	4. Livestock Upgrading program (Sahiwal Bulls, galla bucks, Dorper Rams and Cockerels)	County wide	19 Bulls, 210 Dorper Rams, 210 Galla Bucks and 4900 cockerels	19 Bulls, 210 Dorper Rams, 210 Galla Bucks and 4900 cockerels distributed	100%	Improves livestock breeds, carcass weights and market prices	Encourage continuous livestock improvement and upgrading among farmers

	5. Bee Keeping development - Completion of Kapkuikui Honey refinery	Baringo South (Mochongoi ward)	One Honey refinery to be completed	Tender could not be awarded for completion works because the national government is yet to clear with the initial contractor.	95%	Value addition of Honey	Encourage bulking , Branding , Packaging and Processing of Honey
2015-2016							
1.	**F/Y2015/2016 Flagship Project** Sub programs Construction of Milk Processing plant in Koibatek	Eldama Ravine	One milk processing plant constructed.	One milk processing plant under construction (Phased Project)	65% of the main building.	Improved handling of milk and assist in value addition	Farmers are encouraged to buy shares in the plant for sustainability
2.	**Livestock Development Programs Sub programs** Food security project - Purchase of 1,000 kgs pasture seeds	Pasture seeds county wide	1700kgs of seed purchased & issued.	1700kgs of seed issued and Hay store in progress.	100 %	Improves pasture conservation and forage availability	Introduction of Farmers Field schools

3.	Construction and Rehabilitation of Sale yards (Chepngeret, Barwesa and Kimalel)	Tiaty, Tirioko Ward, Barwesa Ward and Marigat	The sale yard in Chepngeret, Barwesa and Kimalel pavilion constructed	The sale yard in Chepngeret, Barwesa and Kimalel pavilion constructed	100%	Improved livestock sales	Structured Livestock marketing system
4.	Purchase and installation of Milk cooler in Mogotio and Baringo South	Mogotio and Mochongoi wards	2 Milk coolers installed	2 Milk coolers installed	100%	Improves Milk handling and quality control	Value addition of Milk
5.	Livestock Extension (Purchase of motorcycles for extension)	Countywide	2 motorcycles purchased	2 motorcycles delivered	100 %	100% complete Improved extension services	Increased extension coverage for improved farming all year across
6.	Apiculture Promotion and development - Purchase and distribution of Beehives	Countywide	570 Bee hives distributed	570 Bee hives distributed	100%	Increased Honey production	Encourage Honey processing and branding for higher markets
7.	Poultry Development - Purchase and Distribution of Hatcheries	Countywide	10,000 day old chicks distributed	10,000 day old chicks distributed	100 %	Improved the quality of Local poultry	Promote Poultry farming as an alternatives source of Livelihoods
2016-2017							

1.	Construction of gate in Kimalel goat auction	Marigat ward	Gate construction in Kimalel sale yard	Gate construction in Kimalel sale yard complete.	100%	Improved flow of animals during sale	Structured marketing of Livestock
2.	Procurement and distribution of pasture seeds.	County wide	1700 kgs of pasture seeds to be issued	1700 kgs of pasture seeds already supplied & issued to farmers	100%	Improved pasture availability and conservation	Bulking of Livestock feed and storage
3.	Procurement and distribution of beehives, accessories and packaging materials.	County wide	Assorted bee keeping/ handling equipments to be issued	Assorted bee keeping/ handling equipments to be issued Bee hives supplied.	100%	Improved Handling of Bees	Bulking, Processing and branding of Baringo Honey
4.	Procurement of E-extension equipment.	County wide	E- extension materials to be procured	E- extension materials to be procured.	100%	Improved extension services.	Improve service delivery to farmers.
5.	Construction of 1 sale yard at Koitebes	Mogotio / Emining ward	One sale yard constructed at Koitebes	One sale yard constructed at Koitebes Sale yard complete.	100%	Improved sales of Livestock	Create structured marketing systems for livestock
6.	Procurement and distribution of 15,000 day old chicks for poultry upgrading.	Countywide	15,000 day old chicks to be issued	15,000 day old chicks to be issued Chicks supplied	100%	Improved Breed for local poultry	Provide alternative source of Livelihood

7.	Support farmers on construction of a milk processing plant	Eldama Ravine	One Milk processing plant to be constructed	One Milk processing plant to be constructed Phased project(at roofing stage)	65% of main building.	Improved bulking and value addition of Milk.	Encourage dairy farmers to buy shares in the Plant.
8.	Counter funding for EU IDEAS project.	County wide	Co funding proposal	Co funding proposal approved. Consultant paid for feasibility done Revised Architectural designs already done. Grant of 66M for project from EU approved to complete MAOI slaughter house.	40%	Enhanced networking and collaboration	Encourage PPP co funding and implementation of projects
2017-2018							
1.	**F/Y2017/2018 Flagship Project** Sub programs Construction of Milk Processing plant in Koibatek	Eldama Ravine	One milk processing plant under construction	One milk processing plant under construction (Phased Project.)	65% of main building complete.	Improved bulking of milk and value addition.	Main building at roofing stage.

2.	**Livestock Development Programs Sub programs** Food security project - Purchase of 2,347 kgs pasture seeds	Pasture seeds county wide	Kgs of seed to be purchased & issued.	2,347kgs of seed to be purchased & issued.	70%	Increased acreage under pastures.	Already 1000kgs of seed supplied and distributed. Awaiting supply of balance of 1,347kgs
3.	Rehabilitation of 2 Sale yards	Baringo South and Mogotio.	No of sale yards rehabilitated	2 sale yards rehabilitated	70%	Increased marketing of livestock and livestock products.	Emining sale yard repair complete and Marigat sale yard ongoing(contractor on site)
4.	Livestock E-Extension	Countywide	Livestock E-Extension Equipment Installed	2 laptops purchased.	100%	Improved service delivery to the farmers.	Laptops purchased and in use.
5.	Apiculture Promotion and development - Purchase and distribution of Beehives & Accessories	Countywide	No of Bee hives and accessories purchased and distributed	250 Bee hives, assorted accessories and capacity building.	60%	Increased quality and quantity honey production.	Awaiting delivery from supplier.
6.	Poultry Development - Purchase and Distribution of Hatcheries	Countywide	No. Of day old chicks procured & distributed.	40,000 day old chicks procured & distributed.	60%	Increased quality and quantity of poultry products	Awaiting delivery from supplier.

9.	Procurement of 1 tractor and implements for pasture development in Barwesa ward	County wide	No of tractor and implements purchased for Barwesa ward.	I tractor and implements purchased for Barwesa ward.	60%	Improved farm mechanization.	Awaiting tractor registration and delivery.
10.	Purchase of in calf heifers(dairy cows)	Lembus ward	No of in calf heifers purchased.	16 in calf heifers purchased and distributed to farmers.	60%	Increased production of quality and quantity milk.	Awaiting delivery from supplier.
11.	Counter funding for ASDSP project.	County wide	Co funding	Co funding.	60%	Improved capacity of the farmers in agricultural production.	A/C for project opened. Amount rolled over.

c. Comment on value-for-money achievements

-Projects under ward development fund are sometimes underestimated hence making the project roll over due to inadequate funds allocation

d. List the implementation challenges and recommended way forward.

-The e procurement system was not fully operational by the beginning of the quarter making it difficult for smooth running of the procurement process .

Veterinary sub sector

Quarterly Monitoring 4th Quarter 2017-18

Program	Projects	Location of the Project	Quarter Targets	Achieved Outputs (Physical progress based on outputs)	Percentage of cumulative achievement	Outcomes (outcomes and impacts since project commencement)	Action Plan
		2013-14					
1) Livestock development program	Construction and Rehabilitation of cattle dips	0 cattle dips across all the sub counties 7 cattle dips across all the sub counties	0 7	cattle dips constructed and Rehabilitated	1-50% 50 - 100%	Effective control of vectors and vector borne livestock diseases.	Continued modernization of the cattle dips across all the sub counties
2) Livestock development program	Construction and Rehabilitation of Slaughter Houses(phased projects)	5 Slaughter Houses across sub counties	5	Slaughter Houses constructed and Rehabilitated	88%	Human and Animal Health safequarded	Continued modernization of Slaughter Houses and Slaughter Slabs across all the sub counties
3) Livestock development program	Purchase and distribution of AI Kits ,LN2 , , Bull Semen and,Breeding Bulls	26 A.I Kits , 936 litres LN2 , 1076 doses of bull semen and 7 Breeding Bulls	26 , 936 1076 and 7 repectively	A.I. Providers empowered	100%	Effective genetic improvement	continued empowerement of providers to increase our genetic pool and encourage use of Technology.
4) Livestock development program	Livestock vaccination programs	1400 doses of FMD , 33000 doses of CCPP	1400 and 33000 doses respectively	Livestock Immunized	100%	Livestock diseases controlled	continued provision of vaccines to control livestock diseases.
		2014-15					

	Construction and Rehabilitation of cattle dips	3cattle dips across all the sub counties 10 cattle dips across all the sub counties	3 10	cattle dips constructed and Rehabilitated	1-50% 50-100%	Effective control of vectors and vector borne livestock diseases.	Continued modernization of cattle dips across all the sub counties
2)Livestock development program	Construction and Rehabilitation of Slaughter Houses(phased projects)	5 Slaughter Houses across sub counties	5	Slaughter Houses constructed and Rehabilitated	88%	Human and Animal Health safequarded	Continued modernization of Slaughter Houses and Slaughter Slabs across all the sub counties
3)Livestock development program (4.)Livestock development program	Purchase and distribution of ,LN2 and Bull Semen purchase and distribution of vaccines	300 litres LN2 , 300 doses of bull semen 18400 doses of FMD and 90,000 doses of BQ	3000litres of LN2 and 3000 doss o bull semen 18400 doses of FMD and 90,000 doses of BQ	A.I. Providers empowered livestock of immunized	100% 100%	Effective genetic improvement livestock diseases controled	continued empowerement of providers to increase our genetic pool and encourage use of Technologycontinued provision of vaccines to control livestock diseases.
2015-2016							
8.	**F/Y2015/2016 Flagship Project** Sub programs Construction of of two	Barwess and loruk	Two Slaugther Houses constructed.	Two Slaugther Houses UNDER construction.(PHASED)	85%	Human and animal Health safequarded	Continued modernization of Slaughter Houses and Slaughter Slabs across all the sub counties

	Slaughter Houses in Barwessa and loruk						
9.	Construction and Rehabilitation of cattle dips	8 cattle dips across all the sub counties. 7 cattle dips across all the sub counties	8 7	cattle dips constructed and Rehabilitated	1 -50% 50 -100%	effective control of vector and vector borne livestock diseases	Continued modernization of cattle dips across all the sub counties
2) Livestock development program	Construction and Rehabilitation of Slaughter Houses(phased projects)	3 Slaughter Houses across sub counties	3	Slaughter Houses constructed and Rehabilitated	85%	Human and Animal Health safequarded	Continued modernization of Slaughter Houses and Slaughter Slabs across all the sub counties
3)Livestock development program	Purchase and distribution of ,LN2 and Bull Semen	300 litres LN2 , 300 doses of bull semen	3000litres of LN2 and 3000 doss o bull semen	A.I. Providers empowered	100%	Effective genetic improvement	continued empowerement of providers to increase our genetic pool and encourage use of Technology.
(4)Livestock development program	Purchase and distribution of vaccines	-14,000 Doses of PPR	-14,000 Doses of PPR	Livestock immunized	100%	control of livestock diseases	continued provision of vaccines to control Livestock diseases.
2016-2017							
12.	Construction and Rehabilitation of cattle dips	14cattle dips across all the sub counties. 11 cattle dips across all the sub	14 11	cattle dips constructed and Rehabilitated	1-50 % 50-100%	effective control of vectorS and vector borne livestock diseases	Continued modernization of cattle dips across all the sub counties

		counties					
2) Livestock development program	Construction and Rehabilitation of Slaughter Houses(phased projects)	4 Slaughter Houses across sub counties	4	Slaughter Houses constructed and Rehabilitated	88%	Human and Animal Health safequarded	Continued modernization of Slaughter Houses and Slaughter Slabs across all the sub counties
3)Livestock development program	Purchase and distribution of ,LN2 and Bull Semen	-	-	-	-	-	-
(4)Livestock development program	Purchase and distribution of vaccines	-2,000 Doses of FMD	-2,000 Doses of FMD	Livestock immunized	100%	control of livestock diseases	continued provision of vaccines to control Livestock diseases.
2017-2018							
13.	Construction and Rehabilitation of cattle dips	14cattle dips across all the sub counties. 11 cattle dips across all the sub counties	19 13	cattle dips constructed and Rehabilitated	1-50 % 50-100%	effective control of vectorS and vector borne livestock diseases	Continued modernization of cattle dips across all the sub counties
14.	1)Livestock development program	Purchase and distribution of ,LN2 and Bull Semen	-	-	-	-	-

2) Livestock development program	Construction and Rehabilitation of Slaughter Houses(phased projects)	4 Slaughter Houses across sub counties	4	Slaughter Houses constructed and Rehabilitated	88%	Human and Animal Health safequarded	Continued modernization of Slaughter Houses and Slaughter Slabs across all the sub counties
(4)Livestock development program	Purchase and distribution of vaccines	-1300 Doses of LSD, -3500 of FMD	1300 Doses of LSD, -3500 of FMD.	Livestock immunized	100% 100%	control of livestock diseases	continued provision of vaccines to control Livestock diseases.

G. Education and ICT Sector

The department consists of three (3) sections, namely Vocational Education & training (VET), Information Communication Technology (ICT) and Early Childhood Development Education (ECDE).

Vision

A globally competitive education training, research and innovation for sustainable development

Mission

To provide, promote and coordinate quality education and training, integration of science, technology and innovation in sustainable socioeconomic development process.

Mandate

To provide funds required for the development of the necessary infrastructure for the institutions of basic education and training used for conducting preliminary education, childcare facilities home craft centres and Vocational Training Centres.

Strategic Objectives

a) Recruit, induct and train ECDE teachers and youth polytechnic instructors
b) Ensure modernization of public service by introduction of modern technology and innovative procedures and systems to improve service delivery.
c) Development of county communication capacity and infrastructure
d) Promotion of E-government services in the county.
e) To identify and nature talent and promote innovation.
f) Prepare bills, policies and regulations.
g) Sensitize the public on gender and disability mainstreaming, access to education, environmental issues, and health and safety issues.
h) Promote access, equity, quality and relevant training in youth polytechnic, ECDE and ICT
i) Promote integrity, transparency and good governance.

Expenditure trends

In the current financial year 2017/18 the department was allocated Kshs 597.75 M to fund its recurrent expenditure and development. The recurrent was Kshs 293.21M while development expenditure was Kshs 304.54M.

The budget was revised downwards to Kshs 588.35M through the first supplementary budget. The recurrent allocation decreased from Kshs 293.21M

to Kshs 286.39M and development allocation decreased from Kshs 304.54M to Kshs 301.95M.

The recurrent allocation increased by Kshs. 0.03M from Kshs 286.42M in 2016/17 financial year to Kshs 286.39M in 2017/18 financial year and development budget increased from Kshs 237.78M in 2016/17 financial year to Kshs301.95M in 2017/18.

In the second supplementary budget the sub sector was allocated Kshs 592.85M, with recurrent getting an allocation of Kshs 296.39 and development allocation of Kshs. 296.45M.

The recurrent expenditure in the period under review was Kshs 118.01M which was lower by Kshs. 31.67M as compared to the previous quarter of the FY 2016/17. The cumulative absorption rate for recurrent expenditure was 100% higher than the previous of FY 2016/17. Annual Cumulative development expenditures was Kshs.119.74M as compared to Kshs 183.56 M for the financial year 2016/17.

The cumulative absorption rate was 100% and 40% for recurrent and development expenditure respectively. The overall absorption rate for the department was 70%.

Table 34 Expenditure Analysis

Economic Classification	**Approved supplementary Budget**		**2016/2017 FY-(Kshs)**					**Absorption Rate**	**2017/2018 FY- (Kshs)**					**Absorption Rate**
	2016/17	**2017/18**	**Q1**	**Q2**	**Q3**	**Q4**	**Cumulative**		**Q1**	**Q2**	**Q3**	**Q4**	**Cumulative**	
Recurrent	274,774,281	296,399,784	37,162,901	66,986,180	64,714,866	86,349,162	**255,213,109**	93%	47,149,324	98,717,850	32,504,489	118,019,129	**296,390,793**	**100%**
Development	251,047,337	296,450,478	5,593,751	67,622,439	49,808,257	60,538,491	**183,562,938**	73%	-	15,400,338	16,748,524	87,599,792	**119,748,654**	**40%**
Total	**525,821,618**	**592,850,262**	**42,756,652**	**134,608,619**	**114,523,123**	**146,887,653**	**438,776,047**	**83%**	**47,149,324**	**114,118,188**	**49,253,013**	**205,618,921**	**416,139,447**	**70%**

1. Vocational Achievements 4th Quarter (April-June 2018)

No	Program	Objectives	Target for the FY 2017/2018	Activities 4th Quarter Target	Achievements 4rd Quarter	Remarks
1.	Infrastructure development	Improve youth skills and training	- Construction of an hostel with sewer at Maji-Moto VTC - Construction of a workshop at Sisimwo VTC - Construction of a workshop at Sigowet, Chepturu, Kabarak & Tangulbei VTC - Fencing of Kipkimbirwo VTC - Construction of septic tank at Baringo & Kituro VTC	- Inspection of ongoing and completed projects - Processing of payments for inspected projects - Signing of contracts and handing over of Sigowet , Chepturu, Kabarak and Tangulbei sites. - Awarding of Kipkimbirwo project	- Signed contracts and Handed over Maji Moto, Sisimwo, Baringo and Kituro Projects - Inspected Maji moto and Sisimwo projects. - Partly paid for inspected projects. - Maji moto project completed	Ongoing
			- Equip the following VTC: Kabimoi, Kabartonjo, Maji Moto, Marigat, Tugumoi, Muguyuni, and Kapkwang.	- Re –tender of supplies through quotation - Evaluation and analysis of quotations - Issuing of LPOs	- Refined and cleaned requisitions from benefitting VTC so as to meet current training demands.	
2.	Sensitization and Awareness	To create awareness leading to an increase in enrolment in VTCs and utilization of developed infrastructure	- Carry out publicity for new VTCs	- Hold barazaas and publicity forums.	- 50 trainees enrolled in various VTCs courtesy of Baringo Central MP and women rep offices.	
3.	Quality Assurance and	To promote quality and	- Ensure registration of	- Follow up registration of VTCs	- 3 VTCs registered by TVT and 1 by KNEC	Consultation with national government is

No	Program	Objectives	Target for the FY 2017/2018	Activities 4th Quarter Target	Achievements 4rd Quarter	Remarks
	Standards	relevant training	VTCs with TVETA	woth TVET and KNEC and NITA	and 1 by NITA	on going
			- Ensure quality training in VTC	- Supervision of curriculum implementation	- 3 vocational training centres supervised	- Continuous Process

2. ECDE Achievements 4th Quarter (April-June 2018)

No	Program	Objectives	Target for the FY 2017/2018	Activities 4TH Quarter Target	Achievements 4RD Quarter	Remarks
1.	Infrastructure development	To improve education	- Construct 113 ECDE classrooms	- Inspection of ongoing and completed projects - Processing of payments for inspected projects	- Signing of contracts and handing over of 54 ECDE classrooms	Continuous process
			- Equipping of 2014/15 EDCE classrooms	- Inspection and supervision of furniture	- 87 sets of ECDE furniture completed and paid for	On going
2.	Sensitization and Awareness	To increase access, attendance, retention and completion	- Carry out ECDE teacher's meetings in wards. - Enrollment at Baringo County Lelian College	- Preparation of brochures for Lelian college and publicity campaign.	- ECDE coordinators capacity built on new curriculum	On going
3.	Quality Assurance and Standards	To promote quality and relevant training	- Ensure quality training in ECDE	- Supervision of teaching in ECDE centres	- 154 ECDE centres visited by coordinators	- Continuous process

Special Programmes (Bursary) Achievements 4th QUARTER (APRIL-JUNE 2018)

No	Program	Objectives	Target for the FY 2017/2018	Activities 4th Quarter Target	Achievements 3rd Quarter	Remarks
1.	Bursary	To assist needy, orphans and vulnerable students in the county.	- Disburse Ksh 30 million for High Schools, vocational trainees and ECDE teachers undergoing Certificate and Diploma Courses	- Preparation of cheques - Distribution of cheques to benefitting schools. - Collection and receiving of receipts and acknowledgements. - Correction of erred cheques -	- Merged students per school per sub-county - Received pending lists of beneficiaries - Cleaned beneficiaries list	

H. Department of Water and Irrigation

The department comprises of the following sections: water, irrigation, related research, and development. The department of Water and Irrigation is mandated with the responsibility of water resource development for irrigation and to enhance access to clean and affordable water services

Vision

Provision of adequate, affordable, reliable water services for human, livestock and water for Irrigation to foster economic growth for Baringo County Residents

Mission

To provide adequate water for Irrigation and, efficient, adequate, and sustainable water services to all county residents and livestock by the year 2030 through continuous improvement, expansion of Water Supplies and provision of good quality water.

Department Objectives-

a) To rehabilitate and improve existing water supply systems to optimize operations and enhance water service delivery
b) To increase coverage of water and sanitation services
c) To provide adequate water for irrigation through construction of irrigation infrastructure to allow development and expansion of irrigable land;
d) To ensure efficient utility management
e) To strengthen institutional capacity
f) To mainstream cross-cutting issues e.g. human rights

The strategic objectives above contribute to the provision of quality life for Baringo citizen as stated in the Vision 2030. The prioritized Water and Irrigation projects are meant to fast track the implementation of the County and the National strategic plans that are guided by the CIDP and the Constitution of Kenya.

Expenditure trends

In the current financial year 2017/18 the water and Irrigation department was allocated Kshs 683,266,838to fund its recurrent expenditure and development expenditures. The recurrent allocation was Kshs113, 216,214 while development expenditure is Kshs 570, 050,624.

The budget was revised upwards to Kshs 705.09M through the first supplementary budget. The recurrent allocation increased from Kshs 113.21M

to Kshs 116.21M and development allocation increased from Kshs 570.05M to Kshs 588.87M.

In the second supplementary budhet the total allocation was Kshs 682.09M,this comprise of Kshs 118.71M and Kshs 563.37M.

The recurrent allocation increased from Kshs 100.95 M in 2016/17 financial year to Kshs 118.71M in 2017/18 financial year and development budget increased from Kshs 435.37 in 2016/17 financial year to Kshs 563.37M in FY 2017/18.

The recurrent expenditure in the period under review was Kshs 66.56 M which was higher than expenditure of the same period of FY 2016/17 by Kshs 28.33 million. The development expenditure was lower than the previous review period by Kshs 48.33 million. The overall recurrent absorption rate was 100% while overall absorption for development was 25% and the cumulative absorption rate for the sub sector was 38%.

Table 39 Expenditure Analysis

Economic Classification	**Approved supplementary Budget**		**2016/2017 FY-(Kshs)**					**Absorption Rate**	**2017/2018 FY- (Kshs)**					**Absorption Rate**
	2016/17	**2017/18**	**Q1**	**Q2**	**Q3**	**Q4**	**Cumulative**		**Q1**	**Q2**	**Q3**	**Q4**	**Cumulative**	
Recurrent	100,950,540	118,716,214	18,405,815	13,551,329	26,535,841	41,233,478	**99,726,464**	99 %	10,430,739	16,720,673	24,496,935	66,567,867	118,216,214	100 %
Development	435,374,656	563,377,878	4,497,637	40,009,240	53,317,585	186,515,861	**284,340,323**	65 %	-	19,907,189	22,474,969	95,798,740	138,180,898	25 %
Total	**536,325,196**	**682,094,092**	**22,903,452**	**53,560,569**	**79,853,426**	**227,749,339**	**384,066,786**	**72 %**	**10,430,739**	**36,627,862**	**46,971,904**	**162,366,607**	**256,397,112**	**38 %**

Milestones

The table below illustrates the various achievements by the department;

Program	Projects	Previous quarter accomplishments	Quarter Targets	Achieved Outputs (Physical progress based on outputs)	Percentage of cumulative achievement	Outcomes (outcomes and impacts since project commencement)	Action Plan
2015/16 FY							
Rolled over projects for all the programs	9 Projects not completed / not implemented – Kaplelach water project, Tinet water project, Rochombo, olarabel, Nyimbei, Kipyiatie, Emsos irrigation, Tuwott and Chepungus water pans	Construction of Chepungus auxiliary facilities remaining few works for completion. Termination of Rochombo Emsos ph2 Kaplelach, Olarabel, Nyimbei and Tuwott.	Fast track retendering of water supplies that have slowed down implementation (Kaplelach,Tinet, Rochombo, and rehabilitation of Olarabel water supply	Rochombo water project was retendered awaiting Award partial payment for chepungus was made	96%	56 water supplies rehabilitated/reinstated to functionality and others are phased to achieve full potential. Increase in provision of safe water to the residence and water for livestock. Increased land under irrigation	To terminate and retender , Kaplelach, Olarabel, Nyimbei, and fast track completion by sorting out technical/funding issues for Tinet, Kipyiatie, Emsos, Tuwott and Chepungus
2016/17 FY							
1. Construction, Rehabilitation and extension of water supplies	93 projects planned and budgeted for construction /rehabilitation/extensions	78 No. projects are complete to date.	Fast tracking construction/rehabilitation of 15 ongoing projects	4 No. projects implementation completed within the quarter 11 No. are almost complete	88%	Increase in provision of water to be realized after project implementation	Fast tracking of the implementation of 11 No. ongoing projects
2.Drilling of boreholes and equipping	23 projects budgeted for the programme; drilling of 14 borehole and equipping of 9 No. already drilled boreholes	Drilling of 11 No boreholes were completed and equipping	Fast track Drilling of the 1 No. boreholes	Drilling of 2 No. boreholes completed (Kimorok and Eldepe	78%	Increase in provision of safe water to be realized after equipping of the drilled boreholes.	Fast track Drilling of the 1 No. and completion of the ongoing borehole equipping projects

Program	Projects	Previous quarter accomplishments	Quarter Targets	Achieved Outputs (Physical progress based on outputs)	Percentage of cumulative achievement	Outcomes (outcomes and impacts since project commencement)	Action Plan
3.Construction of storage facilities (Water pans)	29 No. water pans budgeted for construction – 18 medium size water pans and 11 No. small water pans	Excavation completed to all 18No.water pans and auxiliary facilities also completed except for 10No. Water pans.	Fast track completion of 10No. auxiliary facilities	Auxiliary works completed to 5 No. water pans.	95%	Increase in provision of water for livestock consumption and small scale domestic use	FastTrack mobilizing fuel and machinery for the remaining 7No. water pans that were under funded
4.Construction, rehabilitation and extensions of Irrigation projects	7 small scale irrigation projects budgeted for rehabilitation, canal extension and on-farm structures	5 projects completed. Rosoga is awaiting final payment	Muguyuni is awaiting completion of side weir and Retendering of Emsos Ph 2 Irrigation project	Muguyuni side weir is under implementation. Emsos ph 2 terminated.	97%	To increase irrigable land for agricultural production	Fast track completion of Muguyuni and tender docs for Emsos phased projects
5. Operation and maintenance	16no. projects were prioritized for response to break downs of water supplies and disaster mitigation projects	10 projects completed	Fast track implementation of 6No. projects	2 projects completed belatiat and Lombala borehole repairs/rehabilitation	68%	Water supplies restored for continuity of water service provision and mitigation of drought through construction of water storage facilities	Fast tracking technical issues affecting projects and implementation of the remaining 4 projects – Kitaktak, delivery of sirwa pipes for mokip water group, Nyorkiy waterpan, Esso borehole
2017/18 FY							
1. Construction, Rehabilitation and extension of water supplies	124 No.project funded with varied magnitude of scope – 24 are new water supplies for construction and 100 rehabilitations of ongoing projects	Data collection for 112 No. projects done. 83No projects already procured (24 tenders signed and 59 quotations). Ongoing procurement process for 29 projects.	Complete data collection of 12 No. and procurement started. Start implementation	19 projects completed according to specification 64 No of project are in various stages of implementation 27 no of projects are at award stages.	66%	Impact to be realized after project implementation	Fast track the BOQ preparation for 12 No projects and supervision of on-going projects

Program	Projects	Previous quarter accomplishments	Quarter Targets	Achieved Outputs (Physical progress based on outputs)	Percentage of cumulative achievement	Outcomes (outcomes and impacts since project commencement)	Action Plan
2.Drilling of boreholes and equipping	21No. borehole sites prioritized for drilling, 6no. Change of technology to solar system and 9No. drilled boreholes funded for equipping	6No. boreholes on-going procurement process	Award and drill no. 6 no of boreholes and site hydrogeological investigation and BOQ preparation for 15 No.	2 No of boreholes completed as the specification 3 no. were terminated 1 No was under estimated 15.No boreholes on-going preparations of BOQ.	9 %	Impact to be realized after project implementation	Fast track completion of BOQ preparation for 15 No. boreholes and procurement.
3.Construction of storage facilities (Water pans)	20 No. water pans funded for construction and 7no.small pans for desilting/ fuelling program	15 No. BoQs done and 9 in evaluation.	Awarding and implement 9 No. water pans and Starting procurement process for the11 water pans	9 No water pans are at various stages of implementation 11 are at award level and set to start implementation.	25%	Impact to be realized after project implementation	Fast track implementation of all water pans. Fast track sourcing for the earth moving machines.
4.Construction, rehabilitation and extensions of Irrigation projects	14No. phased Irrigation projects prioritized for implementation-rehabilitations, constructions and extensions	Survey and designs of 2No. Irrigation projects. 1No. irrigation project procured Procurement of 1no. irrigation project and completion of 2 designs and procurement of 3 No.	Awarding 1 No irrigation scheme Data collection and BOQs preparation for 13 irrigations projects	Implementation of 1 No irrigation scheme (ketiptrek) 4 No BOQS are ready for procurement process	35%	Impact to be realized after project implementation	Fast track BoQ preparation and implementation processes.
5. Operation and maintenance	Response to break downs of water supplies	2 submersible pump motors installed, 3 submersible pumps and 6 repairs 11 No. water supplies responded to and 3 No call for response is being diagnosed/repair works ongoing.	Response as need arises	Repairing 3 No. control unit 2 No rehabilitation on-going	60%	N/A	Response to water supply breakdowns as they occur. This will increase as we enter the dry season. Fast track rehabilitation of 2 No

1. **Challenges:**

- Contractors for 2016/17 FY projects, were very slow in implementation of projects and thus did not manage to achieve as desired by the department.
- Some contractors for the 2017/18 FY have low capacity.

I. Environment and Natural Resources Sub Sector

The Department's overall goal to protect and improve the environment and natural resources for the people of Baringo County and Kenya, through environmental awareness, execution of laws and regulations, social contribution and strengthening initiatives for sustainability will have to be reviewed in order to integrate tourism.

The department's programme has been; environmental conservation and management e.g. construction of eco toilet, soil erosion control, protection and rehabilitation of springs and wetlands; and natural resource conservation and management e.g. promotion of agroforestry, tree planting, forest extension services, construction of fire tower

The overall objectives of the programmes include; (i) ensure a clean, healthy and protected environment for sustainable future of the people of Baringo County; and (ii) conserve and manage the existing ecosystem functions while providing benefits to the society.

The expected outcomes are; (i) improved livelihoods aimed at achieving vision 2030, and (ii) sustainable development. The total amount allocated for development in this FY 2017-2018 is KSHS 48,600,163. This is reflective of gradual and steady increase in funding of development projects since the inception of the department since 2013. In comparison to development funding in the last FY 2016/17 this is an increase by KSHS 9,592,918.20 (24.6% increase).

There are new projects that have received funding in this financial year also including those whose funding had been removed in the financial years 2015/16 and 2016/17. These projects comprise promotion of renewable energy, feasibility study and construction of flood control structures in Ilchamus Ward Baringo South and Model Tree nursery development in selected schools. Environment Education, sensitization and awareness campaigns have

been crystallized to promoting Geopark development a project expected to receive donor funding if it succeeds in all the eligibility processes.

The Supplementary budget was passed during the quarter with the department having some of its projects affected through the removal of fund. Affected projects comprise spring protection, geohazard mapping of soil erosion areas and development of management plan, renewable energy project and development of dump site in Kabartonjo.

Further the department is among those that have benefitted to receive KSHS 2.4M in the 1St Phase of the Kenya Devolution Support Programme. The fund is to be used in capacity building of the staff and purchase of equipment to strengthen the County environment and social safeguard system. Through the funds the department was able to purchase 4 laptops, 1 camera, 1 printer and 1 desktop computer.

Due to the invasion of water hyacinth in Lakes Kamnarok, Baringo and 94 the department went for 5 days benchmarking visit to Kisumu County on the management of the water hyacinth. The department together with the local community began manual removal of water hyacinth in Lake Kamnarok. The activity was launched by His Excellency the Governor.

During the quarter the department also celebrated the World Environmental Day held at Marigat High School. The occasion was also graced by His Excellency the Governor

Expenditure trends

In the current financial year 2017/18, the department of Environment and Natural Resources was allocated Kshs 91,103,101 to fund its recurrent expenditure and development expenditures. This was a decrease from the previous year of Kshs 102,691,063. The recurrent allocation is Kshs 32,561,746while development expenditure is Kshs 58,541,355.

Through the first supplementary budget, its budget was revised upwards to Kshs
74.04M. The recurrent allocation remained almost constant i.e. Kshs 32.56M to Kshs 32.38M and development allocation reduced from Kshs 58.54M to Kshs 41.66M.

In the second supplementary budget the sub sector received an allocation of Kshs 73.83M. Out of this allocation Recurrent budget was allocated Kshs 32.17 while development was allocated Kshs 41.66M.

The recurrent expenditure in the period under review was Kshs 25.52 M that is more by 17.30M as compared to the fourth quarter of FY 2016/17.

The cumulative absorption rate during the quarter for recurrent was 98% and 64% on development expenditure with an overall absorption rate for the sub sector being 79% which was less than the previous financial year of FY 2016/17 by 4%.

Table 41 Expenditure Analysis

Economic Classification	Approved supplementary Budget		2016/2017 FY-(Kshs)					Absorption Rate	2017/2018 FY- (Kshs)					Absorption Rate
	2016/17	2017/18	Q1	Q2	Q3	Q4	Cumulative		Q1	Q2	Q3	Q4	Cumulative	
Recurrent	28,322,225	32,175,246	6,774,097	4,667,660	5,339,792	8,226,123	**25,007,673**	88%	2,695,937	1,745,614	1,523,415	25,523,726	**31,488,693**	**98%**
Development	52,651,727	41,662,863	503,720	16,369,715	4,459,128	20,793,261	**42,125,824**	80%	-	2,486,530	3,283,546	21,017,805	**26,787,881**	**64%**
Total	**80,973,952**	**73,838,109**	**7,277,817**	**21,037,375**	**9,798,920**	**29,019,384**	**67,133,496**	**83%**	**2,695,937**	**4,232,144**	**4,806,961**	**46,541,531**	**58,276,574**	**79%**

Other Development Partners/National Government/ other funds

Program/Project	Name of the Partner	Funds				
		2013/14	2014/15	2015/16	2016/17	2017/18
Kenya Devolution Support Program (KDSP)	GOK	0	0	0	0	2.4M

NB// KDSP funds used in the purchase of

- 4 laptops,
- I camera,
- 1 desk top computer and
- 1printer as per the county budget plan for the Programme.

Quarterly Monitoring Report FY 2017/18

Program	Projects	Location of the Project	Quarter Targets	Achieved Outputs (Physical progress based on outputs)	Percentage of cumulative achievement	Outcomes (outcomes and impacts since project commencement)	Action Plan
Environment conservation and management	**Solid waste management**						
	Development of Kabartonjo Dumpsite, Baringo North (Excavation, and fencing, complete with a combustion chamber)	Kabartonjo	One fenced and ready to use dumpsite with operational combustion chamber	Planning & design	Funds removed in supplementary	Clean and healthy environment.	Funds removed in supplementary
	Supply, construction, fencing and protection of Mogotio Public Park	Mogotio	Public park constructed and fenced	Procured	15% achieved	Improved urban environment and recreation activity	Works ongoing
	Provision of litter Bins.	Countywide	75 Bins supplied and installed	Planning & design	95 % achieved	Clean and healthy environment.	Fabrication of litter bins completed awaiting inspection and distribution
	Development of Public toilets (2 NO)	Kampi ya Samaki (lake Baringo)	Construction of eco toilet block plus biogas plant	Tender awarded	20 % achieved	Improved public health	Under evaluation
		Kisanana-Mogotio	Construction of public toilet block	Tender awarded	90 % achieved	Improved public health	Work in progress
	To create awareness on Geo- park development in all potential geological	Countywide	sensitization meeting on environmental	Ongoing	80 % achieved (12 NO. barazas	Increased knowledge and community participation in Geopark	Held in Kipsaraman, Koroto, Nginyang, Amaya, Baratabwa, Barwessa,

Program	Projects	Location of the Project	Quarter Targets	Achieved Outputs (Physical progress based on outputs)	Percentage of cumulative achievement	Outcomes (outcomes and impacts since project commencement)	Action Plan
	sites in the county.		conservation -15 sensitization meetings and 1 training on Geo Parks		conservation held)	development Increased community involvement in environmental management	Kabartonjo, Amaya-Churo, Nginyang, Marigat, Chebinyiny
	Research and Feasibility studies						
	GIS mapping of potential and critical eroded areas and development of soil erosion management strategies	Countywide	Develop 1geo-hazard map for the County	Funds removed	20% achieved	Controlled erosion and increased land productivity	Funds removed in supplementary
	Feasibility study and construction of flood control structures, Baringo south	Ilchamus Ward	Assessment, design and construct flood control structures	Work in progress	25 % achieved	Reduced flood occurrence	Site handing over to contractor done
Natural Resources management and conservation	**County Forest conservation and Management**						
	Tree planting in schools, farms, catchments, avenues and streets	Countywide	Planting of 60,000 tree seedlings and 2,000 ornamentals for towns	25,000 trees supplied	100% completion	-Increased forest cover, increased income from sale of seedlings	Trees supplied and distributed to farmers and schools
	Mapping, fencing, tree planting and PFM development for community forests Sokta	Sokta	1 community forests protected and conserved	Funds removed	10 % completion	Increased vegetation cover Improved forest management	Funds removed in supplementary
	Fencing and repair of rangers houses and construction of offices in Kiplombe	Ravine	No of units repaired Perimeter fenced Office constructed	Contract awarded	25 % completion	Improved forest conservation	Site handing over to be done
	Establishment of model tree nursery (purchase of tree nursery equipment materials & establishment of tree nursery bed	Countywide	6 schools	Planning & Design stage	20 % completion	Improved forest conservation, increased income from sale of seedlings, transfer of tree nursery management skills to households	

Program	Projects	Location of the Project	Quarter Targets	Achieved Outputs (Physical progress based on outputs)	Percentage of cumulative achievement	Outcomes (outcomes and impacts since project commencement)	Action Plan
	Soil and water conservation						
	construction of soil erosion control structures in 4 NO sites						
	Soil erosion control in Kabogor (Phase two)	Mogotio Sub County	Completion of Kabogor Phase 2 site	Site handed over	20 % achieved	Rehabilitated gulley site and increased land for productivity.	Site handing over done. Work halted due to heavy rains
	Soil Erosion Control in Kaptuiya	(Tiaty Sub County)	construction of soil erosion control structures	Site handed over	20 % achieved	Rehabilitated gulley site and increased land for productivity.	Site handing over done. Work halted due to heavy rains
	Soil Erosion Control in Olbarat (phase one)		Rehabilitation of pan dam	Site handed over	20 % achieved	Rehabilitated gulley site and increased land for productivity.	Site handing over done. Work halted due to heavy rains
	Soil Erosion Control in Cheraik,	E/Ravine sub county	construction of soil erosion control structures-gabions	Site handed over	20 % achieved	Rehabilitated gulley site and increased land for productivity.	Site handing over done. Work halted due to heavy rains
	Soil Erosion Control at Ngusero-Chebinyiny Gulley (phase two).	Baringo South	Soil erosion control & water conservation	Contractor completed work and inspection done	100% Achieved	Rehabilitated gulley site and increased land for productivity.	Work completed. Payment done
	MAASAI – MURDA DYKES	Baringo central	Construction of gabions	Contract awarded	10% achieved	Rehabilitated gulley site and increased land for productivity.	**Project changed to Kapseger and Bebsowe spring protection and conservation**
	spring & dam conservation and protection						
	Oinopsos Spring	Mogotio	1 spring conserved and protected	Tender awarded	20%	Access to clean water	Site handing over done
	Ororwe Spring	Mogotio	1 spring conserved and protected	Tender Awarded	20%	Access to clean water	Site handing over done
	Kapsiger Spring Protection and Conservation	Baringo central	1 spring conserved and protected	Tender awarded	25% achieved	Access to clean water	Site handing over done
	Bebsowey spring protection and conservation	Baringo central	1 spring protected and conserved	Tender awarded	25% achieved	Access to clean water	Site handing over done
	Protection and conservation of Rarau wetland (phase one)	Baringo North	One wetland protected and rehabilitated	Tender awarded	25 % achieved	Increased access to clean water	Site handing over to contractor done.
	Control of water Hyacinth and development of watershed management plans in lakes Kapnarok and Baringo (phase one)	Baringo North, South and Central	2 lakes protected	Procured	100% achieved	Increased benefit from water resources	Manual removal of water hyacinth from Lake Kamnarok completed Bench marking visit to Kisumu on water hyacinth management done.

Program	Projects	Location of the Project	Quarter Targets	Achieved Outputs (Physical progress based on outputs)	Percentage of cumulative achievement	Outcomes (outcomes and impacts since project commencement)	Action Plan
	Clean up of E/Ravine River and Riverbank protection and conservation	E Ravine	1 river protected.	Planning & Design stage	100% achieved	Increased access to clean water	
	Promotion of renewable energy sources						
	Purchase and distribute energy saving devices	Countywide	Purchase and distribute solar lanterns to 6 schools in every sub county	1,050 Energy devices procured	100% achieved	Reduced cost of energy use for lighting	1,050 energy devices supplied and distributed to schools

Highlight of key achievement in the quarter

- Facilitation of the World Environment Day celebration held in Marigat High School marked by tree planting and clean up in Marigat town. The occasion was graced by His Excellency the Governor
- Facilitation and participation during the launch of the tree planting season held at Arama (E/Ravine sub county) also graced by His Excellency the Governor
- The launch of the manual removal of water hyacinth from Lake Kamnarok and the commencement of the activity by the community, graced by H.E the governor.
- Distribution of 150 jiko liners to women groups in Baringo North
- Successful bench marking and education visit to Kisumu County. Result of the visit was the proposed survey, mapping and determination of the best management practices for the management of the water resources and the water hyacinth for Lakes Baringo, Kamnarok and 94 by Kenya Marine and Fisheries Research Institute (KEMFRI).
- Procurement of 1,050 solar energy saving devices and distribution to schools especially at the time when students are preparing for the final exams (class 8 and form 4).

List the implementation challenges and recommended way forward.

- Insecurity in some parts of the county
- Delays in disbursement of funds
- Inadequate transport
- Heavy rains and flooding affected some projects

J. Department of Lands, Housing and Urban Development

Introduction

Land is the foundation upon which all activities are based; hence its effective management is paramount for social, economic and political development of our county. It is against this background that the Sector is charged with the responsibility of ensuring efficient administration and sustainable management of land as a resource.

The Department of Lands is charged with the responsibility of ensuring efficient administration and sustainable management of the land resource in the county. Its mandate is to formulate and implement land policy, undertake

physical planning, register land transactions, undertake land surveys and mapping, land adjudication and settlement, land valuation and administration of public and community land. It comprises five departments, namely Physical Planning, Land Adjudication, housing, land Surveys and urban development

Vision

To provide effective, efficient and transparent services related to Lands, housing and urban development in Baringo County

Mission

*To promote, co-ordinate and implement integrated socio-economic policies and programs in the management of lands, Housing and Urban Development within Baringo County***.**

Objectives

a Development and implementation of policies on land
b Proper Spatial planning and regulation
c Generation, maintenance and dissemination of accurate geographical data
d Ascertainment and recording of interests and land rights
e Secure land tenure
f Ensuring sustainable land use
g Management of land information and updating land records
h Urban planning and development control. ix. Administration of government trust land
i Support of land adjudication and demarcation in the County

Expenditure trends

In the current financial year 2017/18 the department was allocated Kshs 237,982,827 to fund its recurrent expenditure and development expenditures. Out of this, recurrent is Kshs 78,277,326 while development expenditure is Kshs 159,705,501.

Through the first supplementary budget, the Department of Lands, Housing and Urban Development revised its budget downwards to Kshs 172.22M. The recurrent allocation increased from Kshs78.27M to Kshs 82.87M and development allocation reduced from Kshs 159.70 to Kshs 89.34M.

In the second supplementary budget the sub sector sufferd budget cuts as it received an allocation of Kshs 150.62M which was less than Kshs 172.22 that had earlier received in the first supplementary budget.

The recurrent allocation increased from Ksh 69.39 M in 2016/17 financial year to Kshs 78.77 M in 2017/18 financial year and development budget decreased from Ksh117.16M in 2016/17 financial year to Kshs 71.84M in FY 2017/18.

The recurrent expenditure in the quarter increased from Kshs 28.98 M in FY 2016/17 to Kshs 62.14M in the current period. The comulative absorption rate was 98% on recurrent expenditure and 47% on development. The overall absorption rate for the department was 74% per cent.

Table 43: Expenditure Analysis

Economic Classification	Approved supplementary Budget		2016/2017 FY-(Kshs)					Absorption Rate	2017/2018 FY- (Kshs)					Absorption Rate
	2016/17	**2017/18**	**Q1**	**Q2**	**Q3**	**Q4**	**Cumulative**		**Q1**	**Q2**	**Q3**	**Q4**	**Cumulative**	
Recurrent	69,396,605	78,777,326	5,313,465	15,134,974	14,594,141	28,983,525	**64,026,104**	92%	3,128,197	6,307,266	5,725,595	62,148,393	**77,309,450**	**98%**
Development	117,163,848	71,848,147	-	14,641,431	49,657,165	37,549,156	**101,847,752**	87%	-	7,536,060	12,694,021	13,553,964	**33,784,046**	**47%**
Total	**186,560,453**	**150,625,473**	**5,313,465**	**29,776,405**	**64,251,306**	**66,532,681**	**165,873,857**	**89%**	**3,128,197**	**13,843,326**	**18,419,616**	**75,702,357**	**111,093,496**	**74%**

Quarterly Monitoring Report

Program	Projects	Location of the Project	Quarter Targets	Achieved Outputs (Physical progress based on outputs)	Percentage of cumulative achievement	Outcomes(outcomes and impacts since project commencement)	Action Plan
P1 General Administration and Support Services)							
General Administration and Support Services	**Physical Planning Section –Kabarnet**						
	PDP preparation	County wide	5	2	40%	Land alienation and processing of ownership documents	To encourage more public institutions to prepare PDPs
	Processing of building plans applications	County wide	25	11	44%	Controlled developments	Requires formation of county development control team, sensitization and enforcement
	Processing of sub-division schemes	County wide	45	34	76%	Land Sub-divided as per the set standards	To encourage submission of subdivision schemes in the subsequent quarters
	Processing of extension and change of user	County wide	4	2	50%	Controlled development	Requires sensitization and enforcement.
	Planning of Urban Centres	County wide	6	3	50%	Up to date development plans for **Barpelo,Kisonei, Seretunin.**	Requires approval and implementation
	Collection of Revenue(KSH)	Kabarnet	**200,000**	**164,070**	82%	Good response	Requires more enforcement to improve on collection

Physical Planning Section – Eldama Ravine

Program	Projects	Location of the Project	Quarter Targets	Achieved Outputs (Physical progress based on outputs)	Percentage of cumulative achievement	Outcomes(outcomes and impacts since project commencement)	Action Plan

Program	Projects	Location of the Project	Quarter Targets	Achieved Outputs (Physical progress based on outputs)	Percentage of cumulative achievement	Outcomes(outcomes and impacts since project commencement)	Action Plan
Planning of Urban Centres General Administration and Support Services	PDP preparation	Eldama Ravine	5	0	-	Land alienation and processing of ownership documents	To encourage more public institutions to prepare PDPs
	Processing of building plans applications	Eldama Ravine	20	11	70%	Controlled developments	Requires formation of county development control team, sensitization and enforcement
	Processing of sub-division schemes	Eldama Ravine	20	24	120%	Land Sub-divided as per the set standards	To encourage submission of subdivision schemes in the subsequent quarters
	Processing of extension and change of user	Eldama Ravine	3	3	100%	Controlled development	Requires sensitization and enforcement.
	Planning of Urban Centres	Eldama Ravine & Mogotio	6	5	83%	Up to date development plans for **Noiwet,sinonin,Torongo, Esageri** and **Kiptoim**	Requires approval and implementation
	Collection of Revenue(KSH)	Eldama Ravine	**70,000.00**	**46,500**	66%	Good response	Requires more enforcement to improve on collection
	Land Survey Section						
	Realignment and beaconing of centres	Kimalel,Kiboino, Kapkelelwa,Churo, Plesian and Marigat	6	4	67%	Process initiated in the centres	To be fast tracked in the fourth quarter
P2: Urban development Services							
General Administration services for Kabarnet town	**Projects**	**Location of the Project**	**Quarter Targets**	**Achieved Outputs (Physical progress based on outputs)**	**Percentage of cumulative achievement**	**Outcomes(outcomes and impacts since project commencement)**	**Action Plan**

Program	Projects	Location of the Project	Quarter Targets	Achieved Outputs (Physical progress based on outputs)	Percentage of cumulative achievement	Outcomes(outcomes and impacts since project commencement)	Action Plan
	Improvement of cabro parking bay in Kabarnet Town.	Kabarnet Town	100%	60%	60%	Improved parking bays within the town	Hasten the completion
	Construction of 24m span footbridge in Kuriondonin	Kabarnet Town	100%	0%	0%	Project suspended due to change in scope.	To be re-tendered
	Improvement of pedestrian walk ways in Kabarnet town	Kabarnet Town	100%	100%	70%	Improvement of pedestrian walkways within the town	Hasten the completion
	Construction of septic tank in Kabarnet town	Kabarnet Town	100%	100%	100%	Improved liquid waste management in town	complete
	Installation of six floodlights	Kabarnet Town	100%	100%	100%	Improved security and business environment in town	complete
	Revenue Collection	Kabarnet town	15,469,697	**12,938,367**	**103%**	Target surpassed	To improve and maintain on collection of more revenue
General Administration services for Eldama Ravine town.	**Projects**	**Location of the Project**	**Quarter Targets**	**Achieved Outputs (Physical progress based on outputs)**	**Percentage of cumulative achievemen t**	**Outcomes(outcomes and impacts since project commencement)**	**Action Plan**
	Drainage works at Eldama Ravine Town	Eldama Ravine Town	100%	60%	60%	Open all the drainages for easy flow and stop the spread of water bone diseases	Hasten the process of project completion
	Eldama Ravine Town Office Cabro works	Eldama Ravine Town	100%	50%	50%	improve walk path in the office administration	Hasten the process of project completion
	Preparation of Integrated urban development plan (IUDP)for Eldama	Eldama Ravine Town	100%	0	0	Suspended due to new NLC guidelines and change in project scope	To be readvertised

Program	Projects	Location of the Project	Quarter Targets	Achieved Outputs (Physical progress based on outputs)	Percentage of cumulative achievement	Outcomes(outcomes and impacts since project commencement)	Action Plan
	Ravine Town						
	Revenue Collection(ksh)	Eldama Ravine town	**14,591,148**	**9,534,127**	**65.3%**	-	To improve on the collection in the next quarter

Comment on Value-For-Money Achievements

- Most of the above activities /programmes were tendered in the fourth quarter.

Implementation Challenges

1. Lands, Housing Section

- Lack of enough technical staff to roll out projects.
- Fewer vehicles in the department hindering fieldworks
- Too much land issues/disputes which delay planning and processing of documents especially in urban areas.

2. Urban Development Section

- Less Human resource despite large areas of service provision which hiders promptness of operations.

Recommendations/Way Forward.

a The Department requires vehicles to hasten fieldworks.

b Recruitment of more technical staff especially at Sub-County levels and the towns to reduce land cases backlogs, improve service delivery and support in implementation of projects.

c Put more budgetary considerations to urban areas to improve on operation and provision of more social amenities.

d Hastening the procurement processes of projects for faster implementation.

K. Industry, Commerce, Enterprise & Co-Operative Development Sub Sector

The department comprise of the following sub sectors industrialization, enterprise development and cooperative development sub sector.

Part A Vision

To make Baringo County a destination of choice for business and investment.

Part B Mission statement

To create wealth for the people of Baringo County through a competitive business enterprise, value addition and cooperatives by providing enabling environment for their establishment and growth

Strategic Objectives-

a To develop and exploit tourism potential in the County
b To promote an enabling environment to facilitate growth in trade, commerce, enterprise development and industrialization.
c To promote good governance and effective management of
d Cooperative Societies iv. To profile labour and provide labour market linkages for optimal employment
e To promote excellence in management and service delivery
f To develop sound policy, legal and institutional framework for the sector

Part C: Performance Overview and Background for Programme(s) Funding

The department was allocated Kshs 167.3 million, kshs.241.1 million, kshs.207.7 million , kshs.172.8 million the last four financial years for its operations to finance recurrent and development expenditure. During the FY 2018/2019, the department has been allocated Kshs.148,325,150.00 for both recurrent and Development.

Expenditure trends

In the financial year 2017/18 the department was allocated Kshs 165,536,742 to fund its recurrent expenditure and development expenditures. The recurrent allocation was Kshs 73,890,386 and development budget Kshs91, 646,356.

Through Supplementary the budget was revised downwards to Kshs136.04M. The recurrent allocation changed to 73.19 Kshs 32.56M from Kshs 73.89M and development allocation reduced from Kshs Kshs91.64M to Kshs 62.85M.

Through the second supplemetary budget the sub sector suffered further cuts in its budget and was revised downwards to Kshs 124.04 to run its recurrent and development expenditures.

The recurrent expenditure during the quarter under review increased from Kshs 17.85 in 2016/17 financial year to Kshs 30.15 M. This was a gradual

growth as compared with other entities. Development expenditure increased slightly from Kshs 28.55M to Kshs. 29.02M.

The annual cumulative absorption rate for recurrent remained 99% as last financial year, while development absorption rate increased from 68% to 84 % in 2017/18. The overall absorption rate for the sub sector was 93%.

Table 45: Expenditure Analysis

Economic Classification	Approved supplementary Budget		2016/2017 FY-(Kshs)					Absorption Rate	2017/2018 FY- (Kshs)					Absorption Rate
	2016/17	**2017/18**	**Q1**	**Q2**	**Q3**	**Q4**	**Cumulative**		**Q1**	**Q2**	**Q3**	**Q4**	**Cumulative**	
Recurrent	81,488,182	78,690,386	17,137,243	30,637,381	17,853,442	15,205,046	**80,833,112**	99%	5,235,820	20,532,808	21,786,183	30,158,097	**77,712,907**	**99 %**
Development	91,377,313	45,358,180	-	22,693,446	10,978,444	28,554,285	**62,226,175**	68%	-	2,091,764	6,998,144	29,024,395	**38,114,303**	**84 %**
Total	**172,865,495**	**124,048,566**	**17,137,243**	**53,330,827**	**28,831,886**	**43,759,331**	**143,059,287**	**83 %**	**5,235,820**	**22,624,572**	**28,784,327**	**59,182,492**	**115,827,210**	**93 %**

Past Achievements

Achievements of the Sector for the last four year include: Construction of 11 (eleven) new fresh produce markets has provided small scale traders especially women facilities for selling farm produce thus improving their income. Farmers have also benefited from expanded market for their produce, Construction of honey and small trader stalls in strategic places have seen better business environment for the traders which is also reflected in increased sales, Disbursement of trade loans to MSMEs and Cooperative Societies has improved the potential of these enterprises through availability of cheap loans. The enterprises and cooperatives are set to expand their business capacities.

Part D : Programme Objectives

Programme		Objective
P1	Industrial Development and Investment Promotion	To reduce poverty and improve the living standards of the people of Baringo through promotion of investment for wealth & employment creation
P2	Trade Development and Weights & Measures	To enhance business growth through promotion of innovation .value addition, market linkage and access to microfinance services for socio-economic empowerment

Programme		Objective
P3	Co-operative Development	To promote growth and development of Co-operative Societies

Fourth Quarter Achievements

Programme 1 : Industrial Development and Investment Promotion

The activities undertaken included the following;

a) Commercialization of Aloe Farming

b) Establishment of Industrial park/EPZ in Baringo County

c) Development of Mogotio Tannery

Quarter Report for The County Flagship Projects Under the Investment Unit

SNo.	Project Name	Planned Activities	Implementation Status in the 4th quarter	Remarks
1.	Commercialization of Aloe	Carry out feasibility study for the commercialization of Aloe in Baringo	A visit to Egerton University, Department of Research & extension Services was done during the quarter to seek collaboration in undertaking the feasibility study The Department is developing the TOR's for the feasibility study to be shared with the university	The idea to collaborate with the university is to give the feasibility report credibility for purposes of Resource mobilization from National Treasury and other development partners
		Survey & demarcate 300 acres of land from the larger Kimose Agricultural Holding ground land in Emining Ward	Survey & demarcation work delayed due to the fact that the land is currently under the use of the National Government, state department of Livestock. The department is of the view that the County Government should formally notifythe Principal Secretary, state department of livestock of our intention to utilize part of the farm.	A visit to the principal secretary, state department of Livestock will be done to obtain consensus on change of land use.
		Engage Vision 2030 Delivery Secretariat and other stakeholders on the best Business Model for the Aloe project	A meeting with the Vision 2030 Delivery secretariat together with the Natural Product Industry Secretariat and representatives from National Treasury proposed EPZ or SEZ model in the implementation of the Aloe project	The benefits derived from the proposed models include the ability to attract investors more readily; enhancing revenue streams for the county government and creation of employment opportunities
		Establishment of Baringo Investment and Economic Development Corporation to serve as a special purpose vehicle in Public-Private Partnership engagements in the Aloe project	The Bill for the establishment of the Baringo Investment and Economic Corporation has been drafted and is at the government printers for publishing and subsequent approval by the County Assembly	The existence of the Corporation will Fasttrack engagement of strategic partners on PPP arrangements
		Resource Mobilization Initiatives to fund the commercialization of Aloe project	Efforts to Resource mobilize from development partners through the Resource Development Department of the National Government is on-going. Stakeholders involved in the development of funding proposal met during the quarter to profile possible development partners ; NPI secretariat volunteered to submit the funding proposals to JICA, DFID,USAID,SIDA,NORAD,DANIDA,UNDP,EU, FORD FOUNDATION OPIC AFDB amongst other prospective development partners	A possible engagement of the expertise of a consultant in Resource Mobilization is been considered.

SNo.	Project Name	Planned Activities	Implementation Status in the 4th quarter	Remarks
		Engage KEFRI, KWS & the Community on possible revival of the Aloe activities at Koriema factory	A stakeholders meeting was held during the quarter to brainstorm on the possibility to revive Aloe activities , another meeting will be held in the last week of July, 2018 to profile and assign roles and responsibilities to stakeholders including the County government	The activation of the Aloe conservation, cultivation, processing and marketing of Aloe finished products such as Aloe soap and lotion at the Koriema factory will be a step in structuring the Aloe business .This will bring to a stop the illegal Aloe gum trade that is denying the County Revenue.
2.	Development of Industrial Parks	Seek collaboration with strategic partners to support in the Industrial parks development	During the quarter, a team led by the Deputy Governor Visited Export Processing Zone Authority in Athi River to explore possibility for collaboration in the development of the Industrial Parks in Baringo The CEO and a team of his senior managers were present in the meeting. After serious discussions the EPZA affirmed their commitment to partner with the county government to develop industrial parks in Baringo. The County government was tasked to identify land and invite the EPZA team to come and ascertain suitability	The department is proposing that an additional 700 acres of the larger Kimose Agricultural Holding ground land be surveyed and demarcated due to is suitable for the development of the industrial park This will be discussed with the principal secretary for the state department of Livestock alongside the 300 acres earmarked for commercialization of Aloe
3.	Completion and operationalization of Mogotio Mini-Tannery	Organize for the formal handing over of the Mogotio Mini-Tannery from the Kenya Leather Development Council to the County government for completion and operationalization	The handing over process was done during the quarter on 2/4/2018 in the presence of the Deputy Governor and the CEO for Kenya Leather Development Council	The department is engaging Kenya leather development council for technical support. The department anticipate to complete and operationalize the Tannery within the CIDP period

Programme 2 : Trade Development

The activities undertaken included the following;

a) Weights and measures field Inspection report on calibrations

I. Precision and high accuracy in the weighing and measuring equipment used in trade by visiting 65% of the gazetted stamping stations and dispensing pumps.
II. 100% safety of certificate of verification, Working standards and stamps of verification.
III. Realizing Ksh.108,460 as the revenue collection from Assizing and stamping which is 70.24% of the target figure of Ksh.150,000 per quarter.
IV. First traceability dissemination as part of the National policy of bi annual calibration process for the county's working standards and establishing it to be within the permissible errors and fit for dissemination down to the traders level.
V. Renovation and equipping of county Weights and measures office operational effective 2018/2019 Financial year.

b) Micro and Small Enterprises activities and general loan management i.e. Fund committee meetings, Formation of sub county Fund committee meetings, Sub county awareness meetings, release of loan demand notices for recovery from loan defaulters and collection of normal repayment;

c) Business Counseling, advisory and dissemination of information to traders to a tune 115 business people

Programme 3 : Co-operative Development

The activities undertaken included the following;

a) Co-operative development fund management.

b) Annual general meetings held included;

- Tenges Farmers cooperative Society Limited
- Kapkawa Serutenin Farmers cooperative Society Limited

- Moi Teachers College Staff SACCO meeting where election of Society officials was conducted and Audited books of Accounts presented to members

c) Cooperatives Audit reports for the quarter included, Mwacon FCS, Tugen Hills FCS, BAMSCOS FCS, Perkerra Mix FCS, Baricco SACCO, Kola SACCO, Bartek Investment Coop, Singola SACCO Society; all audited for the year 2017with a total fee charged worth ksh. 43,400.00. Audit fee distributed as follows; 30% of khs. 43,400 = ksh. 13,020/= sent directly to national Government while 70% of ksh. 43,400/= was sent to Baringo County government.

Challenges

i) Inadequate financial resources
ii) Unreliable means of transport
iii) Inadequate Staff

Programme 4: Administration and planning

The activities undertaken included the following

a) Finalization of CIDP; 2018- 2022

b) Preparation of Final departmental budget estimates for FY 2018/2019

c) County Assembly responses, statements and reports

Programme 5 : Projects Implementation Status report

The activities undertaken included the following

a) Completion of Proposed Renovations and Civil Works at Mogotio Old Market in May, 2018. Payment worth Ksh. 1,294,560/= made

b) Construction and Branding L. Bogoria Gate, renovation of Kitchen, Toilet and Education Centre in June, 2018. Site visits and Payment worth ksh. 4,824,515,/= made

c) Proposed Construction of Market stalls at Churo market in May, 2018. Site visits and Payment worth ksh. 1,910,009/= made

d) Proposed Construction of Market stalls at Chemolingot market in June, 2018. Site visits and Payment worth ksh. 1,881,056/= made

e) Proposed Construction of Fish Stalls at Kampi Ya Samaki in June 2018. Site visits and Payment worth ksh. 2,022,504/= made

f) Proposed Redesigning and renovation of Weights and measures office at Kabarnet in June 2018. Site visits and Payment worth ksh. 515,794/= made

g) Proposed Equipping of Weights and Measures office at Kabarnet Town, Baringo Central in June, 2018. Payment worth ksh. 498,560/= made

h) Market Sheds at Bartabwa Baringo North Sub-County: Floor hacking and skirting plus pavement works undertaken

i) Market Sheds at Kipsaraman Baringo North Sub-County; Toilets, Rubish bin and main market slabing undertaken by main contractor. Site visits and Payment of ksh. 1,834,203 advanced

j) Purchase of Lathe Machine for Jua kali artisan at Kabarnet. Payment worth ksh. 783,000/= advanced to Numerical Machines Complex.

L. Department of Youth, Gender, Labour, Sports, Culture, Social Security Services

Vision

To be the leading county in creating an economically empowered, gender responsive and socially protected community

Mission

To reduce dependency through socio-economic empowerment of youth, women and vulnerable groups, enhance harmonious industrial relations while promoting sports and culture as recreational and economic activities.

STRATEGIC OBJECTIVES

a) To reduce level of dependency through socio-economic empowerment and social safety nets for women, youth and vulnerable and minority groups
b) To promote gender mainstreaming, protection and response against genderbased violence and involvement in all sectors
c) To nurture and promote sports and preserve positive cultural practices as means to recreation and socio-economic development
d) To protect the rights of children, vulnerable and minority groups
e) To promote best labour practices

Strategic Goal

Empower Baringo people by reducing dependency through nurturing and promoting talents while mainstreaming gender.

Department Objectives-

a To develop policies that will enhance better service delivery to the Public.

b To promote and enhance county cultural heritage for sustainable development

c Promote cultural programmes and activities geared towards conservation and preservation of county's cultural heritage and enhancement of national cohesion for sustainable development.

d To develop and nurture youth upcoming talents to promote self-employment and sustainability

e To create an awareness on children rights and protection and empower the youth with knowledge and skills to promote self-employment

f To empower women financially through inculcation of entrepreneurial skills and provision of loans and offer social protection to the elderly, orphans and persons with disabilities

Expenditure trends

In the financial year 2017/18, the department was allocated Kshs 153,263,910 to fund its recurrent expenditure and development expenditures. The recurrent is Kshs 36,165,660 and development budget Kshs 117,098,250.

Through Supplementary, the budget was revised downwards to Kshs 150.45M. The recurrent allocation changed from Kshs 36.16M to Kshs 34.21M and development allocation reduced from Kshs 117.09M to Kshs 116.24M.

In the second supplementary budget the sub sector received Kshs 135.120 M. this comprised of recurrent Kshs 32.873 M and Kshs 102.246. Both recurrent and development was further drastically reduced depending on the priorities.

The recurrent expenditure during the quarter under review increased from Kshs 9.526 M in 2016/17 financial year to Kshs 17.44M while development reduced from Kshs 19.99 M to Kshs 14.75M in this financial year (2017/18).

The absorption rate for recurrent increased from 91% in the FY 2016/17 to 96% in the FY 2017/18, while development decreased from 44% to 33 %.

The overall absorption rate for the department was 48%.

Table 50: Expenditure Analysis

Economic Classification	Approved supplementary Budget		2016/2017 FY-(Kshs)					Absorption Rate	2017/2018 FY- (Kshs)					Absorption Rate
	2016/17	2017/18	Q1	Q2	Q3	Q4	Cumulative		Q1	Q2	Q3	Q4	Cumulative	
Recurrent	32,185,856	32,873,660	3,135,906	9,874,287	6,796,667	9,526,823	**29,333,682**	91%	3,360,491	5,381,953	5,450,183	17,448,265	**31,640,892**	**96 %**
Development	133,870,405	102,246,896	-	19,824,207	20,882,344	19,995,224	**60,701,775**	45%	-	13,773,039	4,750,072	14,756,080	**33,279,191**	**33 %**
Total	**166,056,261**	**135,120,556**	**3,135,906**	**29,698,494**	**27,679,011**	**29,522,047**	**90,035,457**	**54 %**	**3,360,491**	**19,154,992**	**10,200,255**	**32,204,345**	**64,920,083**	**48 %**

Achievements on Programs and Sub-Programs in The Sector

Cultural development

a. Conducted the Kenya Music and Cultural festivals
b. Promoted youth talent development across the county
c. Organised Kimalel Cultural Fair
d. Supported Community Cultural events

e. Organised teams for National and County events
f. Registration of cultural groups

Sports Development

a. Participated in regional and cross-country sports events.
b. Organized Chemususu marathon
c. Conducted trainings on anti-dopping
d. Advanced documentation of sports facilities in the county
e. Monitored implementation of sports infrastructure in the county

Youth, Gender and Social services

a. Capacity building of staff and residents on gender mainstreaming, response and prevention of Gender Based Violence.
b. Youth empowerment and development programs
c. Disbursement of Grants to Pwds and the Elderly
d. Disbursement of Loans to youth and women
e. Coordination of Ushanga Initiative

Table 50: Quarterly Monitoring Report

Program	Projects	Location of the Project	Quarter Targets	Achieved Outputs (Physical progress based on outputs)	Percentage of cumulative achievement	Outcomes(outcomes and impacts since project commencement)	Action Plan
Sports development	Construction of Kabarnet Drainage system	Baringo Central		still under construction	90%	Control of water flow	Construction of Stadium boundary wall with building blocks and provision of drainage
	Provision for equipment for earthworks at kabarnet stadium	Baringo Central			90%	Play ground	Leveling, drainage and construction of running track and football pitch
	Construction of Sirwa Athletics Camp.	Mogotio		on going	10%	training of Athletes	Project terminated and new BQ done
	Construction of Ossen Athletics Camp	Baringo north		on going	100%	training of Athletes	Erection and completion of Athletics camp- Require septic tank Dining hall and kitchen and external toilets
	Proposed erection and completionEco TOILET E/Stadia.			Complete	100%	have decent abolition block	Erection and completion of ECO Toilet block fencing off the facility

Program	Projects	Location of the Project	Quarter Targets	Achieved Outputs (Physical progress based on outputs)	Percentage of cumulative achievement	Outcomes(outcomes and impacts since project commencement)	Action Plan
	Rehabilitation of Kabartonjo playing field	Baringo north			30%	improved playing ground	Leveling and construction of goal s and toilet and changing rooms
	Rehabilitation of Chemolingot	Tiaty			0%	improved playing ground	Leveling and construction of goal s and toilet and changing rooms
	Rehabilitation of Marigat " "	Baringo south			90%	improved playing ground	Leveling and construction of goal s and toilet and changing rooms
	Visa oswal field	Baringo central			80%	Improved playing ground	Leveling is complete awaiting goal posts
	Talai	Baringo Central				Improved playing ground	Leveling of play grounds. Site handing over
	Emsos primary school	Mogotio				Improved playing ground	Site handing
	Ossen training camp	Baringo north				Conducive training environment and reduced migration of athletes	Requisition done
	Kapketen camp	E/Ravine				Improved playing ground	Requisition done

Program	Projects	Location of the Project	Quarter Targets	Achieved Outputs (Physical progress based on outputs)	Percentage of cumulative achievement	Outcomes(outcomes and impacts since project commencement)	Action Plan
	Moringwo primary play ground	E/Ravine				Improved playing ground	Requisition done
	Meptiso primary play ground	E/Ravine				Improved playing ground	Requisition done
	Kapcholoi primary play ground	E/Ravine				Improved playing ground	Requisition done
	Kiptuno primary play ground	E/Ravine				Improved playing ground	Requisition done
	Sigoro primary play ground	E/Ravine				Improved playing ground	Requisition done
	Kewngoi primary play ground	E/Ravine				Improved playing ground	Requisition done
	Sinonin primary play ground	E/Ravine				Improved playing ground	Requisition done
Youth and gender	YEPC Chemolingot	Chemolingot	Roofing and finishing	Works ongoing	70%	Increased employment opportunities for the youth	Push the contractor to meet the timelines

Program	Projects	Location of the Project	Quarter Targets	Achieved Outputs (Physical progress based on outputs)	Percentage of cumulative achievement	Outcomes(outcomes and impacts since project commencement)	Action Plan
	' YEPC-E/RAVINE	Eldama Ravine		on going	70%	empower youth access opportunities	Erection and completion of YEPC
	Kabarnet	Equipping	Contract awarded	Ongoing	90%	Increased employment opportunities for the youth	Push the contractor to meet the timelines
	E/ravine	Finishing	Works ongoing	Ongoing	70%	Increased employment opportunities for the youth	Push the contractor to meet the timelines
	construction works for polkadot library kbt, museum	Wall Capping/fencing and septic tanks	BQ preparations	Ongoing	90%	Improve reading culture	
		Marigat	at slab level	ongoing	20%	Increased employment opportunities for the youth	Push the contractor to meet the timelines
Culture and the arts	Construction of social hall and play theatre. Phase 1	Baringo central	Lental	on going	20%	promote social activities	Erection and completion of social hall

Program	Projects	Location of the Project	Quarter Targets	Achieved Outputs (Physical progress based on outputs)	Percentage of cumulative achievement	Outcomes(outcomes and impacts since project commencement)	Action Plan
	1.Construction of kimalel cultural centre phase 2 2. Toilet, septic tank and water tank	Baringo south	Finishing up stage	on going	70%	promote cultural activities	Construction of pit latrine, septic tank and high level water tank
	Artifacts collection	Baringo County	labeling	Ongoing	100%	Conservation and preservation of traditional artifacts	Collect-Tugen,PokotIllchamus,Turkana And Nubians,AgKikuyu Artifacts
	County musical instruments	county		on going	50/%	provide music instruments	equip county choir
	YEPC	Baringo Central		on going	80/%	empower youth access opportunities	Erection and completion of YEPC

e. Comment on value-for-money achievements,

a) All undertaken project is will meet its objective source of livelihood to beneficiaries. In this case youth and women funds have essentially provided a source livelihood to over 50 youth groups and 50 women groups across the county . Likewise, cash transfer funds have help the old cushioned from the challenges of hard economic times occasion by lack of other financial sources and drought.

b) During the last quarter the department had limited resources to carry outs it objective particularly artist training and facilitating the organization of county youth leadership structure

f. Challenges and recommended way forward.

- Inadequate resources. Economic planning to provide more funds to these service-oriented department. These are a department where the effects are not immediate.
- However, the ripple effects will be felts in all sectors down to the grass root.
- Lack human resource in the sub counties and the newly erected /build infrastructure. At the moment the all three sub sectors, there no staff to facilitate implementation of the programs and activities

ANNEXES

ANNEX 1: Summary of Fixed Assets for The FY 2017/18

Department	Motor Vehicles	Computer Accessories	Office Equipment	Computers	Furniture & Fittings	Land & Buildings	Other Equipment	Motor Cycles
Agriculture	0	7	7	7	0	10	2	0
Deputy Governor	0	2	2	0	0	0	0	0
County Secretary	0	0	2	0	0	0	0	0
Devolution	0	1	1	1	0	0	0	0
E/ Ravine Sc	0	0	1	0	3	0	0	0
Education & It	0	0	2	3	2	6	0	0
Environment	0	0	3	3	0	0	1	0
Governor's Office	1	4	19	8	3	0	0	0
Health	0	2	8	11	1	6	2	0
Hr	0	0	3	2	0	0	0	0
Industrialization	0	0	1	0	0	0	0	0
B Central	0	0	0	1	0	0	0	0
B North	0	0	0	1	0	0	0	0
Governor's Residence	0	0	0	0	1	0	0	0
Lands	0	1	1	1	6	0	0	0
Public Service Board	0	0	2	0	0	0	0	0
Tiaty	0	0	0	0	2	0	0	0
Tourism	0	0	0	0	0	2	0	0
Transport & Infrastructure	0	1	1	2	0	0	0	0
Treasury	0	1	5	3	2	0	0	4
Treasury - Internal Audit	0	0	1	0	0	0	0	0
Treasury - Planning	0	4	1	2	0	0	0	0
Treasury - Revenue	0	0	1	6	0	0	0	0
Water & Irrigation	0	1	2	1	0	4	0	0
Total	**1**	**24**	**63**	**52**	**20**	**28**	**5**	**4**

Annex 2: Cumulative Expenditure per Economic Classification

	2016/2017			2017/2018		
Ministry/Department	**Personnel**	**Operations**	**Development**	**Personnel**	**Operations**	**Development**
County Assembly	292,432,354	233,924,322	14,497,190	281,174,641	325,459,904	7,150,890
Governor/County Executive services	155,798,431	211,054,681	27,460,360	233,971,854	183,430,422	8,012,754
County Treasury Services	136,222,978	115,765,783	22,385,531	168,833,187	136,321,057	4,609,527
Transport and Infrastructure	32,540,927	13,766,690	409,683,453	46,698,052	12,629,718	343,546,918
Industrialization, Commerce and Tourism	57,848,162	22,984,949	61,728,258	66,574,703	11,138,204	38,114,303
Education, Sports, Culture & Art	212,353,909	42,859,200	183,562,941	257,815,320	38,575,473	119,748,654
Health	1,343,517,491	475,368,096	190,007,739	1,556,228,567	395,988,065	110,128,414
Housing & Urban Development	42,648,123	21,377,982	102,437,752	61,874,992	15,434,458	33,784,046
Agriculture, Livestock, Fisheries & Marketing	199,580,264	23,859,240	95,048,470	223,409,937	18,014,483	124,099,441
Youth, Gender & Social Security Services	11,980,086	17,353,596	62,110,192	18,562,399	13,078,494	33,279,191
Water & Irrigation	50,603,030	49,123,433	283,682,023	70,170,713	48,045,501	138,180,898
Environment & Natural Resources	17,262,671	7,745,001	42,125,824	25,802,389	5,686,304	26,787,881
Total	**2,552,788,426**	**1,235,182,973**	**1,494,729,733**	**3,011,116,752**	**1,203,802,082**	**987,442,916**

Annex 3: Expenditure per Department

	Economic Classification	Approved supplementary Budget		2016/2017 FY-(Ksh)					Absorption Rate 2016/17 FY	2017/2018 FY- (Ksh)					Absorption Rate 2017/18 FY
County Assembly		**2016/17**	**2017/18**	**Q1**	**Q2**	**Q3**	**Q4**	**Q1+Q2+Q3+Q4**		**Q1**	**Q2**	**Q3**	**Q4**	**Q1+Q2+Q3+Q4**	
	Recurrent	549,094,671	626,552,213	121,219,290	142,864,624	136,557,776	125,714,988	526,356,678	96%	75,269,627	110,765,956	119,833,305	300,765,657	606,634,545	97%
	Development	55,747,519	40,747,519	-	13,767,235	437,403	292,552	14,497,190	26%	-	-	-	7,150,890	7,150,890	18%
	Total	**604,842,190**	**667,299,732**	**121,219,290**	**156,631,859**	**136,995,179**	**126,007,540**	**540,853,868**	**89%**	**75,269,627**	**110,765,956**	**119,833,305**	**307,916,547**	**613,785,435**	92%
Office of Governor	**Recurrent**	396,438,995	418,893,005	30,304,042	102,903,137	103,354,506	130,291,427	366,853,112	93%	34,558,236	94,590,419	67,110,304	221,143,316	417,402,276	100%
	Development	78,942,266	35,185,140	-	5,190,910	5,772,780	16,496,671	27,460,360	35%	-	-	3,638,265	4,374,489	8,012,754	23%
	Total	**475,381,261**	**454,078,145**	**30,304,042**	**108,094,047**	**109,127,286**	**146,788,098**	**394,313,472**	**83%**	**34,558,236**	**94,590,419**	**70,748,570**	**225,517,805**	**425,415,030**	94%
Treasury	**Recurrent**	259,185,216	306,317,114	30,806,162	59,661,428	57,781,551	103,739,620	**251,988,760**	97%	32,541,905	72,375,712	76,202,226	124,034,401	305,154,243	100%
	Development	32,945,187	16,834,581	-	12,070,250	1,939,469	8,775,812	**22,785,531**	69%	-	1,530,276	-	3,079,251	4,609,527	27%
	Total	**292,130,403**	**323,151,695**	**30,806,162**	**71,731,678**	**59,721,020**	**112,515,432**	**274,774,291**	**94%**	**32,541,905**	**73,905,988**	**76,202,226**	**127,113,652**	**309,763,770**	96%
Health	**Recurrent**	1,830,092,281	1,952,276,632	223,397,877	523,640,643	480,003,294	591,843,773	1,818,885,588	99%	303,549,623	552,889,694	625,896,187	469,881,128	1,952,216,631	100%
	Development	524,509,723	594,853,364	-	48,168,284	47,843,394	93,996,061	190,007,739	36%	-	8,858,784	17,261,748	84,007,882	110,128,414	19%

	Economic Classification	Approved supplementary Budget		2016/2017 FY-(Ksh)					Absorption Rate 2016/17 FY	2017/2018 FY- (Ksh)					Absorption Rate 2017/18 FY
County Assembly		**2016/17**	**2017/18**	**Q1**	**Q2**	**Q3**	**Q4**	**Q1+Q2+Q3+Q4**		**Q1**	**Q2**	**Q3**	**Q4**	**Q1+Q2+Q3+Q4**	
	Recurrent	549,094,671	626,552,213	121,219,290	142,864,624	136,557,776	125,714,988	526,356,678	96%	75,269,627	110,765,956	119,833,305	300,765,657	606,634,545	97%
	Development	55,747,519	40,747,519	-	13,767,235	437,403	292,552	14,497,190	26%	-	-	-	7,150,890	7,150,890	18%
	Total	**604,842,190**	**667,299,732**	**121,219,290**	**156,631,859**	**136,995,179**	**126,007,540**	**540,853,868**	**89%**	**75,269,627**	**110,765,956**	**119,833,305**	**307,916,547**	**613,785,435**	92%
	Total	**2,354,602,004**	**2,547,129,996**	**223,397,877**	**571,808,927**	**527,846,688**	**685,839,834**	**2,008,893,327**	**85%**	**303,549,623**	**561,748,478**	**643,157,935**	**553,889,010**	**2,062,345,045**	81%
Transport and Infrastructure	**Recurrent**	54,932,373	61,222,632	8,589,752	19,640,120	13,393,979	4,683,766	46,307,617	84%	4,231,297	11,895,066	6,982,909	36,218,499	59,327,770	97%
	Development	636,604,449	614,958,802	-	99,124,063	119,604,887	191,254,503	409,983,453	64%	-	47,425,857	72,547,975	223,573,086	343,546,918	56%
	Total	**691,536,822**	**676,181,434**	**8,589,752**	**118,764,183**	**132,998,866**	**195,938,269**	**456,291,070**	**66%**	**4,231,297**	**59,320,923**	**79,530,884**	**259,791,585**	**402,874,688**	60%
Agriculture	**Recurrent**	224,861,191	242,791,838	31,913,037	62,418,143	40,519,472	88,588,852	223,439,503	99%	34,261,468	102,949,418	72,625,854	31,587,680	241,424,420	99%
	Development	199,480,888	290,176,403	5,542,603	26,726,532	26,774,995	36,146,540	95,190,670	48%	-	33,408,205	17,178,218	73,513,018	124,099,441	43%
	Total	**424,342,079**	**532,968,241**	**37,455,640**	**89,144,675**	**67,294,467**	**124,735,392**	**318,630,173**	**75%**	**34,261,468**	**136,357,623**	**89,804,072**	**105,100,698**	**365,523,861**	69%
Education	**Recurrent**	274,774,281	296,399,784	37,162,901	66,986,180	64,714,866	86,349,162	**255,213,109**	93%	47,149,324	98,717,850	32,504,489	118,019,129	296,390,793	100 %
	Development	251,047,337	296,450,478	5,593,751	67,622,439	49,808,257	60,538,491	**183,562,938**	73%	-	15,400,338	16,748,524	87,599,792	119,748,654	40%
	Total	**525,8**	**592,8**	**42,75**	**134,6**	**114,5**	**146,8**	**438,7**	**83%**	**47,14**	**114,1**	**49,25**	**205,6**	**416,1**	70%

	Economic Classification	Approved supplementary Budget		2016/2017 FY-(Ksh)					Absorption Rate 2016/17 FY	2017/2018 FY- (Ksh)					Absorption Rate 2017/18 FY
County Assembly		**2016/17**	**2017/18**	**Q1**	**Q2**	**Q3**	**Q4**	**Q1+Q2+Q3+Q4**		**Q1**	**Q2**	**Q3**	**Q4**	**Q1+Q2+Q3+Q4**	
	Recurrent	549,094,671	626,552,213	121,219,290	142,864,624	136,557,776	125,714,988	526,356,678	96%	75,269,627	110,765,956	119,833,305	300,765,657	606,634,545	97%
	Development	55,747,519	40,747,519	-	13,767,235	437,403	292,552	14,497,190	26%	-	-	-	7,150,890	7,150,890	18%
	Total	**604,842,190**	**667,299,732**	**121,219,290**	**156,631,859**	**136,995,179**	**126,007,540**	**540,853,868**	**89%**	**75,269,627**	**110,765,956**	**119,833,305**	**307,916,547**	**613,785,435**	92%
		21,618	**50,262**	**6,652**	**08,619**	**23,123**	**87,653**	**76,047**		**9,324**	**18,188**	**3,013**	**18,921**	**39,447**	
Water and irrigation	**Recurrent**	100,950,540	118,716,214	18,405,815	13,551,329	26,535,841	41,233,478	**99,726,464**	99%	10,430,739	16,720,673	24,496,935	66,567,867	118,216,214	100 %
	Development	435,374,656	563,377,878	4,497,637	40,009,240	53,317,585	186,515,861	**284,340,323**	65%	-	19,907,189	22,474,969	95,798,740	138,180,898	25%
	Total	**536,325,196**	**682,094,092**	**22,903,452**	**53,560,569**	**79,853,426**	**227,749,339**	**384,066,786**	**72%**	**10,430,739**	**36,627,862**	**46,971,904**	**162,366,607**	**256,397,112**	38%
Environment and Natural Resources	**Recurrent**	28,322,225	32,175,246	6,774,097	4,667,660	5,339,792	8,226,123	**25,007,673**	88%	2,695,937	1,745,614	1,523,415	25,523,726	31,488,693	98%
	Development	52,651,727	41,662,863	503,720	16,369,715	4,459,128	20,793,261	**42,125,824**	80%	-	2,486,530	3,283,546	21,017,805	26,787,881	64%
	Total	**80,973,952**	**73,838,109**	**7,277,817**	**21,037,375**	**9,798,920**	**29,019,384**	**67,133,496**	**83%**	**2,695,937**	**4,232,144**	**4,806,961**	**46,541,531**	**58,276,574**	79%
Lands, Housing and Urban Development	**Recurrent**	69,396,605	78,777,326	5,313,465	15,134,974	14,594,141	28,983,525	**64,026,104**	92%	3,128,197	6,307,266	5,725,595	62,148,393	77,309,450	98%
	Development	117,163,848	71,848,147	-	14,641,431	49,657,165	37,549,156	**101,847,752**	87%	-	7,536,060	12,694,021	13,553,964	33,784,046	47%
	Total	**186,560,453**	**150,625,473**	**5,313,465**	**29,776,405**	**64,251,306**	**66,532,681**	**165,873,857**	**89%**	**3,128,197**	**13,843,326**	**18,419,616**	**75,702,357**	**111,093,496**	74%
Indust	**Recur**	81,488	78,690	17,13	30,637	17,853	15,205	**80,83**	99%	5,235	20,532	21,786	30,158	77,712	99%

	Economic Classification	Approved supplementary Budget		2016/2017 FY-(Ksh)					Absorption Rate 2016/17 FY	2017/2018 FY- (Ksh)					Absorption Rate 2017/18 FY
County Assembly		**2016/17**	**2017/18**	**Q1**	**Q2**	**Q3**	**Q4**	**Q1+Q2+Q3+Q4**		**Q1**	**Q2**	**Q3**	**Q4**	**Q1+Q2+Q3+Q4**	
	Recurrent	549,094,671	626,552,213	121,219,290	142,864,624	136,557,776	125,714,988	526,356,678	96%	75,269,627	110,765,956	119,833,305	300,765,657	606,634,545	97%
	Development	55,747,519	40,747,519	-	13,767,235	437,403	292,552	14,497,190	26%	-	-	-	7,150,890	7,150,890	18%
	Total	**604,842,190**	**667,299,732**	**121,219,290**	**156,631,859**	**136,995,179**	**126,007,540**	**540,853,868**	**89%**	**75,269,627**	**110,765,956**	**119,833,305**	**307,916,547**	**613,785,435**	92%
rilisation , Commerce, Tourism and Entreprise Development	**rent**	,182	,386	7,243	,381	,442	,046	**3,112**		,820	,808	,183	,097	,907	
	Development	91,377,313	45,358,180	-	22,693,446	10,978,444	28,554,285	**62,226,175**	68%	-	2,091,764	6,998,144	29,024,395	38,114,303	84%
	Total	**172,865,495**	**124,048,566**	**17,137,243**	**53,330,827**	**28,831,886**	**43,759,331**	**143,059,287**	**83%**	**5,235,820**	**22,624,572**	**28,784,327**	**59,182,492**	**115,827,210**	93%
Youth, Gender, Labour, Sports, Culture, Social Security and Services	**Recurrent**	32,185,856	32,873,660	3,135,906	9,874,287	6,796,667	9,526,823	**29,333,682**	91%	3,360,491	5,381,953	5,450,183	17,448,265	31,640,892	96%
	Development	133,870,405	102,246,896	-	19,824,207	20,882,344	19,995,224	**60,701,775**	45%	-	13,773,039	4,750,072	14,756,080	33,279,191	33%
		166,056,261	**135,120,556**	**3,135,906**	**29,698,494**	**27,679,011**	**29,522,047**	**90,035,457**	**54%**	**3,360,491**	**19,154,992**	**10,200,255**	**32,204,345**	**64,920,083**	48%
	Recurrent	**3,901,722,416**	**4,245,686,050**	**534,159,586**	**1,051,979,906**	**967,445,327**	**1,234,386,583**	**3,787,971,401**	97%	**556,412,662**	**1,094,872,429**	**1,060,137,584**	**1,503,496,158**	**4,214,918,834**	**99%**

	Economic Classification	Approved supplementary Budget		2016/2017 FY-(Ksh)					Absorption Rate 2016/17 FY	2017/2018 FY- (Ksh)					Absorption Rate 2017/18 FY
County Assembly		**2016/17**	**2017/18**	**Q1**	**Q2**	**Q3**	**Q4**	**Q1+Q2+Q3+Q4**		**Q1**	**Q2**	**Q3**	**Q4**	**Q1+Q2+Q3+Q4**	
	Recurrent	549,094,671	626,552,213	121,219,290	142,864,624	136,557,776	125,714,988	526,356,678	96%	75,269,627	110,765,956	119,833,305	300,765,657	606,634,545	97%
	Development	55,747,519	40,747,519	-	13,767,235	437,403	292,552	14,497,190	26%	-	-	-	7,150,890	7,150,890	18%
	Total	**604,842,190**	**667,299,732**	**121,219,290**	**156,631,859**	**136,995,179**	**126,007,540**	**540,853,868**	**89%**	**75,269,627**	**110,765,956**	**119,833,305**	**307,916,547**	**613,785,435**	92%
	Development	**2,609,715,318**	**2,713,700,251**	**16,137,711**	**386,207,752**	**391,475,851**	**700,908,417**	**1,494,729,731**	57%	**-**	**152,418,042**	**177,575,483**	**657,449,392**	**987,442,917**	**36%**
	Total	**6,511,437,734**	**6,959,386,301**	**550,297,297**	**1,438,187,658**	**1,358,921,178**	**1,935,295,000**	**5,282,701,132**	81%	**556,412,662**	**1,247,290,471**	**1,237,713,067**	**2,160,945,550**	**5,202,361,750**	**75%**

ANNEX 3: Tenders

Livestock Production Department

No	Sub County	Description	Budget	Status	Contractor Details	Amount	Date Of Completion
1	County wide	Livestock upgrading (purchase of 10,000-day old chicks)	1,000,000	Evaluation stage			
2	E/Ravine (Lembus ward)	Purchase of dairy cows for groups	2,000,000	Quotation awarded BRCG/QTN/356/2017-2018 Lpo no. 2888195	m/s tech link ltd p.o box 9860 nairobi	1,920,000	30/6/2018
3	"	Apiculture development (purchase of bee hives and	3,000,000	Quotation awarded BRCG/QTN/267/2017-2018 Lpo no. 2888177	M/S Sako constr. Ltd p.o box 557-20103	998,750 (supply of KTB Hives)	5/6/2018

No	Sub County	Description	Budget	Status	Contractor Details	Amount	Date Of Completion
		accessories)		- Quotation awarded BRCG/QTN/363/2017-2018	E/Ravine M/S isapam entrp. Ltd p.o box 295 Eldoret	852,716 (supply of beehive accessories)	28/7/2018
4	"	Pasture development (purchase of 1000kgs of pasture seeds)	2,500,000	-Tender awarded lpo no. 2976155 -Quotation awarded BRCG/QTN/264/2017-2018 Lpo no. 2888182	-m/s Allyan investment p.o Box 8931 Eldoret. -M/s Rachelinc Enterp. P.o Box 6271-30100 Eldoret	1,000,000 1,477,443	29/1/2018 (already delivered) 13/6/2018
5	"	Strengthening of farmers extension services (procurement of E-extension equipments and computers)	940,650	-Quotation awarded BRCG/QTN/43/2017-18 Lpo no 2976187	-m/s future tech computer solutions p.o Box 5372 Eldoret	229,000	28/3/2018
6	"	Value addition program (construction of a county milk processing plant)	-	-	-	-	-

No	Sub County	Description	Budget	Status	Contractor Details	Amount	Date Of Completion
7	B/Central, South, Tiaty and Mogotio	Maintenance of sale yards	1,500,000	-Quotation awarded BRCG/QTN/82/2017-18 Lpo no 2888152/3/4 -Quotation awarded BRCG/QTN/364/2017-2018 Lso no 0487470	m/s kamargut hardware p.o Box 66 marigat -m/s Ronjul inv. Ltd p.o Box 389-30100 Eldoret	562,370 840,400	28/3/2018 15/6/2018
8	Eldama Ravine	Purchase of chicks for whole ward-Ravine	2,300,000	Evaluation stage			
9	“	Supply of one day old chicks in Lembus Perkerra ward	1,000,000	“			

Fisheries Department

No	SUB COUNTY	DESCRIPTION	BUDGET	STATUS	CONTRACTOR DETAILS	AMOUNT	DATE OF COMPLETION
1	County wide	Dam fishery development (purchase of fishing gear for harvesting 30 dams)	300,000	Quotation awarded BRCG/QTN/263/2017-2018 Lpo no. 2888185	m/s Dasancy ltd p,o Box 336 E/Ravine	300,000	18/06/2018
2	"	Dam fishery development (stocking 30 community dams with 140,000 fingerlings)	803,173	-Quotation awarded BRCG/QTN/56/2017-2018 Lpo no 2976195 - " & lpo no2888178	-m.c.c & associates p.o Box 154 kabartonjo - "	600,000 200,000	4/5/2018 4/6/2018
3	Baringo South	Aquaculture development (installation of pond underliners in 30 fish ponds county wide)	1,200,000	Quotation awarded BRCG/QTN/35/2017-2018	m/s new edge marketing ltd p.o Box 103496 Nairobi	1,200,000	13/3/2018 (already delivered)
4	"	Aquaculture development (purchase of 1 motorcycles)	500,000	Tender awarded SB/285/2017Lpo raised no. 2888170	m/s Toyota (k) p.o Box 3391-0056 Nairobi	425,253	24/5/2018

Agriculture Department

No	Sub County	Description	Budget	Status	Contractor Details	Amount	Date Of Completion
1	County wide	Support to ASDSP projects	5,500,000	-			
2	"	Support for newly established irrigation schemes (purchase of seeds, fertilizers and	800,000	Quotation awarded BRCG/QTN/178/207-18 LPO NOs 2888157 & 2888158	m/s Tictic global ltd p.o Box 9277-30100 Eldoret	797,650	20/4/2018

No	Sub County	Description	Budget	Status	Contractor Details	Amount	Date Of Completion
		chemicals)					
3	Marigat (mukutani)	Farm irrigation systems-charatike irrigation scheme	3,000,000	Quotation awarded BRCG/QTN/268/2017-18 lpo no. 2888183	M/S Jepvic supplies P.o box 46-00100, E/Ravine	2,996,200	17/7/2018
4	County wide	Pyrethrum development	300,000	Direct order Lpo no.2888179	M/S Pyrethrum Board of Kenya p.o box 420, Nakuru	300,000	5/6/2018
5	B.North,B.Central,B.South	Groundnuts value addition promotion	500,000	Evaluation stage			
6	County wide	Purchase of farm imputs (Purchase of batian coffee seedlings) BRCG/TNR/19/2017-2018	6,000,000	Tender awarded Lpo no. 2888165/6	M/S Allyan inv. P.o box 8931, Eldoret	4,500,000	3/5/2018
7	"	Strengthening of extension project(purchase of extension training materials)	769,283	Quotation awarded Lpo no's 2976045 & 2976044	m/s kibartu construction supplies p.o Box 112 kabarnet	803,700	23/11/2017 (Aready delivered)
8	"	Crop and pasture dev. at ATC	1,500,000	Removed in supplementary			
9	B.North, B.South, B.Central	Ground nuts promotion (purchase of ground nuts seeds)	750,753	Evaluation stage			
10	B.North, B.Central	Cotton promotion (purchase of hybrid cotton seeds)	200,000	Quotation awarded BRCG/QTN/268/2017-18 lpo no. 2888183	m/s Rokip Holdings Ltd p.o Box 264 kabartonjo	200,000	14/6/2018
11	County wide	Creation of productive assets by households (farm ponds and negrims constructed establishment of kitchen gardening, etc)	2,300,000	Quotation awarded BRCG/QTN/47/2017-18 LPO NO. 2976184	m/s Laiwa enterp. P.o Box 20711 Nairobi	2,296,000	27/3/2018 (Goods already delivered)
12	"	Construction of water pump house	300,000	Quotation awarded BRCG/QTN/323/2017-2018	m/s Denmac commercial agencies P.o Box 89 Marigat Tel.0711-491-	300,795	Awaiting professional opinion

No	Sub County	Description	Budget	Status	Contractor Details	Amount	Date Of Completion
					825		
13	B.Central, B.North, Koibatek B.South	Coffee improvement scheme (rehabilitation of 2 coffee factories)	2,400,000	Quotation awarded-Rehabilitation of moinget coffee factory.	m/s Thirteen technologies p.o Box 5763 Eldoret	1,919,340	3/4/2018
14	County wide	Purchase of solar driers	300,000	Quotation awarded LPO NO.2888164	m/s Yemotech con. & gen. suppliers ltd p.o Box 63 marigat	291,000	9/4/2018
15	"	Construction of six door toilet	1,000,000	Quotation awarded BRCG/QTN/73/2017-2018 LSO NO. A143884	m/s Beiben technologies p.o Box 179 kabarnet	1,151,110 (to be subjected to negotiation)	14/3/2018
16	"	Construction of ATC gate	-	-	-	-	-
17	"	Construction of zero grazing unit	1,500,000	Quotation awarded BRCG/QTN/74/2017-2018 Lso no. A143885	m/s chrisang contractors ltd p.o Box 247 kabarnet	1,500,000	14/3/2018
18	"	Purchase of 1 mowers	750,000	Removed in supplementary budget			
19	"	Purchase of hay raker	540,000	Evaluation stage			
20	"	Tractor and accessories for Barwessa ward.	3,300,000	Tender awarded Contract no. SB/280/2017 Lpo no. 2888181	M/s CMC Motors group ltd p.o Box 30135-00100 Nairobi	3,002,600	11/6/2018
21		Purchase of hermatic bags	1,300,000	-Quotation awarded BRCG/QTN/56/2017-2018 Lpo no 2976195 -Quotation awarded BRCG/QTN/358/2017-2018 Lpo no 2888184	-m/s Allcoh inv. P.o Box 538 kabarnet -m/s juniomax constr. Ltd p.o box 216-30400 kabarnet	999,840 299,960	15/3/2018 15/6/2018
22	County wide	Purchase of hay baler	2,250,000	Evaluation stage			

Rolled Over Projects:

No	Sub County	Description	Budget	Status	Contractor Details	Amount	Date Of Completion
1		Renovation of Tuiyobei Cattle Dip BRCG/QTN/170/2017/ 2018	300,000	Qtn Issued			
2		Renovation of Lelgel Cattle Dip	250,000	Qtn Issued			
3	Mogotio	Renovation of Logiri Cattle Dip	250,000	Quotation awarded BRCG/QTN/169/20 17/2018	M/s Nambawan Contr. Ltd, P.O Box 12062-20100, Tel 0726- 920-169	515,797 (subject to negotiation)	
4	B/South	Re-tender of Loboi Cattle Dip	450,000	Quotation awarded BRCG/QTN/91/201 7-18 LSO no. 0487457	M/s Vemotech Construction & Supplies, P. O. Box 68, Marigat, 0720973502	450,000	12/5/2018
5		Re-tender of Tabarin Cattle Dip	500,000	Quotation awarded BRCG/QTN/160/20 17/2018 LSO NO. A143900	M/s Sayatech Logistics Ltd, P.O Box 5115 – 20103, E/Ravine0712 334 116	528,080	16/4/2018
6	B/south	Renovation of Mochongoi Cattle Dip – B/South	700,000	Quotation awarded BRCG/QTN/122/17-18 Lpo no. 0487456	m/s intrasigent enterp. Ltd p.o Box 13797 Nakuru	499,947	4/5/2018
7	B/south	Proposed construction of sambaka cattle dip	1,500,000	Evaluation complete. Awaiting professsional opinion			
8	mogotio	Proposed construction of kaplegich cattle dip	1,500,000	“			
9	“	Proposed construction of Bartugel cattle dip	1,500,000	“			
10	E/Ravine	Proposed construction of Ndonyo cattle dip	1,500,000	“			

No	Sub County	Description	Budget	Status	Contractor Details	Amount	Date Of Completion
11	Tiaty	Proposed construction of Noswo cattle dip	1,500,000	"			
12	"	Proposed construction of orus cattle dip	1,500,000	"			
13		Proposed construction of kabemoi cattle dip	1,500,000	"			
14	Tiaty	Proposed construction of Tabelekwo (Dapalakow) cattle dip	1,500,000	"			
15	mogotio	Proposed construction of kisanana Hay shade	3,273,502	"			
16	B/south	Proposed construction of kapindasum cattle dip	1,500,000	"			
17	Koibatek	Renovation of ATC hostels	2,444,871	Quotation awarded BRCG/QTN/27/2017-2018 LSO NO. 0487469	M/S Targok inv. Ltd p.o box 994, E/Ravine	2,382,541.40	9/8/2018
18	B/South	Renovation of Loropil cattle dip	200,000	Quotation awarded BRCG/QTN/216/2017-2018	M/S Prudent builders &innovation works entpr ltd p.o box 143, E/Ravine	216,499.50	Awaiting professional opinion
19	Tiaty	Proposed rehabilitation, improvement &elevated steel water tower, storage tank,pipework&water trough of kresteswo shallow water well	700,000	Quotation awarded BRCG/QTN/390/2017-2018	M/S Kongasis inv. Ltd p.o box 4569, Eldoret	694,500	Awaiting professional opinion signing
20	E/Ravine	Renovation of kaburandi (sosion) cattle dip	350,000	Quotation awarded BRCG/QTN/179/2017-2018 Lso no 0487453	M/S kiplan entpr. Ltd p.o box 564-30400 Kabarnet	340,950	22/4/2018

ANNEX 4 Health Services Sector

Result Based Financing Payments				
Date	**Payee**	**Details**	**PV. No**	**Bank Ksh.**

Result Based Financing Payments				
Date	**Payee**	**Details**	**PV. No**	**Bank Ksh.**
11-Oct-17	Mormorio Dispensary		FT17284L7W8T	5,295.00
11-Oct-17	Kaptiony Dispensary		FT17284WP07R	6,912.00
11-Oct-17	Kapkuikui Dispensary		FT172847KFTP	8,730.00
11-Oct-17	Atiar Dispensary Hssf Acc		FT17284R2D0J	9,022.00
11-Oct-17	Kasok Dispensary		FT17284KDF2Y	9,451.00
11-Oct-17	Kipngorom Dispensary		FT17284NXM19	11,453.00
11-Oct-17	Chesongo Dispensary		FT17284H6X9Q	11,962.00
11-Oct-17	Cheplambus Dispensary		FT17284FRF5J	12,989.00
11-Oct-17	Sore Dispensary		FT172840WKGN	16,909.00
11-Oct-17	Kipcherere Dispensary		FT17284G25WJ	18,923.00
11-Oct-17	Magonoi Dispensary		FT17284Q42DT	18,989.00
11-Oct-17	Eldume Dispensary		FT1728485K50	19,598.00
11-Oct-17	Sagat Dispensary		FT172848VG6R	21,125.50
11-Oct-17	Kositei Dispensary		FT17284YZ2P4	21,834.00
11-Oct-17	Makutani Dispensary		FT17284T5SGC	22,434.00
11-Oct-17	Tuiyobei Dispensary		FT1728479NKQ	28,830.00
11-Oct-17	Borowonin Dispensary		FT172841D74X	46,040.00
11-Oct-17	Seretunin Health Centre		FT17284SN3KB	71,282.00
11-Oct-17	Mogorwo Heath Centre		FT172840V74S	118,186.00
5-Jan-18	Tiloi Dispensary	RBF	FT18005GQZN1	1,403.00
5-Jan-18	Kisok Dispensary	RBF	FT180059JB92	2,554.20
5-Jan-18	Lelgut Dispensary	RBF	FT18005MXMKC	2,734.00
5-Jan-18	Rebeko Dispensary	RBF	FT18005F7ZS8	2,808.00
5-Jan-18	Kaptiony Dispensary	RBF	FT18005NJP0T	3,355.00
5-Jan-18	Kasok Dispensary	RBF	FT18005ZVSNR	3,395.00
5-Jan-18	Kaptorokwa Dispensary	RBF	FT18005H2KCJ	3,645.00
5-Jan-18	Sabatia Dispensary	RBF	FT18005L3FRN	3,684.90
5-Jan-18	Kapkombe Dispensary	RBF	FT18005BVT23	3,942.75
5-Jan-18	Kibias Dispensary	RBF	FT18005SW9TD	4,730.40

Result Based Financing Payments				
Date	**Payee**	**Details**	**PV. No**	**Bank Ksh.**
5-Jan-18	Kibiriokwonin Dispensary	RBF	FT18005S63XN	5,334.00
5-Jan-18	Nakurtakwei Dispensary	RBF	FT180055LTFT	5,505.50
5-Jan-18	Kapkole Dispensary	RBF	FT180059JL8Z	5,594.00
5-Jan-18	Moigutwo Dispensary	RBF	FT18005PNK3Y	5,751.00
5-Jan-18	Kasitet Dispensary	RBF	FT1800555G49	5,957.00
5-Jan-18	Mormorio Dispensary Hssf Acc	RBF	FT18005J61K8	6,052.20
5-Jan-18	Rosoga Dispensary	RBF	FT18005QSFJ3	6,300.00
5-Jan-18	Kiboino Dispensary	RBF	FT18005LYQBC	6,558.75
5-Jan-18	Riwo Dispensary	RBF	FT180051SWNH	6,840.00
5-Jan-18	Kabogor Dispensary	RBF	FT18005HJCX7	6,954.40
5-Jan-18	Kipcherere Dispensary	RBF	FT18005XYW58	7,872.00
5-Jan-18	Kasoiyo Dispensary	RBF	FT18005YML9L	8,332.80
5-Jan-18	Tebei Dispensary	RBF	FT18005XXNKL	8,364.00
5-Jan-18	Kimose Dispensary	RBF	FT180059M7YN	8,569.70
5-Jan-18	Kapkuei Dispensary	RBF	FT18005V9XD7	8,612.00
5-Jan-18	Cheplambus Dispensary	RBF	FT180055WGSV	8,618.00
5-Jan-18	Kibingor Dispensary	RBF	FT18005XYVZD	9,156.00
5-Jan-18	Molok Dispensary	RBF	FT18005B15RF	9,178.00
5-Jan-18	Ngendalel Dispensary	RBF	FT180059SNKG	9,180.00
5-Jan-18	Molos Dispensary	RBF	FT180057KSL3	9,225.60
5-Jan-18	Aiyebo Dispensary	RBF	FT18005BRY6P	9,382.80
5-Jan-18	Kisonei Dispensary	RBF	FT18005KPWFG	9,622.00
5-Jan-18	Kapkein Dispensary	RBF	FT18005GH023	10,240.00
5-Jan-18	Oldebes Dispensary	RBF	FT18005FKPKH	
5-Jan-18	Tinomoi Dispensary	RBF	FT18005CZ208	10,454.00
5-Jan-18	Kapkuikui Dispensary	RBF	FT18005W768X	10,457.00
5-Jan-18	Kiplombe Dispensary	RBF	FT18005SCMFR	10,640.00
5-Jan-18	Kipngorom Dispensary	RBF	FT18005R3DJQ	10,988.00
5-Jan-18	Sagat Dispensary	RBF	FT18005PBTD0	11,100.00

Result Based Financing Payments				
Date	**Payee**	**Details**	**PV. No**	**Bank Ksh.**
5-Jan-18	Rondinin Dispensary	RBF	FT18005H2WP0	11,180.00
5-Jan-18	Ochii Dispensary	RBF	FT18005Y2QT1	12,264.00
5-Jan-18	Sogon Dispensary	RBF	FT180053TYCB	12,425.00
5-Jan-18	Kapkures Dispensary	RBF	FT18005L2N93	12,460.00
5-Jan-18	Chemasusu Dispensary	RBF	FT18005K2GMZ	12,620.00
5-Jan-18	Kinyach Dispensary	RBF	FT1800506K0G	12,632.00
5-Jan-18	Sore Dispensary	RBF	FT18005SMG32	12,920.00
5-Jan-18	Sorok Dispensary	RBF	FT18005VDYJ6	13,474.00
5-Jan-18	Koriema Dispensary	RBF	FT180050DSTC	
5-Jan-18	Atiar Dispensary Hssf Acc	RBF	FT18005PFM5Y	13,664.00
5-Jan-18	Bekibon Dispensary	RBF	FT180059H0WJ	14,663.00
5-Jan-18	Tirimionin Dispensary	RBF	FT18005L7R1B	14,677.00
5-Jan-18	Lebolos Dispensary	RBF	FT18005DPN66	14,717.70
5-Jan-18	Kipsacho Dispensary	RBF	FT18005XD8FX	14,787.00
5-Jan-18	Kapkomoi Dispensary	RBF	FT18005J3YL7	15,223.00
5-Jan-18	Magonoi Dispensary	RBF	FT18005P7VG6	15,824.00
5-Jan-18	Bossei Dispensary	RBF	FT18005KN47Y	15,876.00
5-Jan-18	Sabor Dispensary	RBF	FT180056QJBY	16,051.20
5-Jan-18	Tinet Dispensary	RBF	FT180057MQ1Z	16,770.00
5-Jan-18	Sandai Dispensary	RBF	FT18005FDVV5	17,253.00
5-Jan-18	Kipkitur Dispensary	RBF	FT18005465N1	17,485.20
5-Jan-18	Sibilo Dispensary	RBF	FT18005PPTCT	17,694.00
5-Jan-18	Kasisit Dispensary	RBF	FT18005N91CN	17,983.00
5-Jan-18	Likwon Dispensary	RBF	FT18005C2KBN	18,036.00
5-Jan-18	Radad Dispensary	RBF	FT180056DL5L	18,194.40
5-Jan-18	Kiptoim Dispensary	RBF	FT18005YYFWC	18,530.00
5-Jan-18	Sirata Dispensary	RBF	FT180059Q2LM	18,709.00
5-Jan-18	Katibel Dispensary	RBF	FT18005X4G8L	18,740.00
5-Jan-18	Kaptumin Dispensary	RBF	FT18005778WW	18,870.00

Result Based Financing Payments				
Date	**Payee**	**Details**	**PV. No**	**Bank Ksh.**
5-Jan-18	Maji Moto Dispensary	RBF	FT18005519YT	19,275.85
5-Jan-18	Chesongo Dispensary	RBF	FT1800533XBL	19,606.40
5-Jan-18	Ngetmoi Dispensary	RBF	FT18005S9FZB	19,669.00
5-Jan-18	Kibingor Dispensary	RBF	FT18005TXTRZ	19,747.00
5-Jan-18	Kokwa Island Dispensary	RBF	FT18005M06D2	19,936.00
5-Jan-18	Kimugul Dispensary	RBF	FT18005SX5LT	20,698.00
5-Jan-18	Tiriondonin Dispensary	RBF	FT180053QHB9	20,859.00
5-Jan-18	Sinonin Dispensary	RBF	FT18005KG1ZP	20,995.20
5-Jan-18	Kabiyet Dispensary	RBF	FT18005VFMTY	21,448.20
5-Jan-18	Cheberen Dispensary	RBF	FT180056ZBTV	22,328.00
5-Jan-18	Kapluk Dispensary	RBF	FT18005CH9ZP	22,537.00
5-Jan-18	Kapchepkor Dispensary	RBF	FT180051WJVC	23,660.00
5-Jan-18	Bartolimo Dispensary	RBF	FT18005FL0G5	23,865.00
5-Jan-18	Loboi Dispensary	RBF	FT180056NNQS	24,186.00
5-Jan-18	Eldume Dispensary	RBF	FT18005Z284G	25,076.00
5-Jan-18	Koroto Dispensary	RBF	FT180059M2F9	25,106.90
5-Jan-18	Kabimoi Dispensary	RBF	FT18005933T6	25,232.00
5-Jan-18	Lamaiwe Dispensary	RBF	FT180054DS26	25,781.00
5-Jan-18	Tugumoi Dispensary	RBF	FT18005B37KN	25,840.00
5-Jan-18	Kapkiamo Dispensary	RBF	FT18005HTRF3	26,197.00
5-Jan-18	Kipsogon Dispensary	RBF	FT180056P7YK	26,344.00
5-Jan-18	Kamar Dispensary	RBF	FT18005QM321	26,413.20
5-Jan-18	Toniok Dispensary	RBF	FT18005KZWPF	28,576.00
5-Jan-18	Saos Dispensary	RBF	FT180058ND06	29,300.40
5-Jan-18	Muserechi Dispensary	RBF	FT18005M1JJY	31,416.00
5-Jan-18	Kiserian Dispensary	RBF	FT18005TKFKB	33,815.00
5-Jan-18	Maji Mazuri Dispensary	RBF	FT18005C1TL4	33,952.80
5-Jan-18	Barsemoi Dispensary	RBF	FT180059G6Z7	35,813.00
5-Jan-18	Kapkelelwa Dispensary	RBF	FT18005T0MMR	37,492.00

Result Based Financing Payments				
Date	**Payee**	**Details**	**PV. No**	**Bank Ksh.**
5-Jan-18	Borowonin Dispensary	RBF	FT18005G9H7C	37,710.00
5-Jan-18	Talai Dispensary	RBF	FT180050LPFJ	38,299.00
5-Jan-18	Ol Arabel Dispensary	RBF	FT180052SJKC	39,116.00
5-Jan-18	Sigoro Dispensary	RBF	FT180057TP2T	39,120.00
5-Jan-18	Koitebes Dispensary	RBF	FT180059QKYM	40,728.00
5-Jan-18	Kaptum Dispensary	RBF	FT180056HZ1K	40,930.00
5-Jan-18	Molosirwe Dispensary	RBF	FT180054S4JH	41,968.80
5-Jan-18	Muchukwo Dispensary	RBF	FT1800548C7F	42,319.20
5-Jan-18	Poi Dispensary	RBF	FT180050BZHS	42,836.00
5-Jan-18	Simotwet Dispensary	RBF	FT18005YH5XM	43,032.40
5-Jan-18	Keturwo Health Centre	RBF	FT18005SSCCZ	45,558.00
5-Jan-18	Kiptuno Dispensary	RBF	FT1800543031	45,663.00
5-Jan-18	Sirwa Dispensary	RBF	FT18005PHBCH	45,987.70
5-Jan-18	Seguton Dispensary	RBF	FT18005WN3M7	46,797.40
5-Jan-18	Timboiywo Dispensary	RBF	FT18005G8RQS	47,028.00
5-Jan-18	Arama Dispensary	RBF	FT180051MRTR	48,768.00
5-Jan-18	Mugurin Dispensary	RBF	FT18005ZPJJ1	48,846.95
5-Jan-18	Ngubereti Community Health Centre	RBF	FT18005BKCTJ	49,192.40
5-Jan-18	Solian Dispensary	RBF	FT180051G82Q	49,628.80
5-Jan-18	Igure Dispensary	RBF	FT18005HBX55	51,086.30
5-Jan-18	Sumeiyon Dispensary	RBF	FT1800586K5T	56,478.00
5-Jan-18	Kimoriot Dispensary	RBF	FT1800593ZBH	56,800.00
5-Jan-18	Kituro Health Centre	RBF	FT1800584LKK	59,807.00
5-Jan-18	Olkokwe Dispensary	RBF	FT18005YT9L5	61,566.00
5-Jan-18	Equator Dispensary	RBF	FT18005WNN34	
5-Jan-18	Tuiyobei Dispensary	RBF	FT18005N33N3	65,751.00
5-Jan-18	Illingarua Dispensary	RBF	FT18005NFG9Y	66,293.00
5-Jan-18	Bartabwa Dispensary	RBF	FT18005NBK7B	67,185.00
5-Jan-18	Kiptagich Health Centre	RBF	FT180058JYM4	67,868.00

Result Based Financing Payments				
Date	**Payee**	**Details**	**PV. No**	**Bank Ksh.**
5-Jan-18	Mogorwo Heath Centre	RBF	FT18005F23BL	68,420.00
5-Jan-18	Kipsaraman Dispensary	RBF	FT18005J2WM5	69,836.00
5-Jan-18	Kampi Samaki Health Centre	RBF	FT180058DCX0	72,750.00
5-Jan-18	Seretunin Health Centre	RBF	FT1800543M7B	77,188.00
5-Jan-18	Mogotio Health Centre	RBF	FT18005NYBBZ	77,419.00
5-Jan-18	Salawa Heath Centre	RBF	FT18005L17YB	79,315.20
5-Jan-18	Mochongoi Health Centre	RBF	FT18005888YG	80,728.00
5-Jan-18	Kaptimbor Dispensary	RBF	FT180054Q6Q5	87,460.00
5-Jan-18	Torongo Heath Centre	RBF	FT18005H552Y	104,121.10
5-Jan-18	Kuikui Health Centre	RBF	FT180056CY7T	112,730.00
5-Jan-18	Barwesa Health Centre Hssf Acc	RBF	FT18005G8FDM	118,982.40
5-Jan-18	Kisanana Health Centre	RBF	FT18005CZ54D	123,766.00
5-Jan-18	Esageri Health Centre	RBF	FT180056WWQL	125,632.40
5-Jan-18	Marigat Catholic Dispensary	RBF	FT1800582XVD	126,429.00
5-Jan-18	Tenges Heath Centre	RBF	FT1800512TBC	126,645.00
5-Jan-18	Kimalel Health Centre	RBF	FT18005K9D2X	151,498.00
5-Jan-18	Emining Health Centre	RBF	FT1800507XKN	184,265.40
5-Jan-18	Timboroa Health Centre	RBF	FT18005TR2SM	225,327.40
27-Feb-18	Kapkures Dispensary	RBF	FT180581SYNS	5,225.00
27-Feb-18	Waseges Dispensary	RBF	FT180580DZBQ	7,740.00
27-Feb-18	Kibias Dispensary	RBF	FT18058WVB3T	10,202.00
27-Feb-18	Kabogor Dispensary	RBF	FT18058L5J4R	10,421.00
27-Feb-18	Molok Dispensary	RBF	FT1805844H1X	12,112.00
27-Feb-18	Oldebes Dispensary	RBF	FT18058BGTMQ	12,696.00
27-Feb-18	Sabor Dispensary	RBF	FT18058MXTYB	12,826.00
27-Feb-18	Tebei Dispensary	RBF	FT18058TKQP5	13,668.00
27-Feb-18	Kokwa Island Dispensary	RBF	FT180583NGCX	14,478.00
27-Feb-18	Emsos Dispensary	RBF	FT18058SQ48R	14,939.00
27-Feb-18	Kapkuikui Dispensary	RBF	FT180588VN6K	15,104.00

Result Based Financing Payments				
Date	**Payee**	**Details**	**PV. No**	**Bank Ksh.**
27-Feb-18	Tian Dispensary	RBF	FT180586GRPP	17,720.00
27-Feb-18	Sogon Dispensary	RBF	FT18058FGR20	20,066.00
27-Feb-18	Ngendalel Dispensary	RBF	FT1805897V5Z	21,386.00
27-Feb-18	Tinomoi Dispensary	RBF	FT18058BC1VY	21,447.00
27-Feb-18	Koriema Dispensary	RBF	FT180580XCSV	22,159.00
27-Feb-18	Kiplombe Dispensary	RBF	FT18058BP2JR	25,067.00
27-Feb-18	Bekibon Dispensary	RBF	FT18058SBT7F	25,872.00
27-Feb-18	Kimose Dispensary	RBF	FT1805867CZ1	26,031.00
27-Feb-18	Kapkein Dispensary	RBF	FT18058Z50F0	30,362.00
27-Feb-18	Kipngorom Dispensary	RBF	FT180582R7R7	31,137.00
27-Feb-18	Maji Moto Dispensary	RBF	FT18058KM4DT	33,912.00
27-Feb-18	Rosoga Dispensary	RBF	FT18058T1J26	34,604.00
27-Feb-18	Sirata Dispensary	RBF	FT180585MZBT	37,800.00
27-Feb-18	Kipsogon Dispensary	RBF	FT18058D9JKX	44,074.00
27-Feb-18	Kamar Dispensary	RBF	FT180580JL72	45,095.00
27-Feb-18	Radad Dispensary	RBF	FT18058M8NSN	45,922.00
27-Feb-18	Kabiyet Dispensary	RBF	FT18058DTRD5	46,015.00
27-Feb-18	Kabimoi Dispensary	RBF	FT18058TNSJ3	46,542.00
27-Feb-18	Molosirwe Dispensary	RBF	FT18058TKS1G	51,142.00
27-Feb-18	Sandai Dispensary	RBF	FT18058Z7BZR	55,355.00
27-Feb-18	Molos Dispensary	RBF	FT18058G4M45	59,090.00
27-Feb-18	Koitebes Dispensary	RBF	FT180583HZ4G	62,726.00
27-Feb-18	Sore Dispensary	RBF	FT18058M0QDN	62,983.00
27-Feb-18	Cheberen Dispensary	RBF	FT1805884X7H	63,994.00
27-Feb-18	Ol Arabel Dispensary	RBF	FT180589FYT9	65,597.00
27-Feb-18	Eldume Dispensary	RBF	FT18058S3ZV2	68,120.00
27-Feb-18	Kipkitur Dispensary	RBF	FT18058XJD85	74,342.00
27-Feb-18	Kiptoim Dispensary	RBF	FT18058RRWPM	75,502.00
27-Feb-18	Lamaiwe Dispensary	RBF	FT18058GG0MJ	77,397.00

Result Based Financing Payments				
Date	**Payee**	**Details**	**PV. No**	**Bank Ksh.**
27-Feb-18	Sirwa Dispensary	RBF	FT18058KG546	85,344.00
27-Feb-18	Igure Dispensary	RBF	FT180580F59K	90,262.00
27-Feb-18	Barsemoi Dispensary	RBF	FT18058WTST8	90,566.00
27-Feb-18	Tuiyobei Dispensary	RBF	FT18058SJK56	96,713.00
27-Feb-18	Loboi Dispensary	RBF	FT18058K2PQ6	98,946.00
27-Feb-18	Kiserian Dispensary	RBF	FT18058NX4P4	112,939.00
27-Feb-18	Illingarua Dispensary	RBF	FT18058F8BGP	127,947.00
27-Feb-18	Equator Dispensary	RBF	FT1805859PCJ	136,091.00
27-Feb-18	Mugurin Dispensary	RBF	FT180589M796	145,986.00
27-Feb-18	Olkokwe Dispensary	RBF	FT18058MMT8M	175,969.00
27-Feb-18	Nakoko Health Centre	RBF	FT18058864ZQ	180,000.00
27-Feb-18	Riongo Dispensary	RBF	FT180587TJXP	180,000.00
27-Feb-18	Kasoiyo Dispensary	RBF	FT18058BKPHD	180,000.00
27-Feb-18	Muchukwo Dispensary	RBF	FT18058XBY95	180,000.00
27-Feb-18	Ngoron Dispensary	RBF	FT180585CY6B	180,000.00
27-Feb-18	Kipcherere Dispensary	RBF	FT18058VMH8Z	180,000.00
27-Feb-18	Koroto Dispensary	RBF	FT180582QDVT	180,000.00
27-Feb-18	Ayatya Dispensary	RBF	FT18058HL2X1	180,000.00
27-Feb-18	Sorok Dispensary	RBF	FT18058T1BHT	180,000.00
27-Feb-18	Aiyebo Dispensary	RBF	FT180588HL30	180,000.00
27-Feb-18	Tugumoi Dispensary	RBF	FT18058PX0TC	180,000.00
27-Feb-18	Lebolos Dispensary	RBF	FT18058Z9SFV	180,000.00
27-Feb-18	Kimugul Dispensary	RBF	FT180587V67F	180,000.00
27-Feb-18	Kapchepkor Dispensary	RBF	FT180585W5VB	180,000.00
27-Feb-18	Kaptum Dispensary	RBF	FT18058Y1T7H	180,000.00
27-Feb-18	Simotwet Dispensary	RBF	FT18058JYB38	180,000.00
27-Feb-18	Kibias Dispensary	RBF	FT180580MMR7	180,000.00
27-Feb-18	Kaptumin Dispensary	RBF	FT18058KYJPY	180,000.00
27-Feb-18	Kaptiony Dispensary	RBF	FT180580YB6S	180,000.00

Result Based Financing Payments				
Date	**Payee**	**Details**	**PV. No**	**Bank Ksh.**
27-Feb-18	Bossei Dispensary	RBF	FT1805876F8K	180,000.00
27-Feb-18	Chemoril Dispensary	RBF	FT1805820VQ9	180,000.00
27-Feb-18	Tinet Dispensary	RBF	FT180583NCFB	180,000.00
27-Feb-18	Sibilo Dispensary	RBF	FT18058DV2KZ	180,000.00
27-Feb-18	A.I.C Churo Dispensary	RBF	FT18058NS9JM	180,000.00
27-Feb-18	Sabatia Dispensary	RBF	FT18058BWWNG	180,000.00
27-Feb-18	Akwichatis Dispensary	RBF	FT18058PP7CN	180,000.00
27-Feb-18	Kapkole Dispensary	RBF	FT180582G2RC	180,000.00
27-Feb-18	Kapkitony Dispensary	RBF	FT18058RKD36	
27-Feb-18	Kasok Dispensary	RBF	FT18058WGHG0	180,000.00
27-Feb-18	Kositei Dispensary	RBF	FT180588TQ54	180,000.00
27-Feb-18	Kaptuya Dispensary	RBF	FT18058Q901G	180,000.00
27-Feb-18	Bartolimo Dispensary	RBF	FT18058VZP92	180,000.00
27-Feb-18	Kinyach Dispensary	RBF	FT18058JDS8G	180,000.00
27-Feb-18	Rebeko Dispensary	RBF	FT18058RCFV0	180,000.00
27-Feb-18	Kapkombe Dispensary	RBF	FT18058NHLP3	180,000.00
27-Feb-18	Kabiyet Dispensary	RBF	FT1805806N6X	180,000.00
27-Feb-18	Komolion Dispensary	RBF	FT18058V3P51	180,000.00
27-Feb-18	Kasisit Dispensary	RBF	FT18058R9XCG	180,000.00
27-Feb-18	Kipsacho Dispensary	RBF	FT18058DG70F	180,000.00
27-Feb-18	Kiboino Dispensary	RBF	FT18058G8KNN	180,000.00
27-Feb-18	Yatya Dispensary	RBF	FT18058G3LBD	180,000.00
27-Feb-18	Ngetmoi Dispensary	RBF	FT18058S9D0Y	180,000.00
27-Feb-18	Likwon Dispensary	RBF	FT18058GHM11	180,000.00
27-Feb-18	Kaptimbor Dispensary	RBF	FT18058XCFZ2	180,000.00
27-Feb-18	Chesongo Dispensary	RBF	FT18058JSTPG	180,000.00
27-Feb-18	Kamar Dispensary	RBF	FT18058QXCLV	180,000.00
27-Feb-18	Makutani Dispensary	RBF	FT18058FGFSK	180,000.00
27-Feb-18	Loiwat Dispensary	RBF	FT180586Q9XX	180,000.00

Result Based Financing Payments				
Date	**Payee**	**Details**	**PV. No**	**Bank Ksh.**
27-Feb-18	Orokwo Dispensary	RBF	FT180584Z7L0	180,000.00
27-Feb-18	Kapluk Dispensary	RBF	FT18058V3CLS	180,000.00
27-Feb-18	Sutiechun Dispensary	RBF	FT18058B010X	180,000.00
27-Feb-18	Tiloi Dispensary	RBF	FT18058MDBNK	180,000.00
27-Feb-18	Poi Dispensary	RBF	FT1805828Q08	180,000.00
27-Feb-18	Bartabwa Dispensary	RBF	FT1805808V35	180,000.00
27-Feb-18	Loruk Dispensary	RBF	FT180580L4HZ	180,000.00
27-Feb-18	Chemasusu Dispensary	RBF	FT18058JWBH3	180,000.00
27-Feb-18	Seguton Dispensary	RBF	FT18058RYYCC	180,000.00
27-Feb-18	Nyimbei Dispensary	RBF	FT18058WGZRJ	180,000.00
27-Feb-18	Sogon Dispensary	RBF	FT18058791D0	180,000.00
27-Feb-18	Kapkures Dispensary	RBF	FT180583PV35	180,000.00
27-Feb-18	Igure Dispensary	RBF	FT180588N3QK	180,000.00
27-Feb-18	Kapkuei Dispensary	RBF	FT18058502TD	180,000.00
27-Feb-18	Arama Dispensary	RBF	FT18058QH7ZZ	180,000.00
27-Feb-18	Kimoriot Dispensary	RBF	FT18058K1YFT	180,000.00
27-Feb-18	Mogotio Town Dispensary	RBF	FT18058QRPVF	180,000.00
27-Feb-18	Kipkitur Dispensary	RBF	FT18058Z7BLY	180,000.00
27-Feb-18	Kiptoim Dispensary	RBF	FT18058D61X0	180,000.00
27-Feb-18	Radad Dispensary	RBF	FT18058V4KSM	180,000.00
27-Feb-18	Kabogor Dispensary	RBF	FT18058KH9HR	180,000.00
27-Feb-18	Sore Dispensary	RBF	FT18058TC1CP	180,000.00
27-Feb-18	Sirwa Dispensary	RBF	FT180584LD3C	180,000.00
27-Feb-18	Rosoga Dispensary	RBF	FT18058G0RM6	180,000.00
27-Feb-18	Kipsogon Dispensary	RBF	FT18058X9DMV	180,000.00
27-Feb-18	Mugurin Dispensary	RBF	FT18058R8F44	180,000.00
27-Feb-18	Olkokwe Dispensary	RBF	FT1805832R78	180,000.00
27-Feb-18	Maji Moto Dispensary	RBF	FT18058LM6JT	180,000.00
27-Feb-18	Kapkein Dispensary	RBF	FT1805883K0X	180,000.00

Result Based Financing Payments				
Date	**Payee**	**Details**	**PV. No**	**Bank Ksh.**
27-Feb-18	Cheberen Dispensary	RBF	FT18058TF69S	180,000.00
27-Feb-18	Molos Dispensary	RBF	FT180580XK3Q	180,000.00
27-Feb-18	Koitebes Dispensary	RBF	FT1805825T3J	180,000.00
27-Feb-18	Molok Dispensary	RBF	FT18058H91BS	180,000.00
27-Feb-18	Waseges Dispensary	RBF	FT18058N9J9J	180,000.00
27-Feb-18	Molosirwe Dispensary	RBF	FT180585KJ4Q	180,000.00
27-Feb-18	Lodengo Health Centre (Aic)	RBF	FT18058D17H1	180,000.00
27-Feb-18	Kiplombe Dispensary	RBF	FT18058ZR85Y	180,000.00
27-Feb-18	Nakurtakwei Dispensary	RBF	FT18058LTM28	180,000.00
27-Feb-18	Kibiriokwonin Dispensary	RBF	FT18058MMQ5X	180,000.00
27-Feb-18	Moigutwo Dispensary	RBF	FT180583LBKN	180,000.00
27-Feb-18	Rondinin Dispensary	RBF	FT18058KRMDR	180,000.00
27-Feb-18	Tirimionin Dispensary	RBF	FT18058S3CMY	180,000.00
27-Feb-18	Kalabata Dispensary	RBF	FT18058CXSZD	180,000.00
27-Feb-18	Maji Mazuri Dispensary	RBF	FT180589D9ZP	180,000.00
27-Feb-18	Katibel Dispensary	RBF	FT180586LCXR	180,000.00
27-Feb-18	Kapturo Dispensary	RBF	FT1805821MK6	180,000.00
27-Feb-18	Kisonei Dispensary	RBF	FT18058CWZPQ	180,000.00
27-Feb-18	Churo Dispensary	RBF	FT18058GCP4F	180,000.00
27-Feb-18	Sumeiyon Dispensary	RBF	FT18058PKJ5R	180,000.00
27-Feb-18	Kapkelelwa Dispensary	RBF	FT18058RC99H	180,000.00
27-Feb-18	Kisok Dispensary	RBF	FT18058L49MQ	180,000.00
27-Feb-18	Riwo Dispensary	RBF	FT18058J6B46	180,000.00
27-Feb-18	Barpello Dispensary	RBF	FT18058M1C5D	180,000.00
27-Feb-18	Kapkomoi Dispensary	RBF	FT18058J7S26	180,000.00
27-Feb-18	Kapkiamo Dispensary	RBF	FT180580H4RF	180,000.00
27-Feb-18	Atiar Dispensary Hssf Acc	RBF	FT180588NM6W	180,000.00
27-Feb-18	Lelgut Dispensary	RBF	FT180587YT78	180,000.00
27-Feb-18	Maron Dispensary	RBF	FT18058SD47F	180,000.00

Result Based Financing Payments				
Date	**Payee**	**Details**	**PV. No**	**Bank Ksh.**
27-Feb-18	Kamurio Dispensary	RBF	FT18058S5X1W	180,000.00
27-Feb-18	Kapunyany Dispensary	RBF	FT18058D6BBL	180,000.00
27-Feb-18	Borowonin Dispensary	RBF	FT18058ZQ5FG	180,000.00
27-Feb-18	Krezee Dispensary	RBF	FT180580HDFS	180,000.00
27-Feb-18	Sagat Dispensary	RBF	FT1805807LPL	180,000.00
27-Feb-18	Kasitet Dispensary	RBF	FT18058LSGJM	180,000.00
27-Feb-18	Kasaka Dispensary	RBF	FT18058B6HZK	180,000.00
27-Feb-18	Kaptorokwa Dispensary	RBF	FT18058L72PV	180,000.00
27-Feb-18	Mormorio Dispensary	RBF	FT18058R1SRK	180,000.00
27-Feb-18	Chepturu Dispensary	RBF	FT18058Q0CXQ	180,000.00
27-Feb-18	Sigoro Dispensary	RBF	FT180586GB3L	180,000.00
27-Feb-18	Seretion Dispensary	RBF	FT18058M9L0P	180,000.00
27-Feb-18	Bekibon Dispensary	RBF	FT18058PL369	180,000.00
27-Feb-18	Equator Dispensary	RBF	FT18058FL407	180,000.00
27-Feb-18	Eldume Dispensary	RBF	FT18058PW1WM	180,000.00
27-Feb-18	Sirata Dispensary	RBF	FT18058QPZCJ	180,000.00
27-Feb-18	Saos Dispensary	RBF	FT180586LDQB	180,000.00
27-Feb-18	Toniok Dispensary	RBF	FT18058X4D56	180,000.00
27-Feb-18	Kaplel Dispensary	RBF	FT18058CDW3K	180,000.00
27-Feb-18	Ochii Dispensary	RBF	FT1805899M95	180,000.00
27-Feb-18	Timboiywo Dispensary	RBF	FT180588N3KV	180,000.00
27-Feb-18	Talai Dispensary	RBF	FT18058VP7RN	180,000.00
27-Feb-18	Sinonin Dispensary	RBF	FT18058FMNY1	180,000.00
27-Feb-18	Kiptuno Dispensary	RBF	FT1805808X87	180,000.00
27-Feb-18	Muserechi Dispensary	RBF	FT18058MVN5H	180,000.00
27-Feb-18	Kabimoi Dispensary	RBF	FT180588M152	180,000.00
27-Feb-18	Tebei Dispensary	RBF	FT18058S74HX	180,000.00
27-Feb-18	Kibingor Dispensary	RBF	FT18058ZNZFW	180,000.00
27-Feb-18	Magonoi Dispensary	RBF	FT18058CT7Q0	180,000.00

Result Based Financing Payments				
Date	**Payee**	**Details**	**PV. No**	**Bank Ksh.**
27-Feb-18	Solian Dispensary	RBF	FT18058J6SM2	180,000.00
27-Feb-18	Mogotio Town Dispensary	RBF	FT180589M03V	182,226.00
27-Feb-18	Ngubereti Community Health Centre	RBF	FT18058L50TF	200,000.00
27-Feb-18	Mogorwo Heath Centre	RBF	FT180583ZHKN	200,000.00
27-Feb-18	Kuikui Health Centre	RBF	FT18058Q98ZD	200,000.00
27-Feb-18	Emining Health Centre	RBF	FT18058VHJYW	200,000.00
27-Feb-18	Timboroa Health Centre	RBF	FT1805812C8S	200,000.00
27-Feb-18	Salawa Heath Centre	RBF	FT18058CR69F	200,000.00
27-Feb-18	Torongo Heath Centre	RBF	FT18058J5H40	200,000.00
27-Feb-18	Tangulbei Health Centre	RBF	FT180582Y2MT	200,000.00
27-Feb-18	Kolowa Health Centre	RBF	FT18058G7KVP	200,000.00
27-Feb-18	Kiptagich Health Centre	RBF	FT18058316BM	200,000.00
27-Feb-18	Mochongoi Health Centre	RBF	FT1805868B8N	200,000.00
27-Feb-18	Esageri Health Centre	RBF	FT18058BQ8NQ	200,000.00
27-Feb-18	Tenges Heath Centre	RBF	FT180584RPLT	200,000.00
27-Feb-18	Kimalel Health Centre	RBF	FT1805881LMP	200,000.00
27-Feb-18	Kampi Samaki Health Centre	RBF	FT18058ZTZGJ	200,000.00
27-Feb-18	Keturwo Health Centre	RBF	FT180585MN8L	200,000.00
27-Feb-18	Nginyang Health Centre	RBF	FT180588KF5Z	200,000.00
27-Feb-18	Seretunin Health Centre	RBF	FT18058ZGLKW	200,000.00
27-Feb-18	Kituro Health Centre	RBF	FT18058NTCXT	200,000.00
27-Feb-18	Kisanana Health Centre	RBF	FT18058TJ6T9	200,000.00
27-Feb-18	Marigat Catholic Dispensary	RBF	FT18058X5Y0H	933,469.00
28-Feb-18	Baringo County Chmt Hssf Acc	THS	FT18059TS2L3	
21-Mar-18	Sutiechun Dispensary	RBF	FT180808KF9H	2,060.80
21-Mar-18	Kapkitony Dispensary	RBF	FT180806HS6N	
21-Mar-18	Kasaka Dispensary	RBF	FT18080KNYHX	7,230.00
21-Mar-18	Oldebes Dispensary	RBF	FT18080Y9YTF	10,452.00
21-Mar-18	Atiar Dispensary Hssf Acc	RBF	FT18080WK3Y2	13,664.00

Result Based Financing Payments				
Date	**Payee**	**Details**	**PV. No**	**Bank Ksh.**
21-Mar-18	Salawa Heath Centre	RBF	FT1808093LHF	44,598.40
21-Mar-18	Equator Dispensary	RBF	FT18080DHMHH	64,794.60
14-May-18	Koimugul Dispensary	RBF		180,000.00
14-May-18	Baringo County Chmt	THS FUNDS		
16-May-18	Koimugul Dispensary	RBF		91,557.20
30-May-18	Lelgut Dispensary	RBF		1,657.00
30-May-18	Kapkombe Dipspensary	RBF		5,343.00
30-May-18	Orokwo Dispensary	RBF		8,503.00
30-May-18	Kaplel Dispensary	RBF		11,771.00
30-May-18	Kisok Dispensary	RBF		18,016.00
30-May-18	Sorok Dispensary	RBF		18,818.00
30-May-18	Riwo Dispensary	RBF		19,415.00
30-May-18	Komolion Dispensary	RBF		20,293.00
30-May-18	Magonoi Dispensary	RBF		25,017.00
30-May-18	Ngetmoi Dispensary	RBF		26,730.00
30-May-18	Ochii Dispensary	RBF		28,836.00
30-May-18	Loiwat Dispensary	RBF		46,776.00
30-May-18	Saos Dispensary	RBF		51,630.00
30-May-18	Simotwet Dispensary	RBF		53,820.00
30-May-18	Maji Masuzi Dispensary	RBF		63,119.00
30-May-18	Muserechi Dispensary	RBF		64,072.00
30-May-18	Keturwo Health Care	RBF		65,071.00
30-May-18	Seguton Dispensary	RBF		72,197.00
30-May-18	Akwichatis	RBF		74,099.00
30-May-18	Churo Dispensary	RBF		74,413.00
30-May-18	Poi Dispensary	RBF		79,779.00
30-May-18	Katibel Dispensary	RBF		83,394.00
30-May-18	Borowonin Dispensary	RBF		86,476.00
30-May-18	Kapkelelwa Dispensary	RBF		97,330.00

Result Based Financing Payments				
Date	**Payee**	**Details**	**PV. No**	**Bank Ksh.**
30-May-18	Kolowa Health Care	RBF		107,915.00
30-May-18	Kituro Health Care	RBF		112,499.00
30-May-18	Solian Dispensary	RBF		112,500.00
30-May-18	Loruk Dispensary	RBF		114,438.00
30-May-18	Sumeiyon Dispensary	RBF		122,524.00
30-May-18	Ngurubereti Community Health Care	RBF		125,568.00
30-May-18	Barpello Dispensary	RBF		137,720.00
30-May-18	Talai Dispensary	RBF		144,293.00
30-May-18	Bartabwa Dispensary	RBF		150,283.00
30-May-18	Timboiwo Dispensary	RBF		151,456.00
30-May-18	Seretunin Dispensary	RBF		163,732.00
30-May-18	A.I.C Churo Dispensary	RBF		165,557.00
30-May-18	Kiptagich Health Center	RBF		172,581.00
30-May-18	Salawa Phc Dispensary	RBF		173,180.00
30-May-18	Kasiela Dispensary	RBF		180,000.00
30-May-18	Barsemoi Dispensary	RBF		180,000.00
30-May-18	Loboi Dispensary	RBF		180,000.00
30-May-18	Sandai Dispensary	RBF		180,000.00
30-May-18	Sabor Dispensary	RBF		180,000.00
30-May-18	Kokwa Island Dispensary	RBF		180,000.00
30-May-18	Lamaiwe Dispensary	RBF		180,000.00
30-May-18	Illingarua Dispensary	RBF		180,000.00
30-May-18	Kapkuikui Dispensary	RBF		180,000.00
30-May-18	Kimose Dispensary	RBF		180,000.00
30-May-18	Koriema Dispensary	RBF		180,000.00
30-May-18	Kiserian Dispensary	RBF		180,000.00
30-May-18	Ngendalel Dispensary	RBF		180,000.00
30-May-18	Olarabel Dispensary	RBF		180,000.00
30-May-18	Marigat Catholic Dispensary	RBF		180,000.00

Result Based Financing Payments				
Date	**Payee**	**Details**	**PV. No**	**Bank Ksh.**
30-May-18	Oldebes Dispensary	RBF		180,000.00
30-May-18	Tian Dispensary	RBF		180,000.00
30-May-18	Emosos Dispensary	RBF		180,000.00
30-May-18	Kimngorom Dispensary	RBF		180,000.00
30-May-18	Kaptibor Dispensary	RBF		181,510.00
30-May-18	Mochongoi Health Center	RBF		182,411.00
30-May-18	Torongo Health Center	RBF		183,150.00
30-May-18	Mogorwo Health Center	RBF		214,641.00
30-May-18	Esageri Health Center	RBF		235,420.00
30-May-18	Kipsaraman Dispensary	RBF		256,634.00
30-May-18	Kampi Samaki Health Center	RBF		282,199.00
30-May-18	Ngiyang Health Center	RBF		296,999.00
30-May-18	Tenges Health Center	RBF		314,396.00
30-May-18	Kisanana Health Center	RBF		330,439.00
30-May-18	Kimalel Health Center	RBF		370,620.80
30-May-18	Timboroa Health Center	RBF		401,602.00
30-May-18	Emining Health Center	RBF		449,708.00
4-Jun-18	Kaptorokwa Dispensary	RBF		7,128.00
4-Jun-18	Sabatia Dispensary	RBF		8,154.00
4-Jun-18	Mormorio Dispensary	RBF		9,669.00
4-Jun-18	Kasok Dispensary	RBF		11,679.00
4-Jun-18	Kisonei Dispensary	RBF		13,113.00
4-Jun-18	Kasoiyo Dispensary	RBF		15,178.00
4-Jun-18	Kalabata Dispensary	RBF		15,641.00
4-Jun-18	Atiar Dispensary Hssf Acc	RBF		16,058.00
4-Jun-18	Nakurtakwei Dispensary	RBF		16,640.00
4-Jun-18	Kositei Dispensary	RBF		17,114.00
4-Jun-18	Chemasusu Dispensary	RBF		17,813.00
4-Jun-18	Rondinin Dipsensary	RBF		17,913.00

Result Based Financing Payments				
Date	**Payee**	**Details**	**PV. No**	**Bank Ksh.**
4-Jun-18	Kasaka Dispensary	RBF		19,492.00
4-Jun-18	Aiyebo Dispensary	RBF		19,505.00
4-Jun-18	Kipsacho Dispensary	RBF		19,995.00
4-Jun-18	Kaptumin Dispensary	RBF		20,426.00
4-Jun-18	Koroto Dispensary	RBF		20,507.00
4-Jun-18	Kapruto Dispensary	RBF		22,744.00
4-Jun-18	Kinyach Dispensary	RBF		23,656.00
4-Jun-18	Kipcherere Dispensary	RBF		23,892.00
4-Jun-18	Kiboino Dispensary	RBF		24,558.00
4-Jun-18	Chepturu Dispensary	RBF		24,802.00
4-Jun-18	Kibiriokwonin Dispensary	RBF		25,968.00
4-Jun-18	Yatya Dispensary	RBF		25,987.00
4-Jun-18	Tirimionin Dispensary	RBF		27,364.00
4-Jun-18	Kapkomoi Dispensary	RBF		27,784.00
4-Jun-18	Bossei Dispensary	RBF		28,467.00
4-Jun-18	Kasitet Dispensary	RBF		28,969.00
4-Jun-18	Sinonin Dispensary	RBF		31,830.00
4-Jun-18	Plesian Dispensary	RBF		32,155.00
4-Jun-18	Kapkiamo Dispensary	RBF		35,398.00
4-Jun-18	Kimugul Dispensary	RBF		36,128.00
4-Jun-18	Kapchepkor Dispensary	RBF		36,240.00
4-Jun-18	Kaptuiya Dispensary	RBF		37,495.00
4-Jun-18	Tiriondonini Dispensary	RBF		37,500.00
4-Jun-18	Chesongo Dispensary	RBF		38,408.00
4-Jun-18	Sigoro Dispensary	RBF		39,371.00
4-Jun-18	Cheplambus Dispensary	RBF		39,540.00
4-Jun-18	Kaptum Dispensary	RBF		40,972.00
4-Jun-18	Moigutwo Dispensary	RBF		41,401.00
4-Jun-18	Likwon Dispensary	RBF		41,509.00

Result Based Financing Payments				
Date	**Payee**	**Details**	**PV. No**	**Bank Ksh.**
4-Jun-18	Tiloi Dispensary	RBF		41,652.00
4-Jun-18	Tinet Dispensary	RBF		44,268.00
4-Jun-18	Muchukwo Dispensary	RBF		44,770.00
4-Jun-18	Kapluk Dispensary	RBF		46,022.00
4-Jun-18	Kasisit Dispensary	RBF		47,190.00
4-Jun-18	Bartolimo Dispensary	RBF		50,860.00
4-Jun-18	Kapkole Dispensary	RBF		56,214.00
4-Jun-18	Toniok Dispensary	RBF		57,183.00
4-Jun-18	Kiptuno Dispensary	RBF		57,660.00
4-Jun-18	Sibilo Dispensary	RBF		63,975.00
4-Jun-18	Baringo County Chmt Hssf Acc	RBF		387,500.00
20-Jun-18	Nakurtakwei Dispensary	RBF		961.00
20-Jun-18	Ngendalel Dispensary	RBF		1,186.00
20-Jun-18	Kapkein Dispensary	RBF		1,193.00
20-Jun-18	Kapkombe Dispensary	RBF		1,420.00
20-Jun-18	Kibias Dispensary	RBF		1,692.00
20-Jun-18	Lelgut Dispensary	RBF		2,368.00
20-Jun-18	Molok Dispensary	RBF		2,556.00
20-Jun-18	Chemasusu Dispensary	RBF		3,396.00
20-Jun-18	Oldebes Dispensary	RBF		3,438.00
20-Jun-18	Aiyebo Dispensary	RBF		3,587.00
20-Jun-18	Rebeko Dispensary	RBF		3,937.00
20-Jun-18	Waseges Dispensary	RBF		4,028.00
20-Jun-18	Kipsacho Dispensary	RBF		4,883.00
20-Jun-18	Kaptiony Dispensary	RBF		6,072.00
20-Jun-18	Maji Moto Dispensary	RBF		6,089.00
20-Jun-18	Sinonin Dispensary	RBF		6,163.00
20-Jun-18	Kapkuei Dispensary	RBF		6,203.00
20-Jun-18	Simotwet Dispensary	RBF		6,207.00

Result Based Financing Payments				
Date	**Payee**	**Details**	**PV. No**	**Bank Ksh.**
20-Jun-18	Mormorio Dispensary	RBF		6,318.00
20-Jun-18	Kabimoi Dispensary	RBF		7,084.00
20-Jun-18	Kasaka Dispensary	RBF		7,212.00
20-Jun-18	Koriema Dispensary	RBF		7,541.00
20-Jun-18	Chesirimion Dispensary	RBF		7,764.00
20-Jun-18	Kabogor Dispensary	RBF		7,902.00
20-Jun-18	Tian Dispensary	RBF		8,140.00
20-Jun-18	Kapkures Dispenasry	RBF		8,543.00
20-Jun-18	Kalabata Dispensary	RBF		8,563.00
20-Jun-18	Kapkole Dispensary	RBF		8,686.00
20-Jun-18	Kiplombe Dispensary	RBF		8,924.00
20-Jun-18	Kimngorom Dispensary	RBF		9,165.00
20-Jun-18	Kasitet Dispensary	RBF		9,331.00
20-Jun-18	Kibiriokwonin Dispensary	RBF		9,421.00
20-Jun-18	Kapkuikui Dispensary	RBF		9,519.00
20-Jun-18	Lebolos Dispensary	RBF		9,855.00
20-Jun-18	Kisonei Dispensary	RBF		10,170.00
20-Jun-18	Tinet Dispensary	RBF		10,273.00
20-Jun-18	Emsos Dispensary	RBF		10,276.00
20-Jun-18	Tebei Dispensary	RBF		10,350.00
20-Jun-18	Nakoko Health Care	RBF		10,665.00
20-Jun-18	Rosoga Dispensary	RBF		10,941.00
20-Jun-18	Kositei Dispensary	RBF		11,172.00
20-Jun-18	Cheberen Dispensary	RBF		11,181.00
20-Jun-18	Kapluk Dispensary	RBF		11,336.00
20-Jun-18	Kokwa Island Dispensary	RBF		11,348.00
20-Jun-18	Kapchepkor Dispensary	RBF		11,711.00
20-Jun-18	Kisok Dispensary	RBF		11,748.00
20-Jun-18	Atiar Dispensary Hssf Acc	RBF		11,786.00

Result Based Financing Payments				
Date	**Payee**	**Details**	**PV. No**	**Bank Ksh.**
20-Jun-18	Bartolimo Dispensary	RBF		11,960.00
20-Jun-18	Sigoro Dispensary	RBF		12,087.00
20-Jun-18	Kasok Dispensary	RBF		12,188.00
20-Jun-18	Kibingor Dispensary	RBF		12,267.00
20-Jun-18	Kinyach Dispensary	RBF		12,314.00
20-Jun-18	Maji Mazuri Dispensary	RBF		12,382.00
20-Jun-18	Kiboino Dispensary	RBF		12,416.00
20-Jun-18	Yatya Dispensary	RBF		12,744.00
20-Jun-18	Kipcherere Dispensary	RBF		13,160.00
20-Jun-18	Orokwo Dispensary	RBF		13,258.00
20-Jun-18	Koroto Dispensary	RBF		13,318.00
20-Jun-18	Kasoiyo Dispensary	RBF		13,423.00
20-Jun-18	Keturwo Health Care	RBF		13,527.00
20-Jun-18	Saos Dispensary	RBF		13,549.00
20-Jun-18	Krezee Dispensary	RBF		13,619.00
20-Jun-18	Kaptorokwa Dispensary	RBF		13,717.00
20-Jun-18	Kiptoim Dispensary	RBF		13,735.00
20-Jun-18	Kaptumin Dispensary	RBF		13,950.00
20-Jun-18	Tinomoi Dispensary	RBF		14,067.00
20-Jun-18	Magonoi Dispensary	RBF		14,212.00
20-Jun-18	Sagat Dispensary	RBF		14,525.00
20-Jun-18	Ochii Dispensary	RBF		14,579.00
20-Jun-18	Ngetmoi Dispensary	RBF		14,757.00
20-Jun-18	Bekibon Dispensary	RBF		14,801.00
20-Jun-18	Tiriondonin Dispensary	RBF		14,824.00
20-Jun-18	Tirimionin Dispensary	RBF		14,824.00
20-Jun-18	Chesongo Dispensary	RBF		14,842.00
20-Jun-18	Kapturo Dispensary	RBF		14,990.00
20-Jun-18	Sandai Dispensary	RBF		15,093.00

Result Based Financing Payments				
Date	**Payee**	**Details**	**PV. No**	**Bank Ksh.**
20-Jun-18	Kabiyet Dispensary	RBF		15,307.00
20-Jun-18	Kipsongon Dispensary	RBF		15,540.00
20-Jun-18	Sore Dispensary	RBF		16,286.00
20-Jun-18	Likwon Dispensary	RBF		16,312.00
20-Jun-18	Kaplel Dispensary	RBF		16,917.00
20-Jun-18	Toniok Dispensary	RBF		17,091.00
20-Jun-18	Kasisit Dispensary	RBF		17,230.00
20-Jun-18	Sabor Dispensary	RBF		17,726.00
20-Jun-18	Molos Dispensary	RBF		18,217.00
20-Jun-18	Sorok Dispensary	RBF		18,335.00
20-Jun-18	Rondinin Dipsensary	RBF		18,581.00
20-Jun-18	Sirwa Dispensary	RBF		18,682.00
20-Jun-18	Koitebes Dispensary	RBF		19,259.00
20-Jun-18	Churo Dispensary	RBF		19,306.00
20-Jun-18	Loruk Dispensary	RBF		19,805.00
20-Jun-18	Eldume Dispensary	RBF		20,305.00
20-Jun-18	Lomuge Dispensary	RBF		20,614.00
20-Jun-18	Kapkiamo Dispensary	RBF		21,240.00
20-Jun-18	Riwo Dispensary	RBF		21,419.00
20-Jun-18	Maron Dispensary	RBF		21,952.00
20-Jun-18	Bossei Dispensary	RBF		21,983.00
20-Jun-18	Ol Arabal Dispensary	RBF		22,660.00
20-Jun-18	Igure Dispensary	RBF		22,684.00
20-Jun-18	Mugurin Dispensary	RBF		22,735.00
20-Jun-18	Seguton Dispensary	RBF		23,064.00
20-Jun-18	Molosirwe Dispensary	RBF		23,184.00
20-Jun-18	Cheplambus Dispensary	RBF		23,280.00
20-Jun-18	Sirata Dispensary	RBF		23,314.00
20-Jun-18	Redad Dispensary	RBF		23,346.00

Result Based Financing Payments				
Date	**Payee**	**Details**	**PV. No**	**Bank Ksh.**
20-Jun-18	Tiloi Dispensary	RBF		23,618.00
20-Jun-18	Kmar Dispensary	RBF		23,873.00
20-Jun-18	Kiptuno Dispensary	RBF		24,019.00
20-Jun-18	Kimose Dispensary	RBF		24,457.00
20-Jun-18	Kapunyany Dispensary	RBF		24,771.00
20-Jun-18	Moigutwo Dispensary	RBF		25,529.00
20-Jun-18	Kiserien Dispensary	RBF		25,729.00
20-Jun-18	Muserechi Dispensary	RBF		27,225.00
20-Jun-18	Borowonin Dispensary	RBF		28,272.00
20-Jun-18	Aic Lodengo Health Care	RBF		28,392.00
20-Jun-18	Arama Dispensary	RBF		30,054.00
20-Jun-18	Ngubereti Community Health Care	RBF		30,597.00
20-Jun-18	Olkokwe Dispensary	RBF		30,820.00
20-Jun-18	Kipkitur Dispensary	RBF		34,428.00
20-Jun-18	Kaptum Dispensary	RBF		34,464.00
20-Jun-18	Solian Dispensary	RBF		35,282.00
20-Jun-18	Kapkelelwa Dispensary	RBF		35,548.00
20-Jun-18	Chepturu Dispensary	RBF		37,009.00
20-Jun-18	Poi Dispensary	RBF		40,226.00
20-Jun-18	Barsemoi Dispensary	RBF		42,015.00
20-Jun-18	Muchukwo Dispensary	RBF		42,681.00
20-Jun-18	Equator Dispensary	RBF		43,996.00
20-Jun-18	Illngarua Dispensary	RBF		44,470.00
20-Jun-18	Barpelo Dispensary	RBF		45,043.00
20-Jun-18	Sibilo Dispensary	RBF		45,772.00
20-Jun-18	Aic Churo Dispensary	RBF		48,196.00
20-Jun-18	Loboi Dispensary	RBF		48,508.00
20-Jun-18	Talai Dispensary	RBF		50,592.00
20-Jun-18	Tuiyobei Dispensary	RBF		52,470.00

Result Based Financing Payments				
Date	**Payee**	**Details**	**PV. No**	**Bank Ksh.**
20-Jun-18	Seretunin Health Care	RBF		54,479.00
20-Jun-18	Mogorwo Health Care	RBF		55,857.00
20-Jun-18	Kolowa Health Care	RBF		56,969.00
20-Jun-18	Tangulbei Health Care	RBF		57,109.00
20-Jun-18	Katibel Dispensary	RBF		57,675.00
20-Jun-18	Timboiwo Dispensary	RBF		58,016.00
20-Jun-18	Kaptimbor Dispensary	RBF		58,192.00
20-Jun-18	Kiptangich Health Care	RBF		59,490.00
20-Jun-18	Kituro Health Care	RBF		62,212.00
20-Jun-18	Salawa Phc Dispensary	RBF		62,832.00
20-Jun-18	Kampi Samaki Health Care	RBF		63,347.00
20-Jun-18	Torongo Health Care	RBF		66,212.00
20-Jun-18	Bartabwa Dispensary	RBF		67,642.00
20-Jun-18	Esageri Health Care	RBF		75,629.00
20-Jun-18	Sumeiyo Dispensary	RBF		77,525.00
20-Jun-18	Kuikui Health Care	RBF		85,377.00
20-Jun-18	Mochongoi Health Care	RBF		90,344.00
20-Jun-18	Kimalel Health Care	RBF		99,758.00
20-Jun-18	Barwesa Health Care	RBF		108,097.00
20-Jun-18	Tangulbei Div	RBF		108,306.00
20-Jun-18	Timboroa Health Care	RBF		113,841.00
20-Jun-18	Mogotio Town Dispensary	RBF		115,561.00
20-Jun-18	Nginyang Health Care	RBF		120,701.00
20-Jun-18	Emining Health Care	RBF		144,276.00
20-Jun-18	Kisanana Health Care	RBF		152,739.00
20-Jun-18	Kipsaraman Dispensary	RBF		153,178.00
20-Jun-18	Marigat Catholic Dispensary	RBF		221,001.00
20-Jun-18	Baringo County Chmt Hssf Acc	RBF		387,500.00
27-Jun-18	Baringo County Government Payments	RBF		4,805,165.00

Result Based Financing Payments				
Date	**Payee**	**Details**	**PV. No**	**Bank Ksh.**
	Tangulgei Div.Med.Prog			180,000.00
	Aic Eldama Ravine			180,000.00
	Tuiyobei Dispensary			180,000.00
	Akoroyan Dispensary			180,000.00
	Kapkut Dispensary			180,000.00
	Kipsoit Dispensary			180,000.00
	Chemoinoi Dispensary			180,000.00
	Cheplambus Dispensary			180,000.00
	Chesirimion Dispensary			180,000.00
	Kapindasim Dispensary			180,000.00
	Kasiela Dispensary			180,000.00
	Kipnai Dispensary			180,000.00
	Kipsaraman Dispensary			180,000.00
	Lomuke Dispensary			180,000.00
	Plesian Dispensary			180,000.00
	Salawa Phc Dispensary			180,000.00
	Tinomoi Dispensary			180,000.00
	Tiriondonin Dispensary			180,000.00
Total RBF Expenditure				**63,049,405.60**
Ths Funds Expenditure				**18,069,520.00**
KDSP Expenditure				**26,065,438.80**

DANIDA Funds Disbursements		
9-Jan-18	Ngetmoi Dispensary	55,000.00
9-Jan-18	Sore Dispensary	55,000.00
9-Jan-18	Kisonei Dispensary	55,000.00
9-Jan-18	Sigoro Dispensary	55,000.00
9-Jan-18	Katibel Dispensary Hssf Acc	55,000.00

DANIDA Funds Disbursements		
21-Mar-18	Waseges Dispensary	57,462.00
21-Mar-18	Krezze Dispensary	57,462.00
21-Mar-18	Emsos Dispensary	57,462.00
21-Mar-18	Lamaiwe Dispensary	57,823.00
21-Mar-18	Nakoko Health Centre	58,430.00
21-Mar-18	Plesian Dispensary	58,686.00
21-Mar-18	Makutani Dispensary	58,802.00
21-Mar-18	Kamurio Dispensary	60,850.00
21-Mar-18	Riongo Dispensary	61,265.00
21-Mar-18	Tiriondonin Dispensary	62,023.00
21-Mar-18	Kimugul Dispensary	62,413.00
21-Mar-18	Ngoron Dispensary	62,598.00
21-Mar-18	Kapkuei Dispensary	62,702.00
21-Mar-18	Yatya Dispensary	62,964.00
21-Mar-18	Oldebes Dispensary	63,344.00
21-Mar-18	Kisonei Dispensary	63,537.00
21-Mar-18	Kapkombe Dispensary	63,599.00
21-Mar-18	Tebei Dispensary	64,518.00
21-Mar-18	Rebeko Dispensary	64,591.00
21-Mar-18	Chepturu Dispensary	64,760.00
21-Mar-18	Kapunyany Dispensary	65,061.00
21-Mar-18	Chemasusu Dispensary	65,064.00
21-Mar-18	Ayatya Dispensary	65,128.00
21-Mar-18	Sorok Dispensary	65,274.00
21-Mar-18	Koroto Dispensary	65,411.00
21-Mar-18	Nakurtakwei Dispensary	65,424.00
21-Mar-18	Kibias Dispensary	65,881.00
21-Mar-18	Tinet Dispensary	66,917.00
21-Mar-18	Kaptumin Dispensary	67,226.00
21-Mar-18	Molos Dispensary	67,389.00

DANIDA Funds Disbursements		
21-Mar-18	Kapkuikui Dispensary	67,439.00
21-Mar-18	Kasaka Dispensary	67,487.00
21-Mar-18	Seretion Dispensary	67,704.00
21-Mar-18	Kaptorokwa Dispensary	68,067.00
21-Mar-18	Radad Dispensary	68,170.00
21-Mar-18	Koitebes Dispensary	68,230.00
21-Mar-18	Bartolimo Dispensary	68,253.00
21-Mar-18	Sabor Dispensary	68,527.00
21-Mar-18	Kasisit Dispensary	68,605.00
21-Mar-18	Tinomoi Dispensary	68,690.00
21-Mar-18	Lelgut Dispensary	68,694.00
21-Mar-18	Atiar Dispensary Hssf Acc	69,121.00
21-Mar-18	Kapkomoi Dispensary	69,508.00
21-Mar-18	Rosoga Dispensary	69,634.00
21-Mar-18	Sirata Dispensary	70,092.00
21-Mar-18	Likwon Dispensary	70,560.00
21-Mar-18	Koriema Dispensary	70,601.00
21-Mar-18	Kasitet Dispensary	70,900.00
21-Mar-18	Tugumoi Dispensary	71,017.00
21-Mar-18	Kiplombe Dispensary	71,057.00
21-Mar-18	Loiwat Dispensary	71,326.00
21-Mar-18	Kapkures Dispensary	72,238.00
21-Mar-18	Cheplambus Dispensary	72,588.00
21-Mar-18	Kimose Dispensary	72,707.00
21-Mar-18	Nyimbei Dispensary	72,747.00
21-Mar-18	Muchukwo Dispensary	72,800.00
21-Mar-18	Moigutwo Dispensary	72,805.00
21-Mar-18	Riwo Dispensary	73,262.00
21-Mar-18	Kaptuya Dispensary	73,921.00
21-Mar-18	Aiyebo Dispensary	74,287.00

DANIDA Funds Disbursements		
21-Mar-18	Kapturo Dispensary	74,354.00
21-Mar-18	Kapkein Dispensary	74,441.00
21-Mar-18	Kapchepkor Dispensary	74,507.00
21-Mar-18	Kabiyet Dispensary	74,744.00
21-Mar-18	Kamar Dispensary	74,958.00
21-Mar-18	Kabimoi Dispensary	74,972.00
21-Mar-18	Kapkelelwa Dispensary	75,307.00
21-Mar-18	Kiptuno Dispensary	75,507.00
21-Mar-18	Ochii Dispensary	75,655.00
21-Mar-18	Magonoi Dispensary	75,706.00
21-Mar-18	Kipsacho Dispensary	75,725.00
21-Mar-18	Chesirimion Dispensary	76,142.00
21-Mar-18	Kipcherere Dispensary	76,371.00
21-Mar-18	Kiboino Dispensary	76,536.00
21-Mar-18	Lebolos Dispensary	76,774.00
21-Mar-18	Kapluk Dispensary	76,927.00
21-Mar-18	Kibingor Dispensary	77,514.00
21-Mar-18	Kipkitur Dispensary	77,590.00
21-Mar-18	Kinyach Dispensary	77,766.00
21-Mar-18	Sogon Dispensary	78,283.00
21-Mar-18	Kapkole Dispensary	78,556.00
21-Mar-18	Loboi Dispensary	79,309.00
21-Mar-18	Kaptum Dispensary	79,568.00
21-Mar-18	Katibel Dispensary	80,148.00
21-Mar-18	Kapkiamo Dispensary	80,576.00
21-Mar-18	Saos Dispensary	80,977.00
21-Mar-18	Borowonin Dispensary	81,651.00
21-Mar-18	Kabogor Dispensary	82,180.00
21-Mar-18	Cheberen Dispensary	82,434.00
21-Mar-18	Kimoriot Dispensary	82,541.00

DANIDA Funds Disbursements		
21-Mar-18	Solian Dispensary	82,730.00
21-Mar-18	Arama Dispensary	83,077.00
21-Mar-18	Muserechi Dispensary	83,660.00
21-Mar-18	Molok Dispensary	83,917.00
21-Mar-18	Loruk Dispensary	84,203.00
21-Mar-18	Bossei Dispensary	86,282.00
21-Mar-18	Poi Dispensary	86,766.00
21-Mar-18	Kasoiyo Dispensary	86,887.00
21-Mar-18	Maji Mazuri Dispensary	87,207.00
21-Mar-18	Sore Dispensary	87,366.00
21-Mar-18	Sigoro Dispensary	87,572.00
21-Mar-18	Chesongo Dispensary	88,813.00
21-Mar-18	Tuiyobei Dispensary	89,058.00
21-Mar-18	Molosirwe Dispensary	89,303.00
21-Mar-18	Kaptiony Dispensary	89,385.00
21-Mar-18	Bekibon Dispensary	90,048.00
21-Mar-18	Sinonin Dispensary	91,248.00
21-Mar-18	Tian Dispensary	91,266.00
21-Mar-18	Maron Dispensary	91,412.00
21-Mar-18	Kasok Dispensary	92,310.00
21-Mar-18	Mormorio Dispensary	92,808.00
21-Mar-18	Ngetmoi Dispensary	93,639.00
21-Mar-18	Sibilo Dispensary	94,445.00
21-Mar-18	Barsemoi Dispensary	95,471.00
21-Mar-18	Sandai Dispensary	101,776.00
21-Mar-18	Kalabata Dispensary	102,103.00
21-Mar-18	Timboiywo Dispensary	102,253.00
21-Mar-18	Kaptimbor Dispensary	102,797.00
21-Mar-18	Talai Dispensary	103,400.00
21-Mar-18	Mugurin Dispensary	105,504.00

DANIDA Funds Disbursements		
21-Mar-18	Sutyechun Dispensary	108,884.00
21-Mar-18	Seguton Dispensary	109,089.00
21-Mar-18	Tangulbei Div. Med.Prog	112,885.00
21-Mar-18	Ol Arabel Dispensary	112,931.00
21-Mar-18	Ngendalel Dispensary	114,039.00
21-Mar-18	Sumeiyon Dispensary	114,130.00
21-Mar-18	Kasiela Dispensary	115,651.00
21-Mar-18	Kaplel Dispensary	117,998.00
21-Mar-18	Toniok Dispensary	122,076.00
21-Mar-18	Kositei Dispensary	122,667.00
21-Mar-18	Sagat Dispensary	124,117.00
21-Mar-18	Kiptoim Dispensary	129,289.00
21-Mar-18	Illingarua Dispensary	130,738.00
21-Mar-18	Mogorwo Heath Centre	135,662.00
21-Mar-18	Maji Moto Dispensary	159,093.00
21-Mar-18	Eldume Dispensary	163,834.00
21-Mar-18	Kapindasim Dispensary	261,733.00
21-Mar-18	Kolowa Health Centre	276,163.00
21-Mar-18	Churo Dispensary	280,608.00
21-Mar-18	Ngubereti Community Health Centre	282,044.00
21-Mar-18	Mochongoi Health Centre	284,568.00
21-Mar-18	Keturwo Health Centre	287,693.00
21-Mar-18	Tangulbei Health Centre	287,940.00
21-Mar-18	Akwichatis Dispensary	294,636.00
21-Mar-18	Sirwa Dispensary	296,391.00
21-Mar-18	Bartabwa Dispensary	297,381.00
21-Mar-18	Barwessa Health Centre	297,381.00
21-Mar-18	Nginyang Health Centre	298,309.00
21-Mar-18	Tenges Heath Centre	303,794.00
21-Mar-18	Kuikui Health Centre	303,815.00

DANIDA Funds Disbursements		
21-Mar-18	Kiptagich Health Centre	305,755.00
21-Mar-18	Timboroa Health Centre	306,192.00
21-Mar-18	Kampi Samaki Health Centre	307,114.00
21-Mar-18	Kimalel Health Centre	307,877.00
21-Mar-18	Torongo Heath Centre	308,429.00
21-Mar-18	Equator Dispensary	313,761.00
21-Mar-18	Salawa Heath Centre	314,533.00
21-Mar-18	Olkokwe Dispensary	314,730.00
21-Mar-18	Seretunin Health Centre	319,298.00
21-Mar-18	Esageri Health Centre	321,051.00
21-Mar-18	Emining Health Centre	365,042.00
21-Mar-18	Igure Dispensary	388,072.00
21-Mar-18	Baringo County Chmt Hssf Acc	4,200,000.00
16-May-18	Koimugul Dispensary	71,939.30
30-May-18	Kokwa Island Dispensary	55,000.00
30-May-18	Maron Dispensary	55,000.00
30-May-18	Koriema Dispensary	55,000.00
30-May-18	Simotwe Dispensary	55,000.00
30-May-18	Makutani Dispensary	55,000.00
30-May-18	Komolion Dispensary	55,000.00
30-May-18	Riongo Dispensary	55,000.00
30-May-18	Loboi Dispensary	55,000.00
30-May-18	Kapturo Dispensary	55,000.00
30-May-18	Tuiyobei Dispensary	55,000.00
30-May-18	Kamurio Dispensary	55,000.00
30-May-18	Loruk Dispensary	55,000.00
30-May-18	Sabor Dispensary	55,000.00
30-May-18	Loiwat Dispensary	55,000.00
30-May-18	Sandai Dispensary	55,000.00
30-May-18	Ngoron Dispensary	55,000.00

DANIDA Funds Disbursements		
30-May-18	Tirimionin Dispensary	81,899.00
30-May-18	Simotwet Dispensary	93,496.00
30-May-18	Tangulbei Health Center	225,000.00
30-May-18	Kolowa Health Center	225,000.00
30-May-18	Nginyang Health Center	225,000.00
	Chemoinoi Dispensary	93,545.13
	Chemsik Dispensary	65,066.57
	Kaptiony Dispensary	63,913.00
	Kibiriokwonin Dispensary	117,561.24
	Kimngorom Dispensary	75,625.74
	Kipnai Dispensary	80,847.51
	Kipsogon Dispensary	81,488.27
	Kisanana H/C	303,889.07
	Kiserian Dispensary	74,999.93
	Kisok Dispensary	119,403.12
	Kituro H/C	307,610.19
	Kokwa Island Dispensary	84,857.41
	Lomuke Dispensary	63,636.10
	Rondinin Dispensary	69,189.00
	Rotu Dispensary	59,339.29
	Sabatia Dispensary	126,915.80
	Tilingwo Dispensary	59,955.04
	Tiloi Dispensary	246,410.34
	Topulen Dispensary	73,781.18
	Nakurtakwei Dispensary	55,000.00
	Atiar Dispensary Hssf Acc	55,000.00
	Bartabwa Dispensary Hssf Acc	55,000.00
	Ol Arabel Dispensary	55,000.00
	Esageri H/C	225,000.00
	Baringo County CHMT HSSF ACC	2,100,000.00

DANIDA Funds Disbursements		
10-Nov-17	Kapindasim Dispensary	55,000.00
10-Nov-17	Sibilo Dispensary	55,000.00
10-Nov-17	Kapkein Dispensary	55,000.00
10-Nov-17	Kipsaraman Dispensary Hssf Acc	55,000.00
10-Nov-17	Kasok Dispensary Hssf Acc	55,000.00
10-Nov-17	Sirwa Dispensary	55,000.00
10-Nov-17	Mormorio Dispensary Hssf Acc	55,000.00
10-Nov-17	Mugurin Dispensary	55,000.00
10-Nov-17	Rondinin Dispensary Hssf Acc	55,000.00
10-Nov-17	Riwo Dispensary	55,000.00
10-Nov-17	Talai Dispensary	55,000.00
10-Nov-17	Sogon Dispensary	55,000.00
10-Nov-17	Sorok Dispensary	55,000.00
10-Nov-17	Kibias Dispensary	55,000.00
10-Nov-17	Maji Mazuri Dispensary	55,000.00
10-Nov-17	Toniok Dispensary	55,000.00
10-Nov-17	Kasitet Dispensary	55,000.00
10-Nov-17	Kibingor Dispensary	55,000.00
10-Nov-17	Kapkole Dispensary	55,000.00
10-Nov-17	Kapkelelwa Dispensary	55,000.00
10-Nov-17	Kipsacho Dispensary	55,000.00
10-Nov-17	Kaptimbor Dispensary	55,000.00
10-Nov-17	Cheplambus Dispensary	55,000.00
10-Nov-17	Borowonin Dispensary	55,000.00
10-Nov-17	Sabatia Dispensary	55,000.00
10-Nov-17	Sagat Dispensary	55,000.00
10-Nov-17	Seguton Dispensary	55,000.00
10-Nov-17	Timboiywo Dispensary	55,000.00
10-Nov-17	Kiplombe Dispensary	55,000.00
10-Nov-17	Solian Dispensary	55,000.00

DANIDA Funds Disbursements		
10-Nov-17	Igure Dispensary	55,000.00
10-Nov-17	Ochii Dispensary	55,000.00
10-Nov-17	Tinet Dispensary	55,000.00
10-Nov-17	Kabiyet Dispensary	55,000.00
10-Nov-17	Kabimoi Dispensary	55,000.00
10-Nov-17	Chesongo Dispensary	55,000.00
10-Nov-17	Bekibon Dispensary	55,000.00
10-Nov-17	Tugumoi Dispensary	55,000.00
10-Nov-17	Lebolos Dispensary	55,000.00
10-Nov-17	Arama Dispensary	55,000.00
10-Nov-17	Kapkuei Dispensary	55,000.00
10-Nov-17	Kiboino Dispensary	55,000.00
10-Nov-17	Kaplel Dispensary	55,000.00
10-Nov-17	Kapkomoi Dispensary	55,000.00
10-Nov-17	Tebei Dispensary	55,000.00
10-Nov-17	Kapkiamo Dispensary Hssf Acc	55,000.00
10-Nov-17	Bossei Dispensary Hssf Acc	55,000.00
10-Nov-17	Bartolimo Dispensary Hssf Acc	55,000.00
10-Nov-17	Yatya Dispensary	55,000.00
10-Nov-17	Olkokwe Dispensary	55,000.00
10-Nov-17	Illingarua Dispensary	55,000.00
10-Nov-17	Waseges Dispensary	55,000.00
10-Nov-17	Sumeiyon Dispensary Hssf Acc	55,000.00
10-Nov-17	Kalabata Dispensary Hssf Acc	55,000.00
10-Nov-17	Kasiela Dispensary	55,000.00
10-Nov-17	Kipcherere Dispensary	55,000.00
10-Nov-17	Kasisit Dispensary Hssf Acc	55,000.00
10-Nov-17	Molos Dispensary	55,000.00
10-Nov-17	Radad Dispensary	55,000.00
10-Nov-17	Kimugul Dispensary Hssf Acc	55,000.00

DANIDA Funds Disbursements		
10-Nov-17	Kaptum Dispensary Hssf Acc	55,000.00
10-Nov-17	Ngendalel Dispensary	55,000.00
10-Nov-17	Kapluk Dispensary Hssf Acc	55,000.00
10-Nov-17	Maji Moto Dispensary	55,000.00
10-Nov-17	Koroto Dispensary	55,000.00
10-Nov-17	Koitebes Dispensary	55,000.00
10-Nov-17	Molok Dispensary	55,000.00
10-Nov-17	Poi Dispensary Hssf Acc	55,000.00
10-Nov-17	Kibiriokwonin Dispensary Hssf Acc	55,000.00
10-Nov-17	Kipsogon Dispensary	55,000.00
10-Nov-17	Likwon Dispensary Hssf Acc	55,000.00
10-Nov-17	Kaptumin Dispensary Hssf Acc	55,000.00
10-Nov-17	Kamar Dispensary	55,000.00
10-Nov-17	Cheberen Dispensary	55,000.00
10-Nov-17	Aiyebo Dispensary Hssf Acc	55,000.00
10-Nov-17	Tiriondonin Dispensary Hssf Acc	55,000.00
10-Nov-17	Kinyach Dispensary Hssf Acc	55,000.00
10-Nov-17	Kaptiony Dispensary Hssf Acc	55,000.00
10-Nov-17	Kapchepkor Dispensary Hssf Acc	55,000.00
10-Nov-17	Molosirwe Dispensary	55,000.00
10-Nov-17	Kiserian Dispensary	55,000.00
10-Nov-17	Kipkitur Dispensary	55,000.00
10-Nov-17	Tirimionin Dispensary Hssf Acc	55,000.00
10-Nov-17	Muchukwo Dispensary Hssf Acc	55,000.00
10-Nov-17	Moigutwo Dispensary Hssf Acc	55,000.00
10-Nov-17	Kimalel Health Centre	225,000.00
10-Nov-17	Salawa Heath Centre	225,000.00
10-Nov-17	Torongo Heath Centre	225,000.00
10-Nov-17	Timboroa Health Centre	225,000.00
10-Nov-17	Kiptagich Health Centre	225,000.00

DANIDA Funds Disbursements		
10-Nov-17	Mogorwo Heath Centre	225,000.00
10-Nov-17	Tenges Heath Centre	225,000.00
10-Nov-17	Kituro Health Centre	225,000.00
10-Nov-17	Seretunin Health Centre	225,000.00
10-Nov-17	Keturwo Health Centre Hssf Acc	225,000.00
10-Nov-17	Ngubereti Community Health Centre	225,000.00
10-Nov-17	Kampi Samaki Health Centre	225,000.00
10-Nov-17	Mochongoi Health Centre	225,000.00
10-Nov-17	Emining Health Centre	225,000.00
10-Nov-17	Barwesa Health Centre Hssf Acc	225,000.00
10-Nov-17	Kuikui Health Centre Hssf Acc	225,000.00
10-Nov-17	Kisanana Health Centre	225,000.00
Total		**38,477,289.23**

Annex 5: Transport and infrastructure projects

The progress implementation status as at the end of the fourth quarter is as follows:

County Projects Fy 2016/2017

S/NO	Project Name	Ward	Status (%)
1.	Purchase of project supervisory vehicle	N/A	100%
2.	Kipsogon Footbridge	Mogotio	100%
3.	Construction of Bitumen Road In Eldama Ravine Town	Eldama Ravine	100%
4.	Construction of Bitumen Road In Marigat Town	Marigat	100%
5.	Construction of Bitumen Road In Mogotio Town	Mogotio	100%
6.	Construction Fuel for County Development Roads	Countywide	100%
7.	Maintenance of Motor Vehicles, Plant, Machines and Equipment	Countywide	100%
8.	Nasur - Akwichatis Road	County Project	100%
9.	Metip Kokel Footbridge	Tenges	100%
10.	Sda Mzee Moja - Kaprogonya Road	Kabarnet	100%
11.	Nelson - Ngoswet Road	Mogotio	100%
12.	Cheboruswo -Kapkoibai-Ngolbelon Road	Marigat	100%
13.	Keon-Chepinyi-Sandai Road	Mochongoi	100%
14.	Kapindasum-Ramacha - Mukutani Road	Mukutani	100%

S/NO	Project Name	Ward	Status (%)
15.	Mukutani - Kiserian Road	Mukutani	100%
16.	Turbei Junction Kombosang Quarry Road	Barwessa	100%
17.	Kombinyasi-Blombu Kaptiliwa Road	Barwessa	100%
18.	Barwessa Centre Road	Barwessa	100%
19.	Tiriondonin-Nuregoi-Saak Road	Kabartonjo	100%
20.	Kapturo-Seretion Road	Bartabwa	100%
21.	Kabilany-Sakatia Road	Bartabwa	100%
22.	Kapkules-Koroto-Kipchongwo Road	Saimo Soi	100%
23.	Sutiechun Biritwonin Koiboware	Saimo Soi	100%
24.	Tibingar - Sachangwany and Kampi Samaki Road	Saimo Soi	100%
25.	Kapsebeiwa Chepkewel Road	Saimo Soi	100%
26.	Barketiew-Kapkomon-Kipsaraman - Yatia Road	Saimo Soi	100%
27.	Purchase Of A Dozer	Saimo Kipsaraman	100%
28.	Emkos Road	Kabarnet	100%
29.	Kapyemit Road	Kabarnet	100%
30.	Bondeni - Terigoi Road	Kabarnet	100%
31.	Kakwane Road	Kabarnet	100%
32.	Kasore-Kwore-Sesya Rd	Ewalel Chapchap	100%
33.	Cheplambus-Tumek-Kamuma -Eituri-Sore Road	Tenges	100%
34.	Konoiyo-Kewamoi Rd	Sacho	100%
35.	Kapkut-Kapchereset-Kaistet Road	Kapropita	100%
36.	Yemo-Sichei Road	Kapropita	100%
37.	Kaprogonya-Turkuo	Kapropita	100%
38.	Igure-Makutano Road	Majimazuri /Mumbres	100%
39.	Daraja Mbili-Block 4 Road	Majimazuri /Mumbres	100%
40.	Kapmagey - Kokwomoi Road	Koibatek	100%
41.	Muserechi - Orinie Road	Koibatek	100%
42.	Esageri Kiplombe Road	Koibatek	100%
43.	Saos - Kibetwet Road	Lembus Perkerra	100%
44.	Society Mochongoi Road	Lembus Perkerra	100%
45.	Kapdining Soget	Lembus Perkerra	100%
46.	Kamelilo - Baringo High Junction Road	Lembus Perkerra	100%
47.	Kaplelechwa Road	Ravine	100%
48.	Kamelilo Kiptonge Rd	Ravine	100%
49.	Bondeni Road	Ravine	100%
50.	Uhuru-Kabiyot-Luita Rd	Ravine	100%
51.	Tamket Pry-Sachagwan-Iracha Road	Lembus Kwen	100%
52.	Main Road-Kamngetot Rd	Lembus Kwen	100%
53.	C55 Junction-Kapunyony-Kaptumo Road	Lembus Kwen	100%
54.	Kapcholoi-Sale Yard-C55 Junction Road	Lembus Kwen	100%
55.	Bikwen-Kapchepkaro Road	Lembus	100%

S/NO	Project Name	Ward	Status (%)
56.	C55 Junction Nerkwo-Emungunguny Road, Baraen Booster-Bikwen Road and Torongo-Korokwen Road	Lembus	100%
57.	Kimngorom-Kapterit-Mokirib Road	Mogotio	100%
58.	Kipnyuguny -Kibergei-Kamasai Road	Kisanana	100%
59.	Mukuyuni-Molosirwe Road	Kisanana	100%
60.	Oldebes-Chomiek Road	Kisanana	100%
61.	Tuluongoi -Tian Road	Emining	100%
62.	Molok Road	Emining	100%
63.	Lororo-Kailer Road	Ilchamus	100%
64.	Sirwet Keting	Marigat	100%
65.	Sirma Junction - Milimani Road	Ravine	100%
66.	Pemwai-Seretunin-Riwo Road	Ewalel Chapchap	100%
67.	Kapchomuswo-Ngolong-Kapkokwon-Kiptaiwa-Muchukwo Road	Kabarnet & Barwessa	100%
68.	Tangulbei-Mukutani Road	Tangulbei Korossi & Mukutani	100%
69.	Kampi Ya Samaki-Kipcherere-Kasisit-Talai road	Saimo Soi & Saimo Kipsaraman	100%
70.	Ward wide fuel	Kabartonjo	100%
71.	Kasiron - Kotor Road	Bartabwa	100%
72.	Chemoe-Barbarchun Road	Bartabwa	100%
73.	Ketindui Footbridge	Kabarnet	100%
74.	Kituro Road	Ewalel Chapchap	100%
75.	Chepkewel - Tabarin- Kesumet Road	Bartabwa	100%
76.	Ochii - Kaseret - Kapyomat Road	Tenges	100%
77.	Kabasis -Kapkelewa Rd	Sacho	100%
78.	Sacho-Tungururwo Rd	Sacho	100%
79.	Saimet-Quary Rd	Sacho	100%
80.	Kapsoo -Kiptumo-Kapsergon	Kapropita	100%
81.	Borowanin-Kapkwony	Kapropita	100%
82.	Kiboi-Kapkowei Road	Kapropita	100%
83.	Adomeyon - Topogh Road	Silale	100%
84.	Barpello-Kapunyany Road	Kolowa	100%
85.	Arama Dispensary-Kaplelingor Rd	Lembus Kwen	100%
86.	Ward wide Road -Dozer Fueling	Mogotio	100%
87.	Kaisuro-Kipkutuny-Tagulo-Ochii Road	Tenges	100%
88.	Kaptuwei - Kapzakayo Road	Koibatek	100%
89.	Eldume Footbridge	Ilchamus	100%
90.	Kamar - Kapkuikui Road	Emining	100%
91.	Kaptumin-Root-Releng Road	Kabartonjo	100%
92.	Ossen-Keturwo(Concrete Slab)	Kabartonjo	100%
93.	Tuiyobei - Gitundaga Bridge	Mochongoi	100%
94.	Construction Of Bitumen Road In Kabartonjo Town	Kabartonjo	100%

S/NO	Project Name	Ward	Status (%)
95.	Cherumbo - Tebelekwo - Churo Road	County Project	100%
96.	Keneroi - Kabuswa Road	Mochongoi	100%
97.	Logumgum-Losampurmpur Road	Mukutani	80%
98.	Kabarbet Road	Kabartonjo	100%
99.	Kaptara - Naigoi Road	Kabarnet	Retendered
100.	Kipkaech Pri Junction Road	Ewalel Chapchap	100%
101.	Seretunin Primary - Sirwonin Road	Ewalel Chapchap	100%
102.	Rotumoi - Roganin Road	Ewalel Chapchap	Retendered
103.	Hurth - Bondeni - Seguton Road	Kabarnet	100%
104.	Tenges-Tabarin-Sirwet Road	Tenges	100%
105.	Naudo-Akwichatis Road	Silale	100%
106.	Riongo-Natan Road	Silale	70%
107.	Toplen-Ameyan Road	Silale	100%
108.	Kaptimbor, Kuriondonin, Serei and Rosobet - Kasoi Roads	Kabarnet	100%
109.	Donge-Kerelon Road	Ribkwo	100%
110.	Tangulbei-Kokwoto Road	Tangulbei	100%
111.	Chebolow -Nyalilipich Junction	Churo Amaya	100%
112.	Raba Junction-Kresia Pre School	Churo Amaya	85%
113.	Kapunyany - Ngoron Road	Tirioko	100%
114.	Ngaina Foot Bridge	Tirioko	100%
115.	Bodaboda Shades And Licensing	Majimazuri /Mumbres	100%
116.	Orinie - Nakurtakwei Road	Koibatek	100%
117.	Kabimoi Floodlights	Lembus Perkerra	100%
118.	Chepsambu Forest Road	Ewalel Chapchap	100%
119.	Lembus Drainage	Lembus	100%
120.	Mogotio-Kelelwa -Olmugur Road	Mogotio	100%
121.	Chesinge Road Culvert	Mogotio	100%
122.	Kapgabriel-Kelelwa Road	Mogotio	15%
123.	Emining - Kibutiei Road	Emining	100%
124.	Ngolong - Kapkwokwon Road	Kabarnet	100%
125.	Siginwo Koimugul -Kapkitiko - Bekibon	Marigat	100%
126.	Kabarbarma road	Ewalel Chapchap	100%
127.	Kibagenge-Forest Road	Mochongoi	100%
128.	Stage - Karne Road	Mochongoi	100%
129.	Bondeni -Stadium Road	Kabarnet	100%
130.	Emining-Saos Road	Mogotio	100%
131.	Kipngorom-Sirwa Road	Mogotio	100%
132.	Mochongoi Jun-Tabare-Maji Mazuri road	Lembus perkerra, Ravine & Maji Mazuri	Retendered
133.	Tegat-Tinet-Targo Academy road	Lembus	100%
134.	Kapcherebet-Kuromposoo Road	Kabarnet	100%

S/NO	Project Name	Ward	Status (%)
135.	Kapedomor-Kongar-Roti Road	Kolowa	100%
136.	Chesirimion-Chemoril-Nginyany Road	Tirioko	100%
137.	Katibel-Kormor-Kaptum Road	Kabartonjo	100%
138.	Kasirwo-Poi-Rebeko-Kampi Nyasi Road	Saimo Kipsaraman	100%
139.	Tulongoi-Kakatit-Lawina Road & Sabor Kapyemit Road	Marigat	50%
140.	Keting-kapkures footbridge	Marigat	100%

Financial Year 2017/2018 Projects

No.	Project Name	Location	Status
1.	Seguton and Bondeni Road	Kabarnet	Contractor Mobilising
2.	Storm drainage in Mogotio Town	Mogotio	70%
3.	Storm drainage in Marigat Town	Marigat	Contractor Mobilising
4.	Emsos - Tinosiek - Olkokwe Road	Kisanana	Contractor Mobilising
5.	Sambaka - Matare Footbridge	Kisanana	Contractor Mobilising
6.	Katuit Road	Loyamorok	100%
7.	Chebao Bridge	Kabarnet	Contractor mobilising
8.	Kibunder Bridge	Kabarnet	100%
9.	Chepirmolok - Lemuyek Road	Loyamorok	100%
10.	Christ the King – Ngasiani Footbridge	Mogotio	Contractor Mobilising
11.	Isanta Footbridge	Emining	100%
12.	Game - Mumol - Water Tank Road	Kapropita	40%
13.	Kapting - Kapkinoi - Kamurian Road	Emining	80%
14.	Kipchebet Road	Emining	100%
15.	Embogong - Miti Moja - Borokwo Road	Emining	Contractor mobilising
16.	Cheberen - Kapkures Footbridge	Emining	100%
17.	Sagasagik - Barturgei - Chesingei Road	Mogotio	5%
18.	Ebenezer Footbridge	Mogotio	100%
19.	Kapkaran - Kenet -Igonwo Road	Mogotio	Contractor Mobilising
20.	Kapchepkut - Rosoga Road	Mogotio	100%
21.	Poror - Tumol Road	Lembus Kwen	Contractor Mobilising
22.	Menjeiwa - Kamatagei -Kaisor Road	Tenges	Contractor Mobilising
23.	Ochii - Lelgut -Mogorwo Road	Tenges	60%
24.	Kapchemengich - Tumek Road	Tenges	Contractor Mobilising
25.	Kaptagich -Kesetan Road (Kapkongos Section Slab)	Sacho	Contractor mobilising
26.	Bibain-Torokwone road	Tenges	Contractor mobilising
27.	Kisonei - Eitui Road	Tenges	100%
28.	Benen - Kaptek Road	Ewalel Chapchap	Contractor Mobilising

No.	Project Name	Location	Status
29.	Seretunin- Manaach Road	Ewalel Chapchap	Contractor Mobilising
30.	Togomin - Kapngetuny - Sengchan Water Intake Road	Ewalel Chapchap	Contractor Mobilising
31.	Awane Road	Ewalel Chapchap	Contractor Mobilising
32.	Kabasis -Katipsogon -Timboiwo Road	Sacho	Contractor mobilising
33.	Chepketit - Kasau - Ngatibgoin road	Sacho	100%
34.	Kapsoo - Turur Road	Kapropita	Contractor Mobilising
35.	Kimungur - Kipsubei Road	Kapropita	Contractor Mobilising
36.	Ratabei - Latei Road	Kapropita	Contractor Mobilising
37.	Kirdam - Kimagok - Riwo Road	Kapropita	Contractor Mobilising
38.	Turkwo - Kapcherebet Road	Kapropita	Contractor Mobilising
39.	Kaptumo - Kobin - Kangot Road Slab	Ewalel Chapchap	Contractor Mobilising
40.	Kapkut - Katyo - Kaplobot -Kaplogong - Ketipbereke Road	Kapropita	Contractor Mobilising
41.	Kapcherebet - Lolkoita _Kasitet Road	Kapropita	Contractor Mobilising
42.	Ngelel - Terekor Road	Kabarnet	Contractor Mobilising
43.	Dam - ICT Centre Road	Kabarnet	40%
44.	Ngolong - Kamwen Road	Kabarnet	Contractor Mobilising
45.	Kaptumo Primary School Field Levelling	Ewalel Chapchap	Contractor Mobilising
46.	Rosobet Primary School Field Levelling	Ewalel Chapchap	Contractor Mobilising
47.	Andama - Osiemon - Kwa Thuko Road	Maji Mazuri	Contractor mobilising
48.	Kapsoit - Hilltea Road	Maji Mazuri	Contractor mobilising
49.	Naitili Bridge	Koibatek	Contractor mobilising
50.	Fuel for Machinery in Kiplombe/Sabatia	Koibatek	To commence
51.	Seguton - Daraja Mbili Road	Lembus	Contractor mobilising
52.	Timboroa - Highway - Mwachon Road	Lembus	Contractor mobilising
53.	Mwachon - Bikwen - Kapchepkaro Road	Lembus	Contractor mobilising
54.	Kapcholoi - FGCK Road	Lembus	Contractor mobilising
55.	Nerkwo - Emnyunguny Road	Lembus	50%
56.	Main Road - Kabilwo Road	Lembus Kwen	Contractor mobilising
57.	Kiprotich Junction - Kapkoi Sarme Road	Lembus Kwen	Contractor mobilising
58.	Kamoskoi PAG Road	Lembus Kwen	Contractor mobilising
59.	Singorwe - Kamasaba Road	Lembus Kwen	60%
60.	Fuel for Maintenance	Lembus Kwen	To commence
61.	Bondeni - Shabab - Shauri - Kisarget Road	Ravine	Contractor mobilising
62.	Nubian - Kokorwonin Road	Ravine	Contractor mobilising
63.	ODM - Kamelilo - Kinyikwet and Chelunget - Kamelilo - Baronge Road	Ravine	Contractor mobilising
64.	KCC Road	Ravine	Contractor mobilising
65.	Fuel for Road Opening	Ravine	To commence
66.	Kamelilo - Sogonin Land Purchasing for Road Opening	Ravine	To commence
67.	Kamelilo - Sogonin Road	Ravine	Contractor mobilising

No.	Project Name	Location	Status
68.	Kaptana-Cheptilatil-Kibias Road	Lembus Perkerra	Contractor mobilising
69.	Ayatya - Seron - Kaptigit Road	Barwessa	100%
70.	Ketkor - Kibulwonin Road	Barwessa	100%
71.	Bartaragon Road Slab	Kabartonjo	Contractor Mobilising
72.	Lelabei Footbridge	Barwessa	20%
73.	Senebo - Mohon - Kapsagas Road	Barwessa	100%
74.	Barwessa Centre Public Baraza Park - Steel fixed seats and fencing	Barwessa	15%
75.	Chepturot Footbridge	Barwessa	100%
76.	Kuikui H/C - Chepturot - Kaptigit – Chepngoi	Barwessa	100%
77.	Katebere - Sinende - Sogom Road	Kabartonjo	Contractor Mobilising
78.	Benonin - Seremwo Road	Kabartonjo	Contractor Mobilising
79.	Kapkwang - Urel - Kapkiamo Road	Kabartonjo	Contractor Mobilising
80.	Kaptumin - Root - Releng Road	Kabartonjo	15%
81.	Kotor - Newai -Poi Junction	Kabartonjo	10%
82.	Kasirio - Kirinykalia - Kaptum Road	Kabartonjo	Contractor Mobilising
83.	Kiplabal - Kiboino Road	Kabarnet	100%
84.	Chesosur - Tiloi - Maregut Road	Kabartonjo	70%
85.	Fuel for Ward dozer and Supply of balloons for roads	Saimo Kipsaraman	To commence
86.	Arusin - Akoroyan Road	Saimo Soi	100%
87.	Kapsoi - Kapkirwok - Ngenyin Primary Road	Saimo Soi	Contractor Mobilising
88.	Moinoinin Youth Field Levelling	Saimo Soi	Insufficient funds
89.	Sitek - Chemoigut Road	Bartabwa	100%
90.	Sogon - Ngolbelion Road	Marigat	70%
91.	Manambil - Catholic - Koitilion - Egerton Road	Marigat	100%
92.	KVDA - Kampi Samaki Road	Ilchamus	Contractor mobilising
93.	Leswaa - Ilawiyaki Road	Ilchamus	Contractor mobilising
94.	Kabel - Koitilil - Mochongoi Road	Mochongoi	60%
95.	Segutek Footbridge	Mochongoi	Contractor mobilising
96.	Kapedomor - Akarapet - Rotu Road	Tirioko	100%
97.	Sikhin - Natan - Topelen - Lomechan Cave Road	Silale	Contractor mobilising
98.	Napukut - Achoru - Mukeluk Road	Silale	Contractor Mobilising
99.	Kipsaa Footbridge	Tenges	Contractor mobilising
100.	Chepkiswach road (Emining Technical-Kakimoe-Keben Loation	Mogotio	Contractor mobilising
101.	Lelian Loop Road	Kapropita	Contractor Mobilising
102.	Ratabei -Litei Loop Road	Kapropita	Contractor mobilising
103.	SolianJunction-Kapcheserem/Kirobon-Kaptuisang Road	Koibatek	Contractor mobilising
104.	Lulunga Junction-Kapnyayo Road	Kisanana	100%
105.	Lorrok Foot bridge construction	Mukutani	Contractor mobilising

No.	Project Name	Location	Status
106.	Kiserian - Noosukuro Road Opening, and Structures Development	Mukutani	Contractor mobilising
107.	Emmossos - Ngelecha Roads Opening, Crosssing and Structures Development	Mukutani	Contractor mobilising
108.	Ol- Arabel river (Mosuro) drift, Rehabilitation, Crosssing and Structures Development	Mukutani	Contractor mobilising
109.	Kaptum - Kapkomon	Kabartonjo	100%
110.	Members Club-Cereals-Kapkut	Kabarnet	Contractor mobilizing
111.	Tuluongoi Tian Road	Marigat	100%
112.	Timboiywo - Kaptarakwa - Katipsogon	Ewalel Chapchap	Contractor mobilizing
113.	Cheblambus-Lelbatai- Nduro Road	Tenges	40%
114.	Muserechi - Noiwet Road	Mogotio	90%
115.	Emining - Oterit - Molosirwe	Emining	90%
116.	C577 Junct - Kebulwe - Magoi	Kisanana	100%
117.	Olng'arua - Mutitu - Kamailel	Mochongoi	Contractor mobilizing
118.	Kabirmet - Rorobai - Kibingor	Marigat	Contractor mobilizing
119.	Chambai - Releng	Saimo Kipsaraman	Contractor mobilizing
120.	Ishakanin - Chepkesin - Yatya	Bartabwa/Saimo Soi	50%
121.	Sigowo - Kapkelelwa	Sacho	Contractor mobilizing
122.	Chepkalacha - Mukutani	Tangulbei Korosi	60%
123.	Chepturu -Kapunyany	Loiwat Kolowa	Contractor mobilizing
124.	Chesirimion -Kashokon - Yatya	Loyamorok	60%
125.	Equator -Lelgel -Kisorobi - Boito	Maji Mazuri	Contractor mobilizing
126.	Midworld -Kanjulul -Murkisis	Koibatek	100%
127.	Kewangoi - Ng'ormus - Kamisiko	Lembus Kwen	100%
128.	B4- St. Marys Primary (Kelelwa road)	Mogotio	100%
129.	B4- Jericho - Stage Road	Marigat	Retendered
130.	C55- Millimani- Saw mill road	Ravine	10%
131.	Kaprogonya Road	Kabarnet	10%
132.	Kabortonjo Road	Kabartonjo	10%
133.	Chemolingot Road	Ribkwo	90%